

## Manuals+

[Q & A](#) | [Deep Search](#) | [Upload](#)

Manuals.plus /

› [VASAGLE](#) /

› VASAGLE ULLS582Y57 5-Tier Wall Mounted Corner Shelf Instruction Manual

## VASAGLE ULLS582Y57

# VASAGLE ULLS582Y57 5-Tier Wall Mounted Corner Shelf

Instruction Manual

## INTRODUCTION

This manual provides comprehensive instructions for the assembly, installation, operation, and maintenance of your new VASAGLE ULLS582Y57 5-Tier Wall Mounted Corner Shelf. Designed to optimize corner spaces, this shelf unit offers both functional storage and a stylish aesthetic. Please read all instructions carefully before beginning assembly and retain this manual for future reference.

## SAFETY INFORMATION

### WARNING:

- Do not overload this floating wall shelf. The maximum static load capacity is 55 lb (25 kg) for the entire unit.
- Each individual shelf has a maximum static load capacity of 11 lb (5 kg).
- Overloading may cause the shelf to become unstable or collapse, leading to potential injury or property damage.
- Ensure the shelf is securely mounted to a sturdy wall structure using appropriate hardware for your wall type. Consult a professional if unsure.
- Keep small parts away from children during assembly to prevent choking hazards.

## PACKAGE CONTENTS

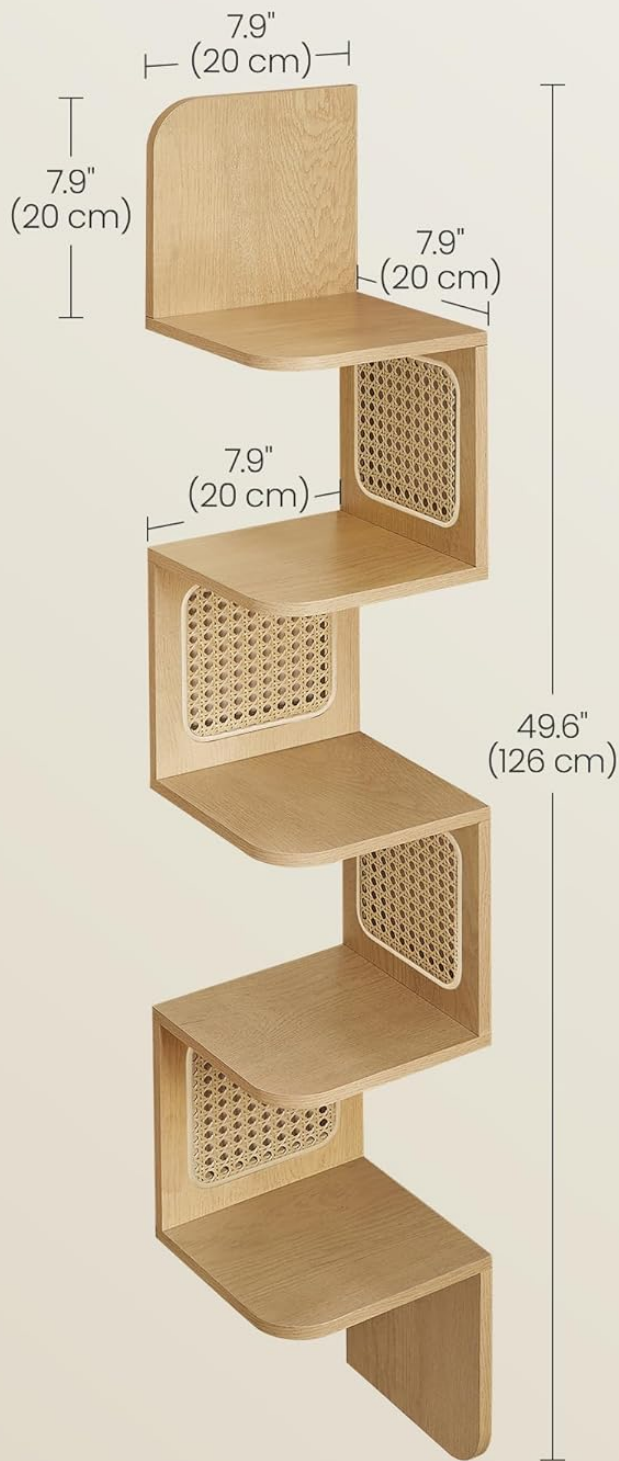
Before assembly, verify that all components listed below are present and undamaged. If any parts are missing or damaged, please contact customer support.

- 1 x Corner Shelf Unit (disassembled)
- 1 x Accessory Kit (includes screws, wall anchors, etc.)
- 1 x Instruction Manual

## SETUP AND ASSEMBLY

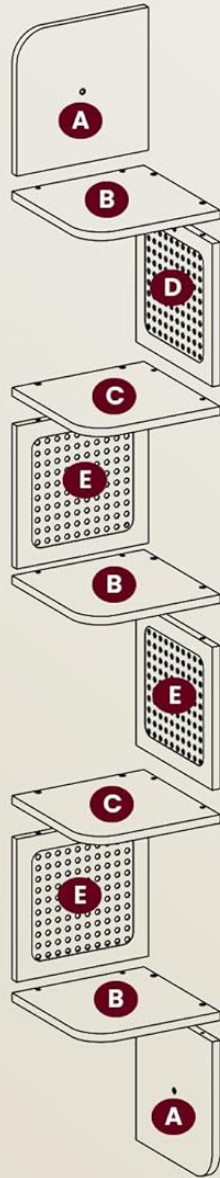
Follow these steps carefully to assemble and install your VASAGLE 5-Tier Corner Shelf. It is recommended to have two people for installation.

1. **Unpack and Identify Parts:** Carefully unpack all components and lay them out on a clean, soft surface to prevent scratches. Refer to the parts list in your accessory kit to identify each piece.
2. **Assemble Shelf Sections:** Begin by attaching the individual shelf panels to the side supports as indicated in the assembly diagram. Ensure all screws are tightened securely.
3. **Connect Sections:** Join the assembled shelf sections together to form the complete zigzag structure. Pay attention to the orientation of each piece.
4. **Prepare for Wall Mounting:** Choose a suitable corner on a sturdy wall. Mark the drilling points accurately using the shelf as a guide or a template if provided.
5. **Drill Holes:** Drill pilot holes at the marked locations. Use a drill bit appropriate for your wall type (e.g., masonry for concrete, smaller bit for wood studs). Insert wall anchors if necessary.
6. **Mount the Shelf:** Carefully align the shelf with the drilled holes and secure it to the wall using the provided screws. Ensure the shelf is level before fully tightening all screws.



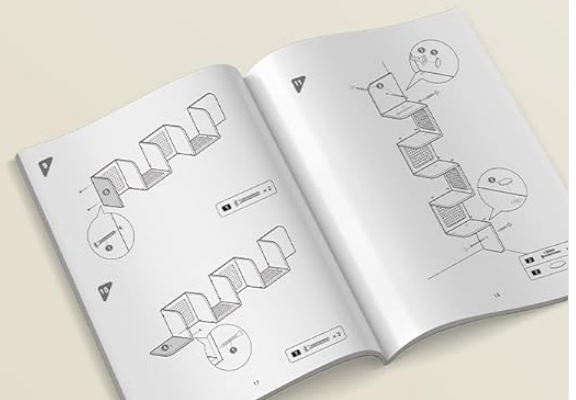
Overall Max.  
Static Load Capacity  
**55 lb**  
**(25 kg)**

**Figure 1:** Exploded view assembly diagram for the VASAGLE 5-Tier Corner Shelf. This diagram provides an exploded view of the shelf components, labeled A, B, C, D, E, showing how each part connects during assembly. It highlights the individual shelves, side panels with rattan, and mounting brackets, indicating the sequence of construction.



## Easy Assembly

With clear instructions and marked parts



**Figure 2:** Graphic illustrating easy assembly with clear instructions and marked parts. This graphic combines an exploded assembly diagram with a small image of an instruction manual, emphasizing the ease of assembly due to clearly marked parts and detailed instructions.

## OPERATING INSTRUCTIONS

The VASAGLE 5-Tier Corner Shelf is designed for displaying decorative items, books, and small personal belongings. Observe the following guidelines for optimal use:

- **Weight Distribution:** Distribute weight evenly across the shelves. Avoid placing heavy items on only one side

of a shelf.

- **Load Capacity:** Do not exceed the maximum weight capacity of 11 lb (5 kg) per individual shelf or 55 lb (25 kg) for the entire unit.
- **Placement:** Place items carefully to prevent them from falling or causing instability.





**Figure 3:** VASAGLE 5-Tier Corner Shelf with various decorative items. This image displays the fully assembled VASAGLE 5-Tier Corner Shelf in Oak Beige, showcasing its zigzag design and PVC rattan accents. It is adorned with a plant, vases, a framed picture, a radio, and books, demonstrating its capacity for decorative and functional storage.



**Figure 4:** Illustration of weight capacity per shelf. An image showing a single shelf segment with a weight icon indicating an 11 lb (5 kg) capacity, demonstrating the load limit for individual tiers.

## MAINTENANCE

To ensure the longevity and appearance of your VASAGLE Corner Shelf, follow these simple maintenance guidelines:

- **Cleaning:** Wipe the surface with a dry, soft cloth. Avoid using harsh chemicals, abrasive cleaners, or excessive moisture, as these can damage the finish.
- **Dusting:** Regularly dust the shelves and rattan panels to prevent buildup.
- **Inspection:** Periodically check all screws and wall mounts to ensure they remain tight and secure. Retighten if necessary.
- **Avoid Direct Sunlight:** Prolonged exposure to direct sunlight may cause fading or discoloration of the finish.



**Figure 5:** Hand wiping the surface of the shelf with a cloth. This image shows a hand cleaning the shelf surface with a dry cloth, illustrating the recommended product care for easy upkeep.

## TROUBLESHOOTING

If you encounter any issues with your corner shelf, refer to the following common problems and solutions:

Problem	Possible Cause	Solution
Shelf feels unstable or wobbly	Loose mounting screws; uneven wall surface; overloaded shelf.	Ensure all wall mounting screws are securely tightened. Check if the wall surface is flat. Redistribute or remove some items to reduce load.
Shelf is not level	Improper installation; uneven drilling.	Remove items from the shelf. Loosen mounting screws slightly, adjust the shelf until level, then retighten. Ensure drilling points were marked accurately.
Missing parts during assembly	Packaging error.	Double-check all packaging materials. If parts are genuinely missing, contact VASAGLE customer support with your purchase details.
Damage to shelf surface	Impact; harsh cleaning agents.	For minor scratches, touch-up pens may be used (not included). Avoid using abrasive cleaners.

## SPECIFICATIONS

Feature	Detail
Brand	VASAGLE
Model Number	ULLS582Y57
Product Dimensions	7.9"D x 7.9"W x 49.6"H (20 cm D x 20 cm W x 126 cm H)
Number of Shelves	5
Overall Weight Limit	55 Pounds (25 kg)

Feature	Detail
Individual Shelf Weight Limit	11 Pounds (5 kg)
Material	Quality Particleboard, PVC Rattan
Color	Oak Beige
Installation Type	Wall Mount
Assembly Required	Yes
Product Care	Wipe with Dry Cloth
Item Weight	7.1 Pounds
UPC	194343256597

## WARRANTY AND SUPPORT

For any questions, concerns, or assistance with your VASAGLE ULLS582Y57 5-Tier Wall Mounted Corner Shelf, please contact VASAGLE customer support. Refer to your purchase documentation for specific warranty details and contact information.

You can typically find support information on the official VASAGLE website or through the retailer where the product was purchased.