

Manuals+

[Q & A](#) | [Deep Search](#) | [Upload](#)

[manuals.plus](#) /

› [Yaheetech](#) /

› [Yaheetech Dog Playpen Instruction Manual](#)

Yaheetech B0CFQDM3SS

Yaheetech Dog Playpen Instruction Manual

Brand: Yaheetech
Model: B0CFQDM3SS

1. PRODUCT OVERVIEW

The Yaheetech 24-Panel Dog Playpen is a versatile and heavy-duty enclosure designed for various pets including dogs, puppies, rabbits, and other small animals. Standing at 47 inches tall, this playpen provides a secure and spacious area for your pets to play and exercise. Its modular design allows for flexible configuration into different shapes such as octagons, squares, or rectangles, making it suitable for both indoor and outdoor use, including RV camping, garden, or yard activities.




Image 1.1: The Yaheetech 24-Panel Dog Playpen configured as a large octagonal enclosure, demonstrating its spaciousness and suitability for multiple pets.

2. SAFETY INFORMATION

To ensure the safety of your pets and the longevity of the playpen, please adhere to the following guidelines:

- Ensure all panels are securely connected using the provided anchor stakes.
- The appropriate bar spacing is designed to keep pets safely contained. Do not attempt to modify the spacing.
- The playpen features rounded edges to prevent injury to pets and damage to flooring.
- When used outdoors, fully insert anchor stakes into the ground to prevent tipping or displacement.
- Always supervise your pets while they are inside the playpen.
- Regularly inspect the playpen for any signs of wear, damage, or loose components. Discontinue use if damage is found.
- Ensure the door latches are fully engaged when closed to prevent accidental opening.

3. PACKAGE CONTENTS

Verify that all components are present before beginning assembly. This product is sold as a set of 24 panels, typically divided into three 8-panel sets.

Component	Quantity (per 8-panel set)	Total Quantity (for 24 panels)
Standard Panels	7	21
Panel with Door	1	3
Anchor Stakes	8	24

Table 3.1: List of components included in the Yaheetech 24-Panel Dog Playpen package.

4. SETUP AND ASSEMBLY

The Yaheetech Dog Playpen is designed for easy assembly without the need for additional tools. Follow these steps for quick setup:




1. **Align Panels:** Place two panels next to each other, ensuring the holes on their vertical edges align.
2. **Insert Anchor Stakes:** Slide an anchor stake through the aligned holes of the two panels. Push the stake down firmly until it is fully inserted, connecting the panels securely.
3. **Repeat:** Continue connecting panels in this manner until your desired shape and size are achieved.
4. **Door Panel:** Integrate the panel(s) with the door into your configuration as needed. Ensure the door latches operate smoothly. The upgraded locks feature a bar between the two separate latches for convenient operation.
5. **Floor Protection (Indoor Use):** For indoor use, it is recommended to place the playpen on a dog pad or carpet to prevent the anchor stakes from scratching the floor or making noise. The playpen also includes floor protection pads that can be attached to the bottom of the panels to prevent slipping and protect surfaces.



EASY TO INSTALL

Step 1:

Set up two fences to align the holes



Step 2:

Use connecting rods to link two pieces of fence



UPGRADED LOCKS

Add a bar between the two separate locks, making it more convenient to use



Image 4.1: Visual guide for connecting panels and details of the upgraded door lock system.



Floor Protection Pad

Prevent slipping and effectively protect the floor from scratches.



Image 4.2: Illustration of the floor protection pad, designed to prevent slipping and protect flooring.

5. OPERATING INSTRUCTIONS

5.1 Configuration and Usage

The modular design of the Yaheetech Dog Playpen allows for various configurations to suit your space and pet's needs. Panels can be added or removed to create different shapes and sizes.

- **Flexible Shapes:** Easily configure the playpen into an octagon, square, rectangle, or other custom shapes by adjusting the number of panels and their arrangement.
- **Expandability:** For a larger enclosure, additional Yaheetech playpen sets can be purchased and connected to expand the overall area.
- **Indoor Use:** Create a safe and contained space for your pet indoors, preventing them from accessing restricted areas or providing a dedicated resting spot.

- **Outdoor Use:** Ideal for gardens, yards, or RV camping, the playpen provides a secure outdoor area for your pet while preventing them from wandering off. The anchor stakes help secure the playpen to soft ground.



Flexible Design

Allows for shape variations to fit your space.



Image 5.1: Examples of various playpen configurations, highlighting the flexible design.

Safe Haven

Build a safe and relaxing area for your pet.



Various sizes cater to various rest scenarios for dogs.

Image 5.2: The playpen used indoors, providing a safe and relaxing area for a pet.



Image 5.3: The playpen in an outdoor camping setting, demonstrating its portability for travel and outdoor activities.

5.2 Pet Size Guide

The 47-inch tall playpen is suitable for a range of dog breeds. Consider your pet's height and jumping ability when choosing the appropriate playpen size.

Why you need a playpen? 🐾

RV camping

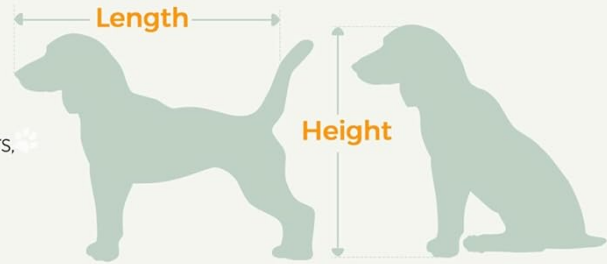
The foldable and portable design allows for hassle-free transfer from residence to vehicle.

Great for garden

Playpen could be set up as a barrier for your garden, yard, and landscape patio to keep animals away from your flowers, plants and vegetables.

Indoor activities

Our interactive and extendable pet playpen provides an enclosed area for your pet to exercise and play.



Dog Playpen	Size	Dog Breed
	24" Height	Mini Dachshunds Chihuahua Yorkie Bulldog
	32" Height	Golden Retriever Pug Doberman Rottweiler
	40" Height	Labrador German shepherd Golden Retriever Great Danes
	47" Height	Labrador German shepherd Golden Retriever

Image 5.4: Guide for selecting playpen height based on dog breed size.

6. MAINTENANCE AND CARE

Proper maintenance will extend the life of your Yaheetech Dog Playpen:

- **Cleaning:** Wipe down panels with a damp cloth and mild soap as needed. Rinse thoroughly and dry completely to prevent rust, especially after outdoor use or exposure to moisture.
- **Inspection:** Periodically check all connections, anchor stakes, and door latches for security and proper function. Ensure no parts are bent, broken, or corroded.
- **Storage:** When not in use, disassemble the playpen and store it in a dry, protected area to prevent weather damage and prolong its lifespan.

7. TROUBLESHOOTING

If you encounter any issues with your playpen, consider the following common solutions:

- **Panels Not Connecting Securely:** Ensure the holes on adjacent panels are perfectly aligned before inserting the anchor stakes. Apply firm, even pressure when pushing stakes down. If stakes appear bent, gently straighten them or consider using alternative securing methods like heavy-duty zip ties for added stability, especially for stationary setups.
- **Door Latch Difficulty:** The door features two latches. Ensure both are fully disengaged before attempting to open the door. If a latch is stiff, apply a small amount of silicone lubricant. Avoid forcing the latches.
- **Playpen Instability (Outdoor):** Ensure anchor stakes are fully driven into the ground. For very soft or uneven ground, consider reinforcing the base with additional weights or securing the playpen to fixed objects if possible.
- **Playpen Instability (Indoor):** Verify that the playpen is placed on a flat, stable surface. Ensure floor protection pads are correctly installed.

8. SPECIFICATIONS

Attribute	Detail
Color	Black
Material	Electrophoresis Steel
Dimension for Each Panel	28" W × 47.5" H × 0.6" Thickness (71 cm W x 120.65 cm H x 1.5 cm Thickness)
Door Dimensions	39.6" H × 15.6" W (100.5 cm H x 39.6 cm W)
Anchor Stake Length	48" L × 0.2" Dia. (121.9 cm L x 0.5 cm Dia.)
Bar Spacing	1.6" (4.06 cm)
Square Tube	0.6" × 0.6" (1.5 cm x 1.5 cm)
Item Weight (Total)	32.8 lb (14.88 kg)
Rectangle Enclosure Dimensions (approx.)	86.2" L × 29" W × 47.2" H (218.9 cm L x 73.6 cm W x 119.9 cm H)
Rectangle Enclosure Area (approx.)	17.4 sq. ft. (1.62 sq. meters)
Square Enclosure Dimensions (approx.)	57.7" L × 57.7" W × 47.2" H (146.5 cm L x 146.5 cm W x 119.9 cm H)
Square Enclosure Area (approx.)	23.1 sq. ft. (2.15 sq. meters)
Assembly Required	Yes

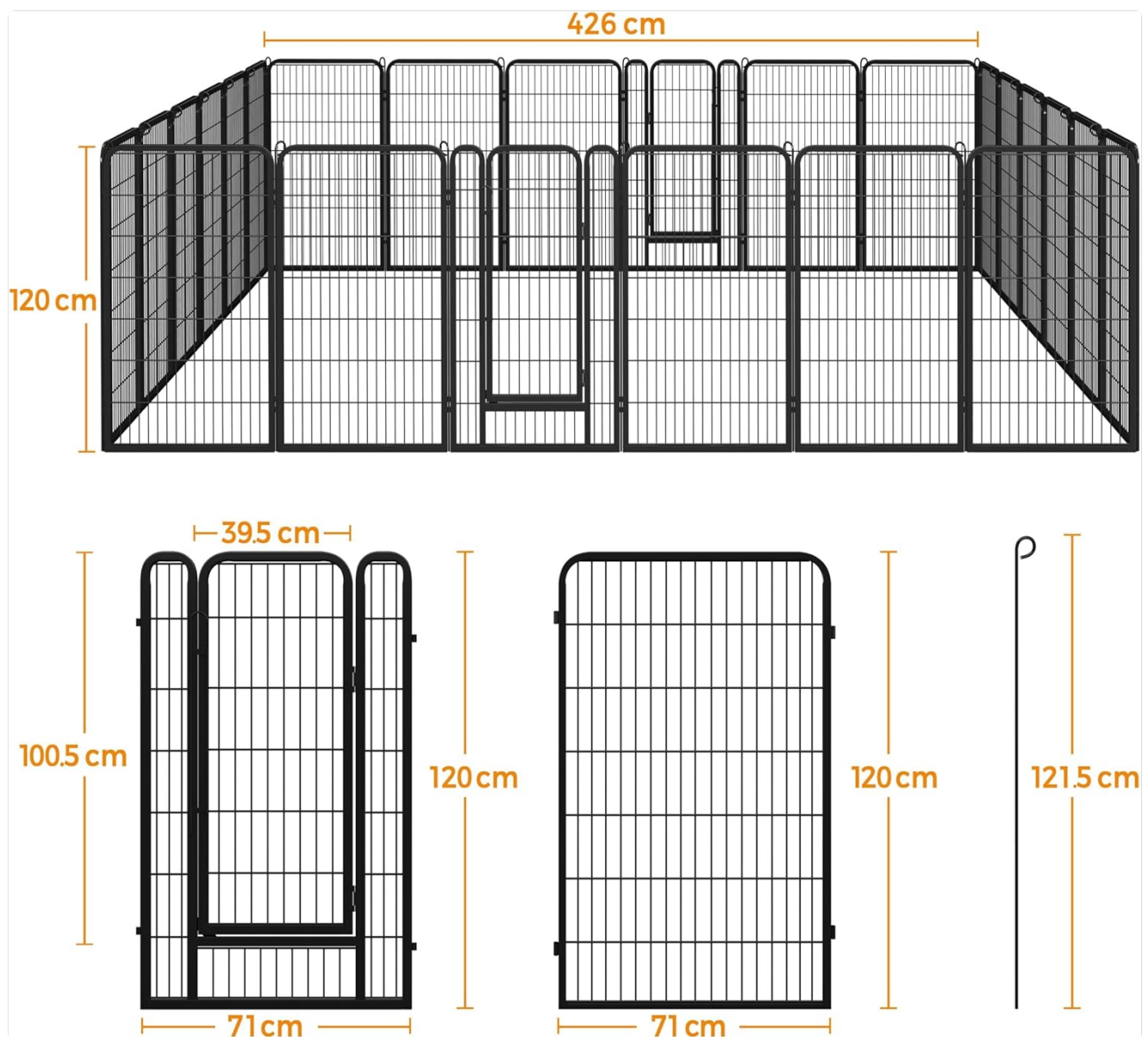

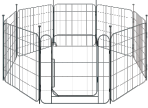



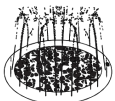


Image 8.1: Detailed dimensions of the playpen components and a typical rectangular setup.

9. WARRANTY AND SUPPORT

For warranty information, product support, or to inquire about replacement parts, please contact Yaheetech customer service directly. You can often find contact details on the manufacturer's official website or through the retailer where the product was purchased.

For more information about Yaheetech products, please visit the official [Yaheetech Store on Amazon](#).

<p>591290</p>  <p>1. Read and follow the instructions carefully to avoid injury to your pet and yourself. 2. The playpen is made of heavy-duty metal mesh and is designed to be used indoors. 3. The playpen is not intended for use as a cage or for long-term confinement. 4. The playpen is not intended for use with small animals or birds. 5. The playpen is not intended for use with aggressive or wild animals. 6. The playpen is not intended for use with animals that are prone to jumping or climbing.</p> <p>12</p>	<p>Yaheetech Pet Playpen 591290 - Assembly Instructions</p> <p>Detailed assembly instructions for the Yaheetech 591290 pet playpen. Includes multilingual guidance and safety information for setup.</p>
<p>Yaheetech</p> <p>593136</p>  <p>1. Read and follow the instructions carefully to avoid injury to your pet and yourself. 2. The playpen is made of heavy-duty metal mesh and is designed to be used indoors. 3. The playpen is not intended for use as a cage or for long-term confinement. 4. The playpen is not intended for use with small animals or birds. 5. The playpen is not intended for use with aggressive or wild animals. 6. The playpen is not intended for use with animals that are prone to jumping or climbing.</p> <p>12</p>	<p>Yaheetech 593136 Pet Playpen Assembly and Care Instructions</p> <p>Detailed assembly, care, and safety instructions for the Yaheetech 593136 pet playpen. Includes multilingual guidance and product information.</p>
<p>Yaheetech</p> <p>614097</p>  <p>1. Read and follow the instructions carefully to avoid injury to your pet and yourself. 2. The crate is made of heavy-duty metal mesh and is designed to be used indoors. 3. The crate is not intended for use as a cage or for long-term confinement. 4. The crate is not intended for use with small animals or birds. 5. The crate is not intended for use with aggressive or wild animals. 6. The crate is not intended for use with animals that are prone to jumping or climbing.</p> <p>12</p>	<p>Yaheetech 614097 Stackable Dog Crate with Divider - Installation Manual</p> <p>Detailed installation manual for the Yaheetech 614097 stackable dog crate. Provides step-by-step assembly instructions, parts list, and important safety information for setting up your heavy-duty pet cage.</p>
<p>Yaheetech</p>  <p>1. Read and follow the instructions carefully to avoid injury to your pet and yourself. 2. The cage is made of heavy-duty metal mesh and is designed to be used indoors. 3. The cage is not intended for use as a cage or for long-term confinement. 4. The cage is not intended for use with small animals or birds. 5. The cage is not intended for use with aggressive or wild animals. 6. The cage is not intended for use with animals that are prone to jumping or climbing.</p> <p>12</p>	<p>Yaheetech Pet Cage for Small Animal Assembly Instructions (Model 610784)</p> <p>Detailed assembly instructions for the Yaheetech Pet Cage for Small Animals (Model 610784), covering safety guidelines, parts identification, and step-by-step assembly procedures.</p>
<p>Yaheetech</p> <p>592716</p>  <p>1. Read and follow the instructions carefully to avoid injury to your pet and yourself. 2. The product is made of heavy-duty metal mesh and is designed to be used indoors. 3. The product is not intended for use as a cage or for long-term confinement. 4. The product is not intended for use with small animals or birds. 5. The product is not intended for use with aggressive or wild animals. 6. The product is not intended for use with animals that are prone to jumping or climbing.</p> <p>12</p>	<p>Yaheetech 592716 Assembly Instructions and Product Guide</p> <p>Detailed assembly instructions and care guide for the Yaheetech 592716 product. Learn how to assemble and maintain your Yaheetech furniture with clear steps and tips.</p>
<p>Yaheetech</p> <p>312872(M&L&XL)</p>  <p>1. Read and follow the instructions carefully to avoid injury to your pet and yourself. 2. The pool is made of heavy-duty metal mesh and is designed to be used indoors. 3. The pool is not intended for use as a cage or for long-term confinement. 4. The pool is not intended for use with small animals or birds. 5. The pool is not intended for use with aggressive or wild animals. 6. The pool is not intended for use with animals that are prone to jumping or climbing.</p> <p>12</p>	<p>Yaheetech 312872 Pet Pool: Installation and Safety Guide</p> <p>A comprehensive guide for the Yaheetech 312872 pet pool, including installation instructions, safety warnings, usage notices, dimensions, and contact information. Available in English, German, Spanish, French, and Italian.</p>