

## Fenge G04A2124D

# Fenge 2-Tier Monitor Stand (108cm Width), Model G04A2124D - User Manual

Brand: Fenge | Model: G04A2124D

## INTRODUCTION

Thank you for choosing the Fenge 2-Tier Monitor Stand, Model G04A2124D. This manual provides essential information for the proper assembly, usage, and care of your new monitor stand. Please read these instructions carefully before beginning assembly and retain this manual for future reference.

## PRODUCT FEATURES

- **Enhanced Storage and Organization:** This 2-tier monitor stand features a top surface divided into three sections, ideal for organizing small items like smartphones and tablets. The lower tier provides ample space to neatly store your keyboard, mouse, and other peripherals, maximizing your desk area.
- **Durable and Stable Construction:** Crafted from environmentally friendly MDF, the tabletop offers superior durability. The M-shaped aluminum legs provide robust support and a premium aesthetic. The stand has a maximum load capacity of 50kg, securely supporting up to two 27-inch monitors.
- **Ergonomic Design for Improved Posture:** Elevating your monitor by approximately 14cm helps align your eye level, promoting a natural and comfortable posture. This ergonomic design can reduce strain on your neck and back, contributing to a healthier and more productive workspace.
- **Optimized for Desk Space:** With a width of 108cm, this monitor stand is designed to fit seamlessly with desks measuring 120cm or 140cm, providing a more comfortable and efficient office environment compared to smaller stands.
- **Quality Materials:** The tabletop is made from FSC-certified wood, ensuring responsible sourcing.

## PACKAGE CONTENTS

Please verify that all components are present before beginning assembly.

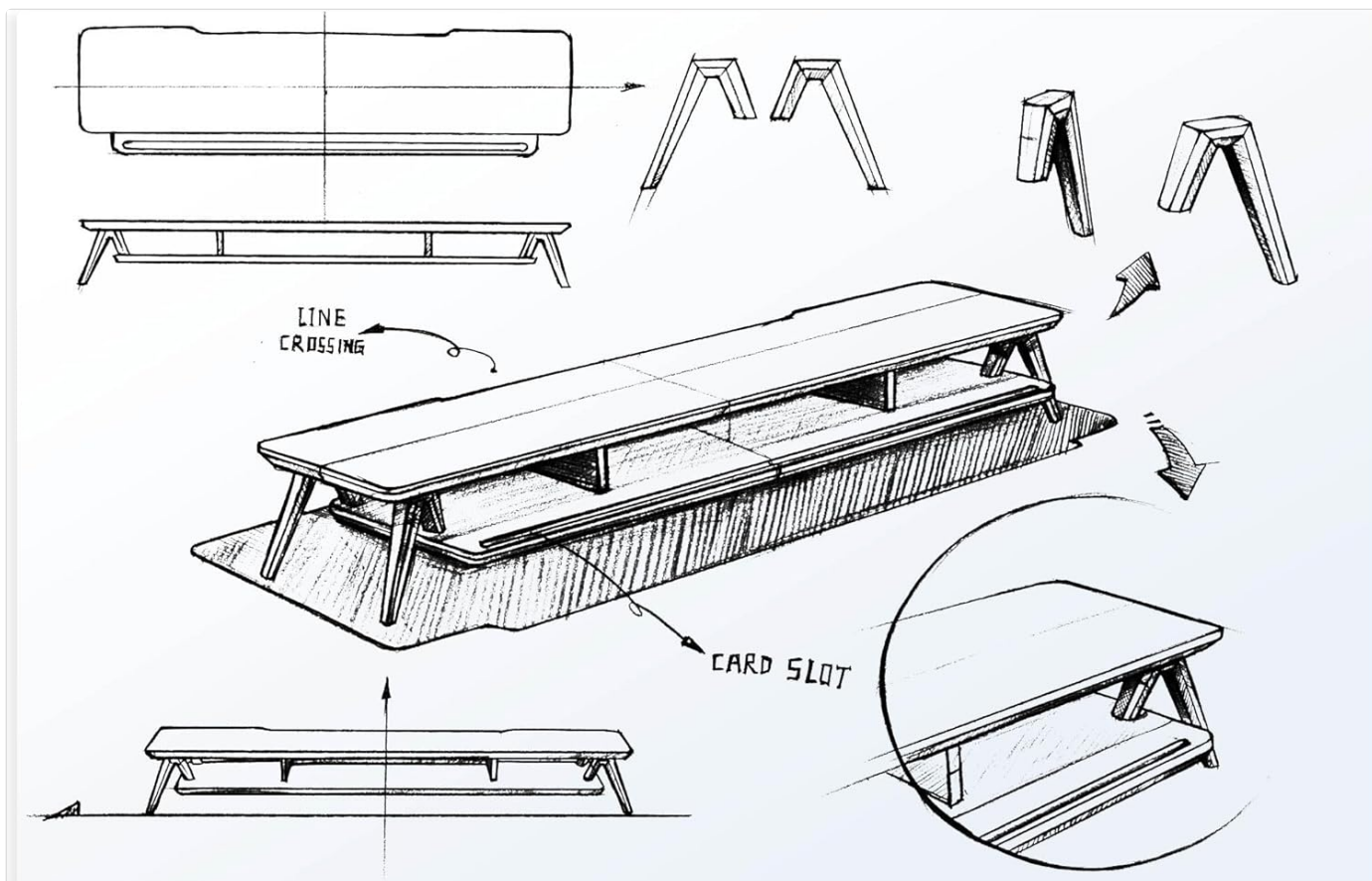
- Top Shelf (MDF)
- Bottom Shelf (MDF)
- Aluminum Legs (4 pieces)
- Connecting Brackets (2 pieces)
- Screws and Allen Wrench

## ASSEMBLY INSTRUCTIONS

Assembly is required for this product. Please follow these steps carefully.

### Step 1: Attach the Aluminum Legs to the Bottom Shelf


Place the bottom shelf on a soft, clean surface to prevent scratches. Attach the four aluminum legs to the designated points on the underside of the bottom shelf using the provided screws and Allen wrench. Ensure they are securely fastened.



"M"タイプの足



スマホ置き



コードスリット付き

Image: Illustration showing the attachment of the M-shaped aluminum legs to the bottom shelf.

### Step 2: Secure the Connecting Brackets

Insert the connecting brackets into the pre-drilled holes on the top surface of the bottom shelf. These brackets will support the top shelf.



Image: A close-up view of the connecting brackets being inserted into the bottom shelf, preparing for the top shelf attachment.

### Step 3: Place and Secure the Top Shelf

Carefully align the top shelf with the connecting brackets and press down gently until it sits firmly. Secure the top shelf to the brackets using the remaining screws.

## 高品質のモニター台

高品質のマットMDF素材(厚さ18mm)  
で作られて、耐荷重は**50KG**です

環境に優しいアルミニウム金属  
で作られたM型の脚で、高級感  
が溢れます。



Image: The fully assembled two-tier monitor stand, ready for use.

## Assembly Demonstration Video

For a visual guide on the assembly process, please watch the video below. This video demonstrates the step-by-step installation of the Fenge monitor stand components.

Your browser does not support the video tag.

Video: A person assembling the Fenge monitor stand, showing how to attach the legs and shelves.

## OPERATING INSTRUCTIONS

---

Once assembled, the Fenge monitor stand is ready to enhance your workspace.

- **Monitor Placement:** Place your monitor(s) on the top shelf. The stand is designed to support up to two 27-inch monitors. Ensure the weight does not exceed the maximum load capacity of 50kg.
- **Keyboard and Mouse Storage:** Utilize the space beneath the top shelf to store your keyboard and mouse when not in use, keeping your desk tidy.
- **Accessory Organization:** The divided sections on the top shelf are perfect for holding small office supplies, smartphones, or tablets.
- **Cable Management:** The stand features a cable slot to help manage and route monitor and peripheral cables, contributing to a cleaner setup.



Image: The Fenge monitor stand supporting two monitors, with a keyboard and mouse stored underneath, and various accessories organized on the top shelf.

## MAINTENANCE

To ensure the longevity and appearance of your Fenge monitor stand, follow these simple maintenance guidelines:

- **Cleaning:** Wipe the surfaces with a soft, damp cloth. Avoid using harsh chemicals or abrasive cleaners, as these can damage the finish.
- **Dusting:** Regularly dust the stand to prevent buildup, especially in crevices.
- **Inspection:** Periodically check all screws and connections to ensure they remain tight. Retighten if necessary.
- **Avoid Excessive Moisture:** Do not expose the stand to excessive moisture or direct sunlight for prolonged periods, as this may cause warping or discoloration.

## TROUBLESHOOTING

If you encounter any issues with your Fenge monitor stand, please refer to the following common solutions:


- **Instability:** If the stand feels wobbly, ensure all screws are securely tightened. Check that the stand is placed on a flat, even surface.
- **Missing Parts:** If any parts are missing from the package, please contact Fenge customer support immediately for assistance.
- **Damage During Shipping:** If the product arrived damaged, please document the damage with photographs and contact the retailer or Fenge customer support.

## SPECIFICATIONS

Feature	Detail
Brand	Fenge
Model Number	G04A2124D
Dimensions (L x W x H)	108 x 28 x 14.5 cm (42.5 x 11.0 x 5.7 inches)
Product Weight	Approx. 7.2 kg (15.8 lbs)
Maximum Load Capacity	50 kg (110 lbs)
Material (Top Shelf)	MDF (18mm thick), FSC-certified wood
Material (Legs)	Aluminum
Assembly Required	Yes
Color	Brown & Black



前



後



Image: Technical drawing illustrating the dimensions and 50kg load capacity of the monitor stand.

## WARRANTY AND SUPPORT

The Fenge 2-Tier Monitor Stand comes with a **12-month quality guarantee**. During this period, if any defects or malfunctions occur under normal use as described in this manual, the product will be exchanged at the discretion of Fenge.

For customer support, warranty claims, or inquiries, please contact your retailer or visit the official Fenge website. Please have your purchase receipt and product model number (G04A2124D) ready when contacting support.