

Amazon Kindle Paperwhite (12th Generation) - 2024 release

Amazon Kindle Paperwhite User Manual

Model: Kindle Paperwhite (12th Generation) - 2024 Release

INTRODUCTION

The Amazon Kindle Paperwhite (12th Generation) is an advanced e-reader designed for an immersive reading experience. It features a 7-inch glare-free display, adjustable warm light, and extended battery life, making it suitable for reading in various environments. This manual provides essential information for setting up, operating, maintaining, and troubleshooting your device.

kindle paperwhite

Our fastest Kindle ever



Image: The Kindle Paperwhite device, showcasing its display and compact design.

SETUP

1. Unboxing and Initial Charge

Upon unboxing your Kindle Paperwhite, ensure all included items are present: the Kindle Paperwhite device, a USB-C charging cable, and the Quick Start Guide. Before first use, fully charge your device. Connect the USB-C cable to the Kindle's charging port and the other end to a compatible USB power adapter (9W recommended, sold separately) or a computer's USB port. A full charge takes approximately 2.5 hours with a 9W adapter.

2. Powering On/Off

To power on your Kindle, press and hold the power button located on the bottom edge of the device for a few seconds until the screen illuminates. To turn off the screen (sleep mode), briefly press the power button. To fully power off the device, press and hold the power button for approximately 7 seconds until a power dialog appears, then select 'Power

Off'.

3. Connecting to Wi-Fi

After powering on, follow the on-screen prompts to connect to a Wi-Fi network. Your Kindle supports 2.4 GHz and 5.0 GHz networks with WEP, WPA, WPA2, WPA3, and OWE security. Select your network from the list and enter the password if required. A stable Wi-Fi connection is necessary for downloading content and receiving software updates.

4. Registering Your Device

Once connected to Wi-Fi, you will be prompted to register your Kindle to an Amazon account. You can either sign in with an existing Amazon account or create a new one. Registration links your device to your Kindle library and enables access to the Kindle Store.

OPERATING YOUR KINDLE PAPERWHITE

1. Basic Navigation

- **Page Turns:** Tap the right side of the screen to go to the next page, or the left side to go to the previous page. You can also swipe left or right.
- **Home Screen:** Tap the top of the screen to bring up the toolbar, then tap the 'Home' icon to return to your library.
- **Search:** Use the search bar on the home screen to find books, authors, or content within your device or the Kindle Store.



Image: A user interacting with the Kindle Paperwhite, demonstrating its ergonomic design for reading.

2. Reading Experience Customization

- **Font Settings:** While reading, tap the top of the screen, then select the 'Aa' icon to adjust font size, font face, line spacing, and margins.
- **Adjustable Warm Light:** The Kindle Paperwhite features an adjustable warm light. Tap the top of the screen, then use the brightness and warmth sliders to customize the display's illumination from white to amber. This feature is beneficial for comfortable reading in various lighting conditions, including low light.
- **Dark Mode:** For reading in very dark environments, Dark Mode inverts the screen colors (white text on a black background). Access this setting from the quick actions menu by tapping the top of the screen.

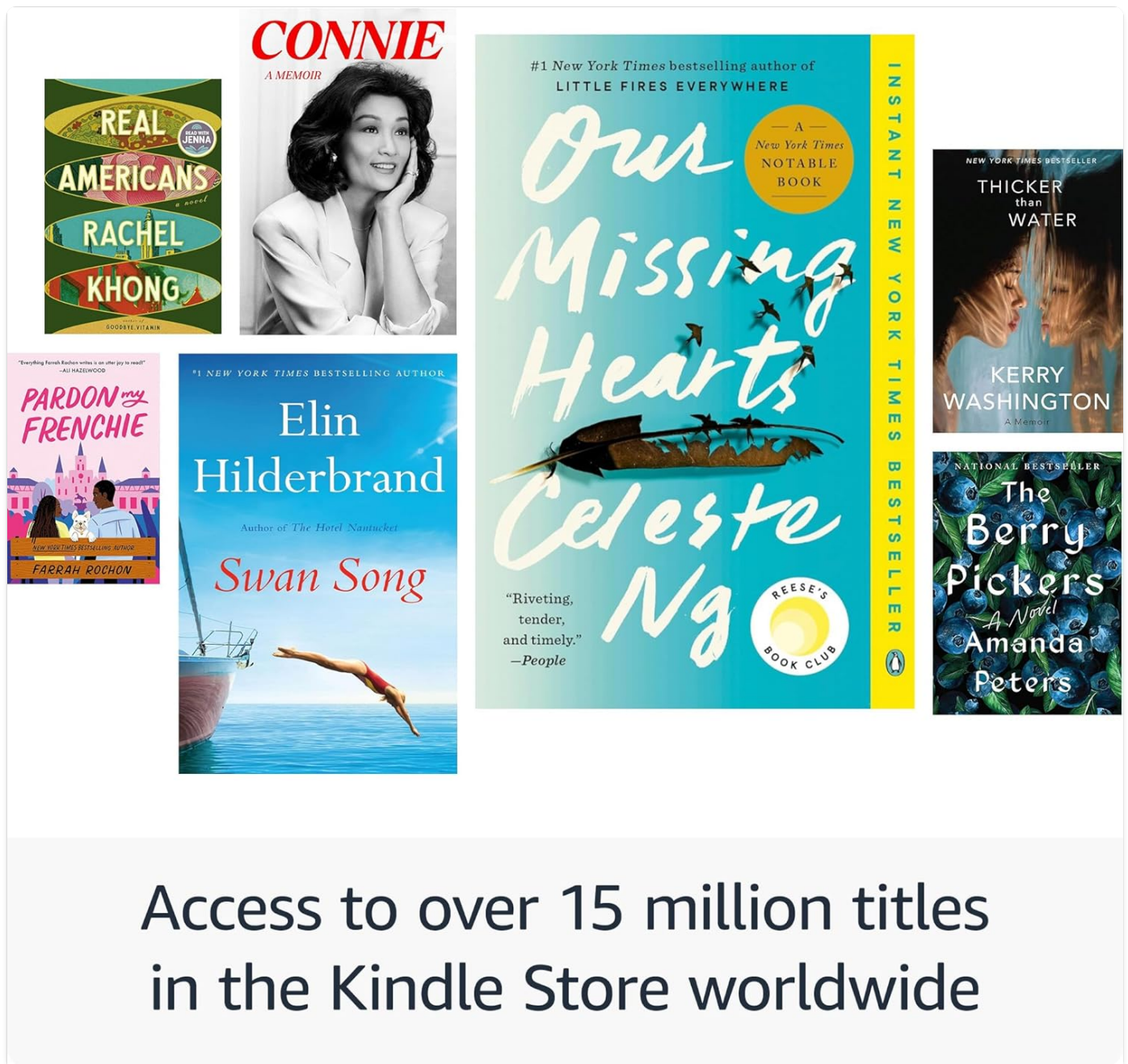


Read day or night with an adjustable warm light

Image: The Kindle Paperwhite display demonstrating the adjustable warm light feature for comfortable reading day or night.

3. Content Management

- **Kindle Store:** Access millions of titles directly from your device via the Kindle Store. Browse by genre, author, or bestseller lists.
- **Kindle Unlimited:** If subscribed, Kindle Unlimited provides access to a vast catalog of e-books, audiobooks, and magazines.
- **Personal Documents:** You can send personal documents (PDF, DOCX, HTML, EPUB, etc.) to your Kindle via email or the Send to Kindle application. These documents will appear in your library.
- **Audible Audiobooks:** The Kindle Paperwhite supports Audible audiobooks. Connect Bluetooth headphones or speakers to listen.



Access to over 15 million titles
in the Kindle Store worldwide

Image: A visual representation of the extensive library of books accessible through the Kindle Store.

4. Accessibility Features

The Kindle Paperwhite includes several accessibility features:

- **VoiceView Screen Reader:** Available over Bluetooth audio, VoiceView provides spoken feedback to help navigate the device and read books using text-to-speech (English only). To enable, connect Bluetooth headphones/speaker, then go to Settings > Accessibility > VoiceView Screen Reader.
- **Font Adjustments:** Customize font size, font face, line spacing, and margins for improved readability.

MAINTENANCE

1. Charging and Battery Life

To maintain optimal battery performance, charge your Kindle Paperwhite regularly. A single charge can last up to twelve weeks, based on 30 minutes of reading per day with wireless off and the light setting at 13. Battery life will vary with usage, especially with Wi-Fi on or Audible audiobook streaming.



A single charge
lasts up to 12 weeks

Image: The Kindle Paperwhite in use, highlighting its extended battery life for prolonged reading sessions.

2. Cleaning Your Device

Gently wipe the screen and body of your Kindle with a soft, lint-free cloth. Avoid using abrasive cleaners, solvents, or aerosol sprays directly on the device.

3. Waterproofing (IPX8)

The Kindle Paperwhite is waterproof with an IPX8 rating, meaning it is tested to withstand immersion in 2 meters of fresh water for 60 minutes. While designed for durability, avoid prolonged submersion in water, especially saltwater or other liquids. If the device gets wet, dry it thoroughly before charging.



Enjoy the glare-free display without notifications

Image: The Kindle Paperwhite's glare-free display, suitable for reading in various environments without distractions.

4. Software Security Updates

Your Kindle Paperwhite receives guaranteed software security updates for at least four years from its last availability as a new unit. These updates are typically delivered automatically when connected to Wi-Fi. Ensure your device is connected to a network periodically to receive these updates, which improve performance and security.

TROUBLESHOOTING

- **Device Not Responding:** If your Kindle is unresponsive, press and hold the power button for 40 seconds until the device restarts.
- **Cannot Connect to Wi-Fi:** Ensure your Wi-Fi password is correct. Try restarting your Wi-Fi router and then your Kindle. If issues persist, try connecting to a different network to rule out network-specific problems.
- **Battery Draining Quickly:** Reduce screen brightness, turn off Wi-Fi when not needed, and ensure no large

downloads are pending. If the issue persists, a full restart may help.

- **Books Not Appearing:** Ensure your device is connected to Wi-Fi and registered to the correct Amazon account. Sync your Kindle from the quick actions menu (three dots icon) to refresh your library.

SPECIFICATIONS

Display	Amazon's 7" Paperwhite display technology with built-in light, 300 ppi, optimized font technology, 16-level gray scale.
Size	5" x 7" x 0.3" (127.6 x 176.7 x 7.8 mm)
Weight	7.4 oz (211g). Actual size and weight may vary by configuration and manufacturing process.
System Requirements	None; fully wireless and doesn't require a computer to download content.
On-Device Storage	16 GB; holds thousands of books.
Cloud Storage	Free cloud storage for all Amazon content.
Battery Life	A single charge lasts up to twelve (12) weeks, based on a half hour of reading per day with wireless off and the light setting at 13. Battery life may vary depending on use. Audible audiobook streaming over Bluetooth will reduce battery life.
Charge Time	Fully charges in less than 2.5 hours with a 9W USB power adapter.
Wi-Fi Connectivity	Supports 2.4 GHz and 5.0 GHz networks with support for WEP, WPA, WPA2, WPA3, and OWE security using password authentication or Wi-Fi Protected Setup (WPS). Does not support connecting to ad-hoc (or peer-to-peer) wifi networks.
Accessibility Features	VoiceView screen reader, available over Bluetooth audio, provides spoken feedback allowing you to navigate your device and read books with text-to-speech (available in English only). Kindle Paperwhite also includes Dark Mode and the ability to adjust font size, font face, line spacing and margins.
Content Formats Supported	Kindle Format 8 (AZW3), Kindle (AZW), TXT, PDF, unprotected MOBI, PRC natively; PDF, DOCX, DOC, HTML, EPUB, TXT, RTF, JPEG, GIF, PNG, BMP through conversion; Audible audio format (AAX).
Included in the Box	Kindle Paperwhite, USB-C charging cable and Quick Start Guide.
Waterproofing	Waterproof (IPX8), tested to withstand immersion in 2 meters of fresh water for 60 minutes.
Available Colors	Black, Raspberry, and Jade
Generation	Kindle Paperwhite (12th Generation) - 2024 release.

WARRANTY AND SUPPORT





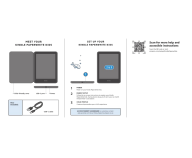
Your Kindle Paperwhite comes with a 1-year limited warranty and service. Optional extended warranties (1-year, 2-year, or 3-year) may be available for purchase separately for U.S. customers. Use of the Kindle is subject to the terms found on

the Amazon website.

For additional support, detailed documentation, and frequently asked questions, please visit the official Amazon Kindle support pages or refer to the Kindle User Guide available on your device or online.

You can also manage your content and devices by visiting[Manage Your Content and Devices](#).

Related Documents - Kindle Paperwhite (12th Generation) - 2024 release

	<p>Amazon Fire Tablet and Kindle E-Reader Quick Setup Guide</p> <p>A quick setup guide for Amazon Fire tablets and Kindle e-readers, covering battery charging, Wi-Fi connection, account registration, payment settings, content download, and sharing features like Family Library.</p>
	<p>Amazon Fire Tablet and Kindle E-Reader Quick Setup Guide</p> <p>A quick setup guide for Amazon Fire tablets and Kindle e-readers, covering initial charging, Wi-Fi connection, account registration, payment settings, content download, and family sharing features.</p>
	<p>Kindle Paperwhite 3rd Generation Screen/Display Touch Panel Replacement Guide</p> <p>Detailed step-by-step repair guide from iFixit for replacing the screen and touch panel on a 3rd Generation Amazon Kindle Paperwhite. Includes required tools, parts, and instructions for disassembly and reassembly.</p>
	<p>Amazon Kindle Oasis Quick Start Guide and Information</p> <p>Concise guide for the Amazon Kindle Oasis e-reader, covering device overview, multilingual support information, and links to further resources. Optimized for accessibility and SEO.</p>
	<p>Kindle Paperwhite Kids: Setup and Features Guide</p> <p>A concise guide to setting up your Amazon Kindle Paperwhite Kids e-reader, covering powering on, parent setup, child profiles, and accessing the Parent Dashboard for controls. Includes details on included accessories.</p>

User Manual

Read this manual carefully before using the cable to ensure proper use and safety. Please read the manual carefully and keep it for future reference. The manual contains important information about the cable's use, safety, and warranty.

Compatibility
The cable is compatible with USB 2.0 devices. It is not compatible with USB 3.0 or higher devices. Please refer to the device's specifications for more information.

Safe Handling
Do not pull on the cable by the connector. Hold the cable by the middle section. Avoid bending the cable sharply. Do not use the cable in wet or dusty environments.

Notes
The cable is not intended for use in medical or safety-critical applications. The cable is not certified for use in aircraft. Please use the cable responsibly and in accordance with local regulations.

Care and Maintenance
Clean the cable with a soft, dry cloth. Do not use harsh chemicals or solvents. Store the cable in a cool, dry place. Avoid exposing the cable to extreme temperatures or moisture.

[User Manual: 6ft White PVC USB 2.0 Cables for Charging and Data Transfer](#)

Official user manual for 6ft white PVC USB 2.0 cables, detailing compatibility with USB-C and Micro-USB devices, charging, data transfer, and care instructions. Compatible with various Kindle models.