

Owala C06203

Owala Stainless Steel Triple Layer Insulated Travel Tumbler (Model C06203) User Manual

Model: C06203 | Brand: Owala

1. INTRODUCTION

This manual provides detailed instructions for the safe and effective use of your Owala Stainless Steel Triple Layer Insulated Travel Tumbler. Please read this manual thoroughly before first use and retain it for future reference.





Figure 1: Owala Stainless Steel Triple Layer Insulated Travel Tumbler

2. PRODUCT FEATURES

The Owala Travel Tumbler is designed with several features to enhance your hydration experience:

- **40oz Stainless Steel Construction:** Durable and resistant to corrosion.
- **Triple-Layer Insulation:** Designed to keep beverages cold for extended periods.
- **2-in-1 Splash-Resistant Lid:** Features a removable straw for sipping and an opening for direct drinking (swig mode).
- **Integrated Carry Handle:** Provides convenient portability.
- **Cup-Holder Friendly Design:** Tapered base fits most standard car cup holders.
- **Wide Opening:** Facilitates easy cleaning and ice addition.
- **BPA, Lead, and Phthalate-Free Materials:** Ensures safe drinking.



Figure 2: Insulation and Cup-Holder Compatibility



Figure 3: Spill-Resistant Lid and Carry Handle

3. SETUP

1. **Unpack:** Carefully remove all packaging materials from the tumbler and its components.
2. **Initial Cleaning:** Before first use, wash the lid in a dishwasher (top rack recommended) and hand-wash the cup with warm, soapy water. Rinse thoroughly.
3. **Assemble:** Ensure the straw is securely inserted into the lid's designated opening. The lid can then be twisted onto the cup until snug.

4. OPERATING INSTRUCTIONS

4.1 Filling the Tumbler

- Unscrew the lid from the tumbler.
- Fill the tumbler with your desired cold beverage and/or ice. Do not overfill; leave space for the lid.
- Securely twist the lid back onto the tumbler until it is tight to prevent leaks.

4.2 Using the 2-in-1 Lid

The Owala tumbler features a versatile lid allowing for two drinking methods:

1. **Straw Mode:** For sipping, ensure the straw is inserted into the lid. Drink directly from the straw.



Figure 4: Straw Mode

2. **Sip Mode (Swig):** To drink directly from the lid opening, remove the straw. The lid features a small opening for direct drinking.



Figure 5: Sip Mode

4.3 Using the Carry Handle

The integrated handle allows for easy transport of your tumbler. Ensure the lid is securely fastened before carrying.

5. MAINTENANCE AND CLEANING

Proper cleaning and maintenance will ensure the longevity and hygiene of your Owala Tumbler.

- **Lid:** The lid is dishwasher-safe (top rack recommended). For thorough cleaning, disassemble the straw and any removable parts.
- **Cup:** The stainless steel cup should be hand-washed with warm, soapy water. Use a bottle brush for the interior if necessary. Rinse thoroughly.
- **Drying:** Allow all components to air dry completely before reassembling or storing to prevent odor and mildew.
- **Do Not Use:** Avoid using abrasive cleaners, bleach, or chlorine-based products, as these can damage the finish and materials.
- **Storage:** Store the tumbler with the lid slightly ajar to allow for air circulation.

6. TROUBLESHOOTING

Problem	Possible Cause	Solution
Liquid leaks from lid.	Lid not securely tightened. Straw not fully inserted. Lid components not properly aligned.	Ensure the lid is twisted on tightly. Verify the straw is fully seated. Check that all lid components are correctly assembled. Note: While designed to be spill-resistant, the tumbler may leak a few drops if inverted or subjected to significant pressure, especially around the straw opening.
Beverage does not stay cold.	Lid not sealed properly. Insulating vacuum compromised (rare).	Ensure the lid is tightly closed. If the issue persists after verifying the lid seal, contact customer support.
Difficulty cleaning interior.	Residue buildup.	Utilize a bottle brush for thorough cleaning. The wide opening is designed to assist with this.

7. SPECIFICATIONS

Feature	Detail
Brand	Owala
Model Number	C06203
Capacity	40 Ounces
Material	Stainless Steel (BPA Free, Lead Free, Phthalate Free)




Feature	Detail
Insulation	Triple Layer, Vacuum Insulated
Lid Type	2-in-1 Splash-Resistant Lid with Removable Straw
Dimensions (W x H)	4.37"W x 12.87"H
Item Weight	1.61 pounds (730 Grams)
Care Instructions	Lid: Dishwasher Safe (Top Rack). Cup: Hand-washable.
UPC	847280084814

8. WARRANTY AND SUPPORT

For warranty information, product support, or to inquire about replacement parts, please visit the official Owala website or contact their customer service department directly.

You can find more information and contact details on the [Owala Store on Amazon](#).

Related Documents - C06203

	<p>Owala 40oz Tumbler: Usage and Care Instructions</p> <p>Comprehensive guide to using and caring for your Owala 40oz Tumbler, including cleaning instructions and important safety warnings for hot and cold beverages.</p>
	<p>Owala FreeSip Stainless Steel and Tritan Water Bottle Usage and Care Instructions</p> <p>Comprehensive guide for using and caring for Owala FreeSip Stainless Steel and Tritan water bottles, including washing instructions, material care, and safety warnings for optimal performance and longevity.</p>
	<p>Owala Flip Stainless Steel Water Bottle: Usage Instructions and Safety Warnings</p> <p>Detailed usage instructions and important safety warnings for the Owala Flip Stainless Steel water bottle, covering cleaning, operation, and potential hazards.</p>

