Saved from manuals.plus.
Open the live page for links to other documents and user manuals.

FORTINET FG-90G

FortiGate-90G Network Security Appliance User Manual

Model: FG-90G | Brand: FORTINET

1. Product Overview

The FortiGate-90G is a compact and powerful network security appliance designed to provide comprehensive threat protection for various enterprise environments. It integrates advanced security features with high-performance networking capabilities, accelerated by the SP5 ASIC.

- **Comprehensive Hardware and Service Package:** Includes the FortiGate-90G appliance combined with 1 year of FortiCare Premium and FortiGuard Unified Threat Protection (UTP).
- **Unified Threat Protection (UTP) Bundle:** Offers robust web security services that protect against web-borne threats, including sophisticated DNS-based threats.
- **Advanced Filtering and Security Features:** Features ATP, DNS filtering, URL filtering, video filtering, and anti-botnet and C2 communications services, securing your organization against a range of advanced threats.
- **Extended Web Security:** Effectively blocks malicious URLs and filters content to maintain high security standards and regulatory compliance.
- **Ideal for Various Enterprise Environments:** Suitable for businesses seeking to enhance their defense against increasingly complex security threats.



Figure 1.1: Front view of the FortiGate-90G Network Security Appliance, showing the console port, USB port, SFP/SFP+ ports, WAN ports, and multiple RJ45 Ethernet ports.



Figure 1.2: Angled view of the FortiGate-90G appliance, highlighting its compact design and port layout.

Product Announcement Video

Your browser does not support the video tag.

Video 1.1: Official announcement video for the FortiGate 90G, highlighting its key features and performance benefits, including acceleration by SP5 ASIC, improved firewall and IPsec VPN throughput, built-in SD-WAN and ZTNA, and 10GE ports.

2. Setup and Installation

This section provides general guidelines for setting up your FortiGate-90G appliance. For detailed instructions, refer to the official Fortinet documentation.

2.1 Package Contents

Verify that all components are present in the package:

- FortiGate-90G Network Security Appliance
- Power Adapter(s)
- Ethernet Cable
- Quick Start Guide

2.2 Physical Installation

The FortiGate-90G is designed for desktop deployment or wall-mounting. Ensure proper ventilation and a stable surface.



Figure 2.1: Dimensions of the FortiGate-90G: Height x Width x Length: 1.65 x 8.5 x 7 inches. Weight: 2.47 pounds. This compact size allows for flexible placement.

Connect the power adapter(s) to the DC+12V inputs on the rear of the device. Ensure the ground screw is properly connected for optimal safety and performance.



Figure 2.2: Rear view of the FortiGate-90G, showing the dual DC+12V power inputs and the grounding screw terminal.

2.3 Network Connections

The FortiGate-90G offers various interface types for network connectivity.



Figure 2.3: Close-up of the FortiGate-90G's front panel, detailing the console port, USB port, SFP/SFP+ ports, WAN ports, and numbered RJ45 Ethernet ports.

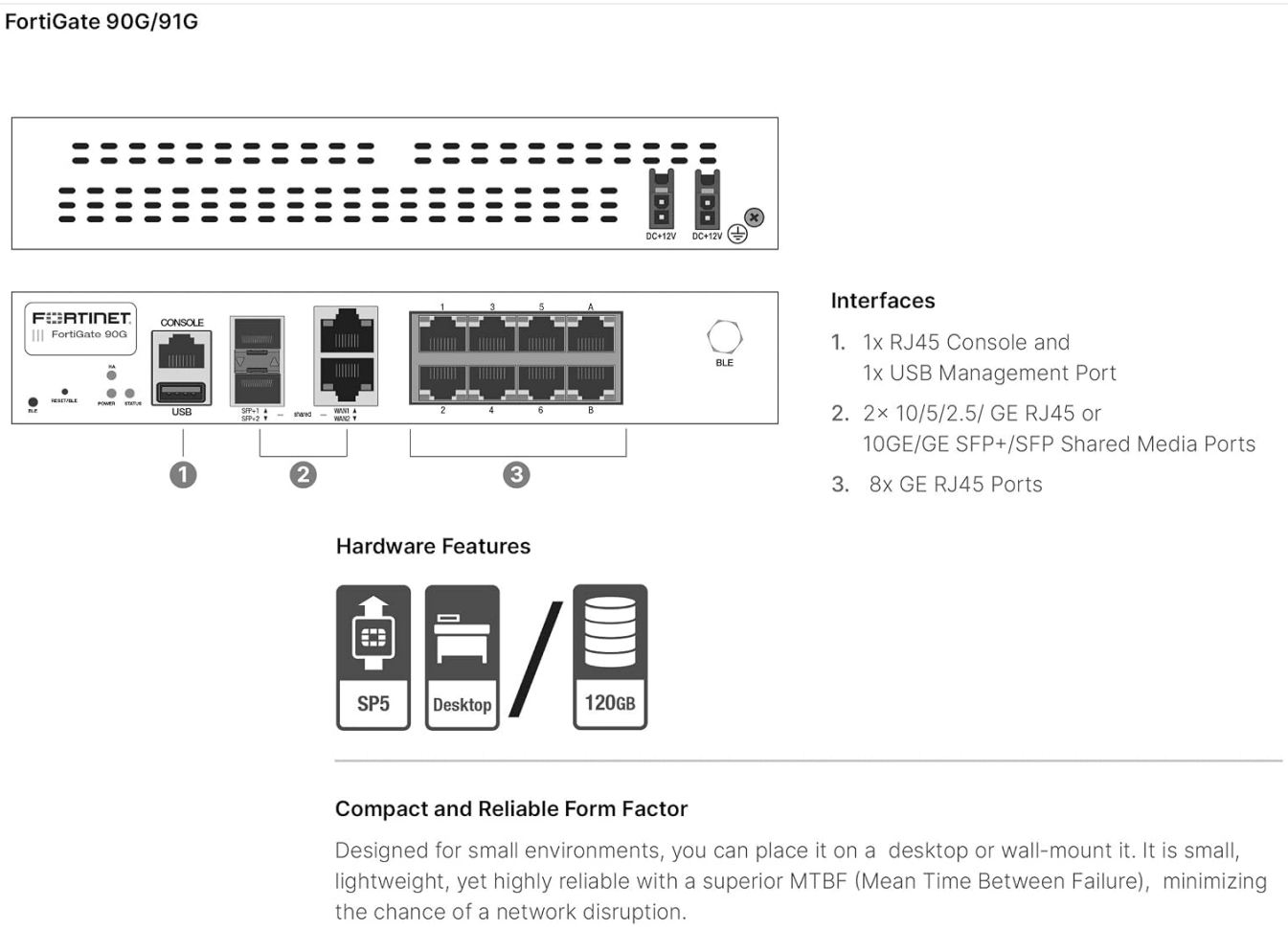

Figure 2.4: Diagram illustrating the interfaces and hardware features of the FortiGate 90G/91G. It shows the 1x RJ45 Console and 1x USB Management Port, 2x 10/5/2.5/ GE RJ45 or 10GE/GE SFP+/SFP Shared Media Ports, and 8x GE RJ45 Ports.

- Connect your network cables to the appropriate RJ45 Ethernet ports (labeled 1-8, A, B).
- Use the SFP/SFP+ ports for fiber optic connections or higher-speed Ethernet modules if required.
- The WAN ports (WAN1, WAN2) are typically used for internet connectivity.
- The Console port (RJ45) and USB port are for initial configuration and management.

3. Operating Instructions

Once physically installed and connected, the FortiGate-90G can be configured and managed through its web-based interface or command-line interface (CLI).

3.1 Initial Configuration

For initial setup, connect a computer directly to one of the FortiGate's internal network ports or the console port. Access the web interface via a web browser using the default IP address (refer to the Quick Start Guide for details) or use a terminal emulator for CLI access.

3.2 FortiGuard Services and Subscriptions

The FortiGate-90G leverages FortiGuard services for real-time threat intelligence and protection. Your purchase includes 1 year of FortiCare Premium and FortiGuard Unified Threat Protection (UTP).

Subscriptions

			Bundles		
Service Category	Service Offering	A-la-carte	Enterprise Protection	Unified Threat Protection	Advanced Threat Protection
FortiGuard Security Services	IPS Service	•	•	•	•
	Anti-Malware Protection (AMP) — Antivirus, Mobile Malware, Botnet, CDR, Virus Outbreak Protection and FortiSandbox Cloud Service	•	•	•	•
	URL, DNS & Video Filtering Service	•	•	•	
	Anti-Spam		•	•	
	AI-based Inline Malware Prevention Service	•	•		
	Data Loss Prevention Service [1]	•	•		
	OT Security Service (OT Detection, OT Vulnerability correlation, Virtual Patching, OT Signature / Protocol Decoders) [1]	•			
	Application Control		included with FortiCare Subscription		
	CASB SaaS Control		included with FortiCare Subscription		
SD-WAN and SASE Services	SD-WAN Underlay Bandwidth and Quality Monitoring Service	•			
	SD-WAN Overlay-as-a-Service for SaaS-based overlay network provisioning	•			
	SD-WAN Connector for FortiSASE Secure Private Access	•			
	FortiSASE subscription including cloud management and 10Mbps bandwidth license [2]	•			
NOC and SOC Services	FortiGuard Attack Surface Security Service (IoT Detection, IoT Vulnerability Correlation, and Security Rating Updates) [1]	•	•		
	FortiConverter Service	•	•		
	Managed FortiGate Service	•			
	FortiGate Cloud (SMB Logging + Cloud Management)	•			
	FortiAnalyzer Cloud	•			
	FortiAnalyzer Cloud with SOCaaS	•			
	FortiGuard SOCaaS	•			
Hardware and Software Support	FortiCare Essentials	•			
	FortiCare Premium	•	•	•	•
	FortiCare Elite	•			
Base Services	Internet Service (SaaS) DB Updates	included with FortiCare Subscription			
	GeoIP DB Updates				
	Device/OS Detection Signatures				
	Trusted Certificate DB Updates				
	DDNS (v4/v6) Service				

1. Full features available when running FortiOS 7.4.1
2. Desktop Models only

Figure 3.1: Table detailing various FortiGuard security services and their availability across different subscription bundles, including Enterprise Protection, Unified Threat Protection, and Advanced Threat Protection. This table helps understand the scope of included

services.

Ensure your device is registered and subscriptions are activated to receive the latest updates and protection against emerging threats.

4. Maintenance

Regular maintenance ensures the optimal performance and security of your FortiGate-90G appliance.

- **Firmware Updates:** Periodically check for and apply the latest firmware updates from Fortinet to ensure your device has the most recent security patches and features.
- **Configuration Backups:** Regularly back up your device configuration to prevent data loss in case of unforeseen issues.
- **Monitoring:** Monitor system logs and performance metrics to identify and address potential issues proactively.
- **Physical Inspection:** Ensure the device is free from dust and has adequate airflow to prevent overheating.

5. Troubleshooting

This section covers common troubleshooting steps. For more complex issues, consult the Fortinet support documentation or contact technical support.

5.1 Power and Connectivity Issues

- **No Power:** Verify power cable connections and power outlet functionality. Check the power status LED on the device.
- **Network Connectivity Loss:** Check physical cable connections to all ports. Verify network interface status LEDs. Ensure correct IP configurations and routing.

5.2 Performance Issues

- **Slow Throughput:** Review the device's performance statistics. Ensure that security policies are optimized and that the device is not overloaded. Refer to the specifications for expected throughput values.

6. Technical Specifications

Detailed technical specifications for the FortiGate-90G Network Security Appliance.

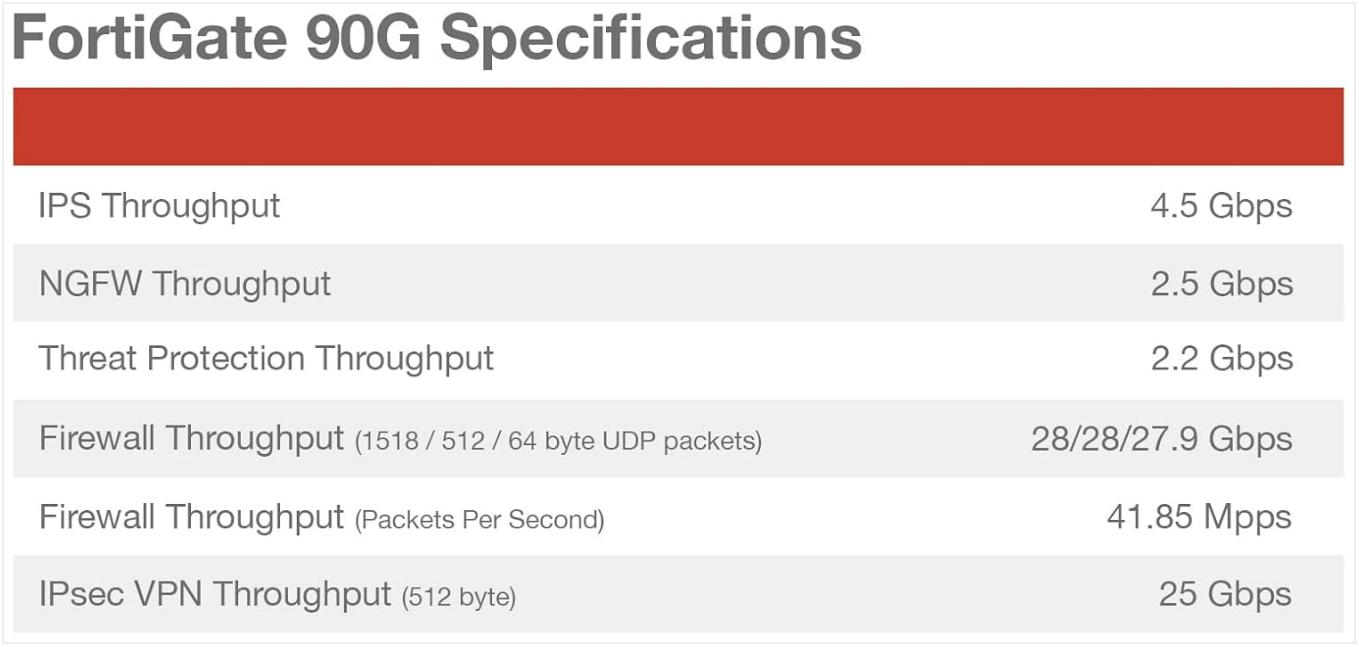

Figure 6.1: Table presenting key performance specifications for the FortiGate 90G, including IPS Throughput, NGFW Throughput, Threat Protection Throughput, Firewall Throughput (1518 / 512 / 64 byte UDP packets), Firewall Throughput (Packets Per Second), and IPsec VPN Throughput (512 byte).

Feature	Value
Brand	FORTINET
Model Name	FG-90G
Item Model Number	FortiGate 90G Firewall
Package Dimensions	12 x 9 x 6 inches
Item Weight	5 pounds
Connectivity Technology	Ethernet
Color	White
Manufacturer	Fortinet
Date First Available	August 11, 2023

7. Warranty and Support

The FortiGate-90G appliance comes with a standard manufacturer's warranty. For specific warranty terms and conditions, please refer to the documentation included with your product or visit the official Fortinet website.
Technical support for your FortiGate-90G is provided by Fortinet. Your purchase includes 1 year of FortiCare Premium, which offers enhanced support services. For assistance, please contact Fortinet support through their official channels, providing your product serial number and proof of purchase.
For additional resources, including detailed product documentation, knowledge base articles, and community forums, visit the Fortinet Support Portal.

© 2023 FORTINET. All rights reserved. Information subject to change without notice.

Ask a question about this manual

Ask about setup, troubleshooting, compatibility, parts, safety, or missing instructions. Manuals+ will review the question and use this page's manual context to help answer it.

Name

Anonymous

Email

you@example.com

After a successful submission, we securely hash the supplied account or form email before sending it to Microsoft Advertising for conversion attribution. Privacy details.

Question

Example: How do I reset this device or fix this error?

Details

Model number, symptoms, what you tried, or the section of the manual you are using.

Submit question

Open the live page

https://manuals.plus/asin/B0CFG5LNYY

More documents and user manuals: **https://manuals.plus/**