

Mega Bloks HPB51

Mega Bloks Disney Elsa's Castle Building Toy Instruction Manual

Model: HPB51 | Brand: Mega Bloks

[Contents](#) [Assembly](#) [Introduction](#) [Safety Information](#) [Package](#)
[Operation](#) [Maintenance](#) [Troubleshooting](#) [Specifications](#) [Support](#)

1. INTRODUCTION

Welcome to the instruction manual for your Mega Bloks Disney Elsa's Castle Building Toy. This set is designed for preschoolers aged 1 year and up, offering an engaging building experience inspired by Disney's Frozen. It helps develop fine motor skills, creativity, and imagination through hands-on play.



Image 1.1: The Mega Bloks Disney Elsa's Castle assembled, featuring the Elsa figure and a slide.

2. SAFETY INFORMATION

Please read and understand all safety information before allowing a child to play with this toy.

- **Age Recommendation:** This toy is suitable for children aged 12 months and older.
- **Choking Hazard:** While the blocks are large, always supervise young children during play to prevent accidental ingestion of smaller components or parts.
- **Material Safety:** The toy is made from plastic materials. Ensure children do not chew on or ingest parts.
- **Supervision:** Adult supervision is recommended during play to ensure safe use and proper interaction with the toy.

3. PACKAGE CONTENTS

Verify that all components are present in the package before beginning assembly.

- 1 x Elsa Figure
- 59 x Large Building Blocks (various shapes and colors)

- 1 x Reusable Storage Bag

Total number of pieces: 60 (including the Elsa figure).



Image 3.1: The Mega Bloks Elsa's Castle set packaged in its reusable storage bag.

4. ASSEMBLY INSTRUCTIONS

The Mega Bloks Disney Elsa's Castle set is designed for intuitive assembly, encouraging creative building.

1. **Unpack Components:** Carefully remove all blocks and the Elsa figure from the reusable storage bag.
2. **Familiarize with Blocks:** Observe the different shapes and sizes of the blocks. Note the connecting studs and holes.

3. **Start Building:** Begin by connecting larger base blocks to form a stable foundation for the castle. The blocks are designed to easily snap together.
4. **Construct Walls and Towers:** Use various blocks to build up the castle walls. The set includes special pieces like a turret and a slide, which can be integrated into the structure.
5. **Add Details:** Place the Elsa figure and any other decorative blocks (like those with snowflake designs) to personalize the castle.
6. **Experiment:** Encourage children to experiment with different configurations. The blocks are compatible with other Mega Bloks sets, allowing for expanded creative possibilities.



Image 4.1: Examples of different structures that can be built with the Mega Bloks set.

5. OPERATION AND PLAY

This building toy is designed to foster imaginative play and skill development.

- **Creative Building:** Children can build Elsa's castle as depicted or create their own unique structures using the 60 large blocks.
- **Role-Playing:** Use the included Elsa figure to engage in imaginative role-playing scenarios within the constructed castle.

- **Skill Development:** Playing with the blocks helps develop fine motor skills, hand-eye coordination, problem-solving abilities, and creative thinking.
- **Interactive Play:** The slide and turret features encourage interactive play with the Elsa figure.



Image 5.1: A child and adult engaging in play with the building set.

6. MAINTENANCE

Proper care will ensure the longevity of your Mega Bloks set.

- **Cleaning:** Wipe blocks and figures with a damp cloth and mild soap if necessary. Rinse thoroughly and air dry. Do not immerse in water for extended periods or use harsh chemicals.
- **Storage:** After play, store all blocks and the Elsa figure in the provided reusable storage bag to prevent loss and keep them clean. Store in a cool, dry place away from direct sunlight.
- **Inspection:** Periodically inspect all pieces for any signs of damage or wear. Discard any broken or cracked pieces to prevent injury.

7. TROUBLESHOOTING

If you encounter any issues with your Mega Bloks set, refer to the following common solutions:

- **Missing Pieces:** Carefully check the storage bag and play area. If a piece is genuinely missing from a new set, contact customer support.
- **Blocks Not Connecting Properly:** Ensure the blocks are aligned correctly. Apply gentle, even pressure to connect them. Avoid forcing blocks together, as this can cause damage.
- **Difficulty Disconnecting Blocks:** Twist blocks slightly while pulling apart to ease separation.







8. SPECIFICATIONS

Model Number	HPB51
Brand	Mega Bloks
Theme	Disney Frozen (Elsa's Castle)
Number of Pieces	60 (including Elsa figure)
Recommended Age	12 months and up
Material	Plastic
Color	Multicolor (primarily blue, purple, white)
Educational Objectives	Imagination Development, Fine Motor Skills, Creative Thinking
Assembly Required	No (referring to complex assembly, blocks are for building)
Batteries Required	No
Product Dimensions	13.31 x 30.45 x 30.45 cm
Product Weight	950 g

9. WARRANTY AND SUPPORT

This Mega Bloks product is backed by Fisher-Price, ensuring quality and safety.

- **Customer Service:** For questions, concerns, or to report missing/damaged parts, please refer to the contact information provided on the product packaging or visit the official Mega Bloks or Fisher-Price website for customer support details.
- **Warranty Information:** Specific warranty details may vary by region. Please retain your proof of purchase for any warranty claims.

	<p><u>Mega Bloks Peek A Blocks Underwater Adventure (GNW64) Building Set Instructions</u></p> <p>Step-by-step assembly instructions and product features for the Mega Bloks Peek A Blocks Underwater Adventure building set (GNW64), designed to nurture toddler motor skills and imagination. Features include easy-grip, stackable blocks and interactive play elements like slides and characters.</p>
	<p><u>Mega Bloks Green Town Grow & Protect Farm (HDL07) - Building Instructions</u></p> <p>Build and learn with the Mega Bloks Green Town Grow & Protect Farm set (HDL07). This educational toy encourages creativity and teaches about the water cycle, honey bees, and local produce. Includes detailed building instructions and product information.</p>
	<p><u>MEGA Bloks ABC Musical Train (FWK22) - User Guide</u></p> <p>Explore the MEGA Bloks ABC Musical Train (Model FWK22). This guide provides essential information on battery installation, safety precautions, and proper disposal for this educational children's toy.</p>
	<p><u>Mega Bloks Halo UNSC Vulture Gunship Building Instructions</u></p> <p>Detailed step-by-step building instructions for the Mega Bloks Halo UNSC Vulture Gunship construction set. Includes part identification and assembly guides for fans of the Halo universe and Mega Bloks.</p>
	<p><u>Teenage Mutant Ninja Turtles Out of the Shadows Jungle Takedown Combat Jungle Building Set</u></p> <p>Assembly instructions and overview for the MEGA BLOKS Teenage Mutant Ninja Turtles Out of the Shadows Jungle Takedown Combat Jungle building set. Features detailed steps, safety warnings, and product information.</p>
	<p><u>Mega Bloks Halo Covenant Wraith Ambush Building Set Instructions</u></p> <p>Official assembly instructions for the Mega Bloks Halo Covenant Wraith Ambush building set (Model DPJ93). Features a step-by-step guide to construct the vehicle and characters, along with a complete parts list.</p>