

McGrey BP-210

McGrey BP-210 Complete Sound System User Manual

Model: BP-210

1. INTRODUCTION

Thank you for choosing the McGrey BP-210 Complete Sound System. This system is designed to provide high-quality audio for various applications, including rehearsals, seminars, small stages, and presentations. It features a powerful 4-channel mixer, two 10-inch passive speakers, a dynamic microphone, and all necessary cabling and stands for a complete setup. This manual provides essential information for the safe and efficient operation of your new sound system. Please read it thoroughly before initial use and retain it for future reference.

2. SAFETY INSTRUCTIONS

- **Electrical Safety:** Always connect the system to a grounded power outlet. Do not expose the unit to rain or moisture. Disconnect from power during lightning storms or when unused for long periods.
- **Ventilation:** Ensure adequate ventilation around the mixer and speakers. Do not block ventilation openings.
- **Placement:** Place the system components on stable, level surfaces. Ensure speaker stands are fully extended and locked before mounting speakers.
- **Cables:** Route all cables carefully to prevent tripping hazards and damage. Avoid placing heavy objects on cables.
- **Hearing Protection:** Prolonged exposure to high volume levels can cause permanent hearing damage. Use appropriate hearing protection when operating the system at high volumes.
- **Servicing:** Do not attempt to service this product yourself. Refer all servicing to qualified service personnel.

3. PACKAGE CONTENTS

Please check that all items listed below are present and in good condition:

- 1 x McGrey BP-210 4-Channel Mixer
- 2 x 10-inch Passive Speakers

- 2 x Speaker Stands
- 1 x Dynamic Microphone
- 2 x Speaker Cables
- 1 x Microphone Cable (XLR)
- 1 x Power Cable
- 1 x Remote Control for Media Player



Image 3.1: Overview of the McGrey BP-210 Complete Sound System components, including the mixer, two speakers, two speaker stands, a microphone, and various cables.

4. SETUP

4.1 Mixer Placement

Place the McGrey BP-210 mixer on a flat, stable surface, ensuring it is easily accessible for operation and has sufficient space for cable connections and ventilation.

4.2 Speaker Setup

1. Extend the speaker stands to the desired height and ensure all locking mechanisms are securely fastened.
2. Carefully lift each 10-inch passive speaker and mount it onto the pole of a speaker stand. Ensure the speaker is stable on the stand.

3. Connect one end of a speaker cable to the speaker output on the mixer and the other end to the input on one of the passive speakers. Repeat for the second speaker.



Image 4.1: A close-up view of the two 10-inch passive speakers, highlighting their robust construction and grille design.

4.3 Microphone and Input Connections

1. Connect the dynamic microphone to one of the XLR inputs on the mixer using the provided microphone cable.
2. For other audio sources, use the appropriate inputs: balanced XLR for microphones, unbalanced 1/4" jack for line-level instruments, or RCA (cinch) for Line In on Channel 4.



Image 4.2: A detailed view of the McGrey BP-210 mixer's control panel, showing input channels, equalization controls, and the integrated media player. Also visible are the included microphone and various connection cables.

4.4 Power Connection

After all audio connections are made, connect the power cable to the mixer and then to a suitable power outlet.

Ensure the mixer's master volume is set to minimum before powering on.

5. OPERATING INSTRUCTIONS

5.1 Mixer Controls

The BP-210 mixer features 4 input channels, each with dedicated controls:

- **BASS / TREBLE:** 2-band equalizer for adjusting the low and high frequencies of the input signal.
- **LEVEL:** Adjusts the individual channel volume.
- **EFFECT:** Controls the amount of internal hall effect applied to the channel.

Master Section Controls:

- **MASTER VOLUME:** Controls the overall output volume of the system.
- **TAPE VOLUME:** Adjusts the volume of the Tape input.
- **DIGITAL DELAY:** Controls for the integrated digital delay effect.

5.2 Media Player (USB/SD)

The integrated media player supports MP3 and WAV audio files from USB drives and SD cards.

1. Insert a USB drive or SD card into the designated slot on the mixer.
2. Use the media player controls (Play/Pause, Skip, Mode) to navigate and play your audio files.

5.3 Bluetooth Connectivity

The mixer features Bluetooth connectivity for wireless audio streaming from compatible devices.

1. Press the 'Mode' button on the media player until 'Bluetooth' is selected.
2. On your smartphone or tablet, enable Bluetooth and search for available devices.
3. Select 'McGrey BP-210' (or similar) from the list to pair.
4. Once paired, you can stream audio wirelessly to the sound system.




Image 5.1: The McGrey BP-210 sound system set up in two different environments: a classroom for a presentation and a live band performance, demonstrating its versatility.

6. MAINTENANCE

- **Cleaning:** Use a soft, dry cloth to clean the surfaces of the mixer and speakers. Do not use liquid cleaners or solvents.
- **Storage:** When not in use, store the system in a dry, dust-free environment. It is recommended to use the original packaging or protective covers for transport and storage.
- **Cable Care:** Regularly inspect all cables for signs of wear or damage. Replace any damaged cables immediately.

7. TROUBLESHOOTING

Problem	Possible Cause	Solution
No sound output	Power not connected; Master volume low; Channel volume low; Incorrect input selected; Speaker cables disconnected.	Check power connection; Increase Master volume; Increase individual channel volume; Verify correct input source; Ensure speaker cables are securely connected.
Distorted sound	Input signal too high (clipping); Master volume too high; Speaker impedance mismatch.	Reduce input level on the channel; Lower Master volume; Ensure speakers are compatible (passive speakers provided are matched).

Problem	Possible Cause	Solution
Bluetooth not connecting	Mixer not in Bluetooth mode; Device too far; Device already paired with another unit.	Select Bluetooth mode on mixer; Move device closer to mixer; Disconnect from other Bluetooth devices and try pairing again.
Media player not reading USB/SD	Unsupported file format; Corrupt media; Incorrectly inserted.	Ensure files are MP3 or WAV; Try a different USB/SD card; Reinsert media correctly.

8. SPECIFICATIONS


- **Brand:** McGrey
- **Model:** BP-210
- **Power Output (RMS):** 50 Watts
- **Mixer Channels:** 4
- **Speaker Type:** Passive, 10-inch woofer
- **Connectivity:** Bluetooth, USB, SD Card, XLR, 1/4" Jack, RCA (Cinch)
- **Equalizer:** 2-band (Bass, Treble) per channel
- **Effects:** Integrated Hall Effect, Digital Delay
- **Power Source:** Electric Cable



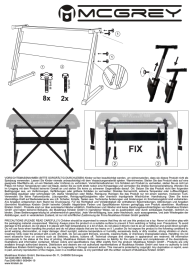


9. WARRANTY AND SUPPORT

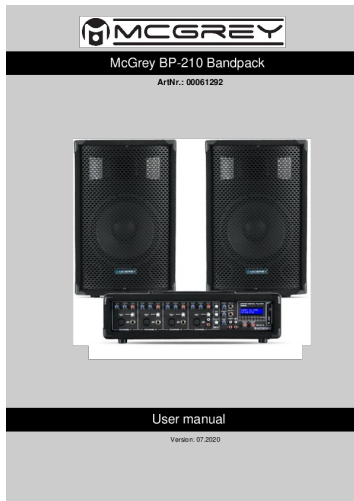
Information regarding warranty coverage and customer support for the McGrey BP-210 Complete Sound System is typically provided at the point of purchase or within separate documentation included with your product. Please refer to those resources for details on warranty periods, claims procedures, and contact information for technical assistance.

© 2023 McGrey. All rights reserved.

Related Documents - BP-210

	<p>McGrey BSS-265 HiFi Speakers & MAMP-4100BT Mini Amplifier - User Manual</p> <p>Comprehensive user manual and technical specifications for McGrey BSS-265 HiFi bookshelf speakers (40W) and the McGrey MAMP-4100BT Mini Amplifier with Bluetooth. Includes safety precautions, connection guides, operation instructions, and maintenance tips.</p>
---	---

 <p>Operating instructions</p>	<p>McGrey E-208LA & E-208LAB Active Column Systems: Operating Instructions and Technical Specifications</p> <p>Comprehensive operating instructions and technical specifications for McGrey E-208LA and E-208LAB active and battery column sound systems. Learn about setup, connections, features, safety, and compliance.</p>
 <p>Bedenungsanleitung / User Manual</p>	<p>McGrey DP-18 Digital Piano User Manual</p> <p>Comprehensive user manual for the McGrey DP-18 Digital Piano, covering assembly, operation, features, troubleshooting, and specifications. Learn how to set up and use your digital piano.</p>
	<p>MCGREY Keyboard Stand Assembly Instructions</p> <p>Assembly instructions for the MCGREY keyboard stand, including parts list, assembly steps, and safety precautions.</p>
 <p>Bedenungsanleitung / User manual</p>	<p>McGrey BK-5410 Beginner Keyboard User Manual</p> <p>User manual for the McGrey BK-5410 Beginner Keyboard, detailing setup, operation, controls, functions, and safety guidelines.</p>
 <p>Bedenungsanleitung / User manual</p>	<p>McGrey BK-5410 Beginner Keyboard User Manual</p> <p>This user manual provides comprehensive instructions for operating the McGrey BK-5410 Beginner Keyboard, covering setup, controls, functions, and maintenance.</p>



[\[pdf\]](#) User Manual Instructions Specifications

Saccone Irina manual EN kirstein de docs manuals 00061292 McGrey BP 210 Bandpack User manualMcGrey manualm media amazon91HFLTYmfQLkirstein ENm amazon images I 91HFLTYmfQL ref dp product quick viewkirstein |||

McGrey **BP-210** Bandpack ArtNr.: 00061292 User manual Version: 07.2020 **BP-210** 2020 This manual is protected by copyright. Any copying or reprint, even in excerpts, is only allowed with written consent of Musikhaus Kirstein GmbH. The same applies to reproduction or copying of images, even in altered...

lang:en **score:40** filesize: 891.61 K page_count: 12 document date: 2020-07-27

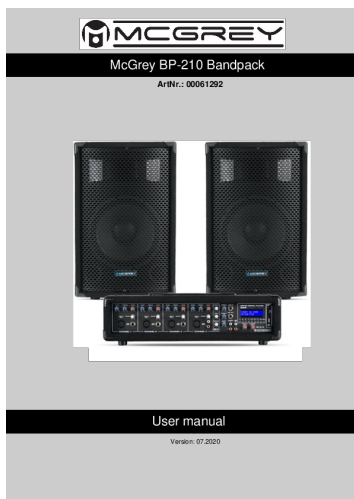


[\[pdf\]](#) User Manual

Saccone Irina McGrey BP 210 Bandpack Bedienungsanleitung manual DE kirstein de docs manuals 00061292 OTTOo Dieses Symbol weist Sie auf wichtige Betriebs und Wartungsanweisungen in der Anleitung hin Bitte lesen das Handbuch Page 5 21064e1566f 9e7e 52b2 8126 c4edc56eb375d otto files 64e1566f c4edc56eb375kirstein DEkirstein |||

McGrey **BP-210** Bandpack ArtNr.: 00061292 Bedienungsanleitung Version: 07.2020 **BP-210** 2020 Diese Bedienungsanleitung ist urheberrechtlich geschützt. Die Vervielfältigung dieser Bedienungsanleitung, auch auszugsweise, ist nur mit Genehmigung der Musikhaus Kirstein GmbH gestattet. Gleiches gilt für die ...

lang:de **score:37** filesize: 899.79 K page_count: 12 document date: 2020-07-27



[\[pdf\]](#) User Manual Instructions Specifications

Saccone Irina Manuale utenteMcGrey BP 210 Bandpack PA System mixer amplificatore 4 canali riverbero digitale Bluetooth slot USB SD casse 2 vie 10 woofer microfono supporti cavi 100 Watt Amazon it Strumenti Musicali91ObdqJULPLm media amazon images I 91ObdqJULPL ref dp product quick view |||

McGrey **BP-210** Bandpack ArtNr.: 00061292 User manual Version: 07.2020 **BP-210** 2020 This manual is protected by copyright. Any copying or reprint, even in excerpts, is only allowed with written consent of Musikhaus Kirstein GmbH. The same applies to reproduction or copying of images, even in altered...

lang:en **score:29** filesize: 531.64 K page_count: 12 document date: 2025-02-11