

## LIGE ST19-E-DE-BS

# LIGE Smartwatch User Manual

Model: ST19-E-DE-BS

## 1. INTRODUCTION

Thank you for choosing the LIGE Smartwatch. This manual provides detailed instructions on how to set up, operate, maintain, and troubleshoot your new device. Please read this manual carefully before using the product to ensure proper function and longevity.



Image: The LIGE Smartwatch, showcasing its design and a secondary image illustrating its call function.

## 2. PRODUCT OVERVIEW

---

### 2.1. Components Included

- LIGE Smartwatch (Model: ST19-E-DE-BS)
- Charging Cable

### 2.2. Key Features

- **Display:** 1.43-inch AMOLED HD Always-on Touchscreen with 466x466 resolution.
- **Durability:** Robust composite steel casing, military-grade tested for temperature, impact, low pressure, dust, and liquid contamination.
- **Water Resistance:** IP68 waterproof rating.
- **Communication:** Bluetooth calling with built-in speaker and microphone; receives messages and app notifications (WhatsApp, Facebook, Instagram, Twitter, etc.).

- **Sports Modes:** Over 110 indoor and outdoor sports modes (walking, running, cycling, hiking, ball sports, gym, training).
- **Activity Tracking:** Tracks daily steps, calories burned, and distance.
- **Health Monitoring:** Equipped with advanced high-performance sensors for 24/7 monitoring of heart rate, blood pressure, blood oxygen (SpO2), and sleep.
- **Battery Life:** 400mAh battery providing 7-10 days of typical use, up to 45 days standby, with a 2-hour full charge time.
- **Additional Functions:** Weather forecast, music control, timer, alarm, voice assistant.

# 1.43 " Amoled Immer Auf Display Touchscreen

1,43"Amoled Touchscreen mit 460\*460 Ultra -Auflösung und stets ausgestellt Zeit, bringen Sie Ihnen ein extrem visuelles Erlebnis, eine glatte und mehr Leistung.



Image: The 1.43-inch AMOLED Always-On Display, providing clear visuals and smooth operation.



# 126 Patrones De Rutina De Ejercicios



Pasos



Calorías



Distancia




Image: The smartwatch's military-grade durability, including 5ATM water resistance, shockproof, anti-scratch, and anti-impact features.

## 3. SETUP

To begin using your LIGE Smartwatch, follow these steps to pair it with your smartphone and configure essential settings.

### 3.1. App Installation and Pairing (FitCloudPro)

1. **Activate Bluetooth:** Ensure Bluetooth is enabled on your smartphone.
2. **Download App:** Scan the QR code below or search for "FitCloudPro" in your phone's app store (Google Play Store for Android, Apple App Store for iOS) and download the application.  
[FitCloudPro App Download Link](#)
3. **Open App and Connect:** Launch the FitCloudPro app. Click on "Connect device," then find and select "ST19" from the list of available devices to establish the connection.
4. **Enable Notifications:** Within the app, grant permission for the smartwatch to display notifications from your phone.
5. **Activate Call Function:** You can activate the call function directly on the smartwatch.
6. **Enable Connected Call Audio:** In your phone's Bluetooth settings, ensure that "Connected call audio" is activated for the smartwatch.
7. **Connection Success:** Once successfully connected, you can use your smartwatch to make/answer phone calls and play music.

## Descargar 'FitCloudPro', Conectividad Para Smartwatches



Image: Step-by-step guide for downloading the FitCloudPro app and connecting your smartwatch for full functionality.

## 4. OPERATING INSTRUCTIONS

### 4.1. Basic Navigation

The smartwatch features a responsive touchscreen and physical buttons for navigation. Swipe across the screen to access different functions and menus. Press the side buttons for specific actions like returning to the home screen or accessing the app list.

### 4.2. Bluetooth Calls and Notifications

With the Bluetooth call function enabled, you can make, answer, or reject calls directly from your wrist. The built-in speaker and microphone allow for clear communication. You can also add contacts and view call records on the watch. Incoming messages and notifications from various applications will be displayed on the watch screen.

# Bluetooth-Anruf Über Ihr Handgelenk

Eingebauter Hochleistungslautsprecher und Mikrofon, einfaches Telefonieren am Handgelenk



Mikrofon



Wählen



Anrufprotokolle



Kontakt hinzufügen

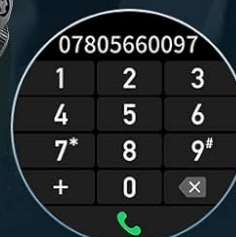


Image: The Bluetooth call feature allows you to make and receive calls directly from your wrist.





Image: Bluetooth call functionality and message notifications from popular apps displayed on the smartwatch.

### 4.3. Sport Modes and Activity Tracking

The smartwatch supports over 110 sport modes. Select your desired activity to track real-time data such as time, calories burned, heart rate, and distance. The watch also functions as a daily activity tracker, recording your steps, calories, and distance throughout the day.

# 126 Sportmodi

Die Smartwatch unterstützt Sie mit mehr als 100 Outdoor- und Indoor-Sportmodi, um Ihr tägliches Trainingsziel zu erreichen.



Zeit   
Kalorien   
Herzfrequenz   
Entfernung 

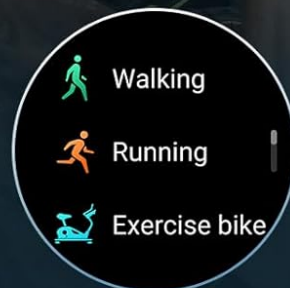


Image: The smartwatch supports over 110 sport modes, tracking various metrics during your activities.





## Reloj Inteligente De Grado Militar

Diseñado para soportar los entornos más duros



Image: Track your daily activity with 126 exercise routine patterns, monitoring steps, calories, and distance.

### 4.4. Health Monitoring

The LIGE Smartwatch continuously monitors your health metrics. It provides real-time data for heart rate, blood pressure, and blood oxygen levels. It also offers comprehensive sleep monitoring to help you understand your sleep patterns.

# 24H Gesundheits-Tracker Smartwatch

Bietet eine 24-Stunden-Überwachung von Herzfrequenz, Blutdruck und SpO2 in Echtzeit sowie eine Schlafüberwachung in der Nacht.



Image: The smartwatch provides 24-hour health tracking, including heart rate, blood pressure, and blood oxygen.

# Monitor de Salud Durante las 24 Horas

Controle su salud en todo momento, incluso cuando esté trabajando, haciendo ejercicio, jugando, etc.




Image: Monitor your health around the clock, including heart rate, blood pressure, blood oxygen, and sleep patterns.

## 4.5. Other Functions

The smartwatch offers various other useful functions:

- **Weather Forecast:** Get real-time weather updates.
- **Music Control:** Control music playback on your connected smartphone.
- **Timer & Alarm:** Set timers and alarms for daily tasks.
- **Voice Assistant:** Access your phone's voice assistant directly from the watch.



# Multifunktionale Militär-Smartwatch

10+ tägliche Funktionen wie Wettervorhersage, Musiksteuerung, Timer, Alarm, Sprachassistent usw.



Image: The multifunctional smartwatch includes features like weather, music control, voice assistant, and more.

## 5. MAINTENANCE

### 5.1. Waterproofing

The LIGE Smartwatch has an IP68 waterproof rating, meaning it is resistant to dust and can withstand immersion in water up to 1.5 meters for 30 minutes. It is suitable for daily use, including hand washing, rain, and swimming. **Note:** Prolonged use underwater, especially in hot water or during high-pressure water activities (e.g., diving, hot showers), is not recommended as it may compromise the seal.





**5ATM  
Wasserdicht**

5ATM wasserdichte Smartwatch unterstützt Sie beim Waschen, Regen, Schwimmen und mehr.

Wasserdicht    Stoßfest    Staubgeschützt

STAINLESS STEEL

Image: The smartwatch is 5ATM waterproof, supporting use during washing, rain, and swimming.

## 5.2. Cleaning

To clean your smartwatch, gently wipe the screen and body with a soft, damp cloth. Avoid using harsh chemicals or abrasive materials, as these can damage the device's finish and functionality. Ensure the charging contacts are clean and dry before charging.

## 6. TROUBLESHOOTING

If you encounter any issues with your LIGE Smartwatch, please refer to the following common solutions:

- **Watch not turning on:** Ensure the watch is fully charged. Connect it to the charging cable and a power

source for at least 30 minutes.

- **Unable to pair with phone:**

- Ensure Bluetooth is enabled on your phone and the watch.
- Make sure the FitCloudPro app is installed and running.
- Restart both your phone and the smartwatch.
- Forget the device in your phone's Bluetooth settings and try pairing again through the app.

- **Notifications not received:**

- Check app notification permissions on your phone and within the FitCloudPro app.
- Ensure the watch is connected via Bluetooth.
- Disable and re-enable notification access for the FitCloudPro app in your phone's settings.

- **Inaccurate health data:** Ensure the watch is worn snugly on your wrist, not too tight or too loose. Clean the sensor on the back of the watch.

- **Short battery life:** Reduce screen brightness, disable unnecessary features like Always-on Display if not needed, and limit background app refresh.

If the issue persists, please contact customer support for further assistance.

## 7. SPECIFICATIONS

Feature	Specification
Brand	LIGE
Model	ST19-E-DE-BS
Dimensions	4.8 x 4.8 x 1.3 cm
Weight	100 g
Display Size	1.43 inches
Display Type	AMOLED
Display Resolution	466 x 466 pixels
Refresh Rate	60 Hz
Battery Capacity	400 mAh (4E+2 mAh)
Rated Battery Power	360 mAh
Battery Type	Lithium Polymer
Charging Time	2 Hours
Average Battery Life	7-10 Days (typical use)
Standby Battery Life	Up to 45 Days



Connectivity	Bluetooth
Operating System	Android (compatible with Smartphone)
Water Resistance	IP68
Material	Alloys
Included Components	Charging cable

# 360mAh Lange Akkulaufzeit Bis Zu 45 Tage



**2** Stunden  
Aufladen

**5-7** Tage  
Nutzung

**45** Tage  
Standby

Image: The smartwatch's long battery life, offering up to 45 days of standby time.

## 8. WARRANTY AND SUPPORT

## 8.1. Warranty Information

Your LIGE Smartwatch comes with a **12-month free replacement warranty** for quality, functionality, and battery-related issues. Additionally, a general **2-year warranty** is provided for the product.









Image: LIGE's commitment to customer service, including a 2-year warranty.

## 8.2. Customer Support

For any questions, technical assistance, or warranty claims, please contact LIGE customer support through the platform where you purchased the product. Please have your model number (ST19-E-DE-BS) and purchase details ready when contacting support.

## Related Documents - ST19-E-DE-BS

	<p><a href="#">LIGE Smartwatch User Manual and Product Information</a></p> <p>Comprehensive guide for the LIGE Smartwatch, covering setup, features, and support information. Learn how to adjust your strap and access tutorials.</p>
	<p><a href="#">ST1 Smartwatch: Features, Setup, and User Guide</a></p> <p>Comprehensive guide to the ST1 smartwatch, covering setup, pairing, features like heart rate monitoring, step tracking, training, sleep, notifications, and Bluetooth call functionality. Includes troubleshooting and app download instructions.</p>
	<p><a href="#">LIGE Sports Smart Watch User Manual</a></p> <p>User manual for the LIGE Sports Smart Watch, detailing setup, pairing with the FitCloudPro app, watch functions like step counting, heart rate monitoring, sleep tracking, weather, music control, and message notifications. Includes app features such as data synchronization and customizable watch faces.</p>

<p><b>1. Product parameters</b></p> <ul style="list-style-type: none"> <li>a. Compatible mobile phone system: Android 4.0 (protocol version higher than 4.0.3.0)</li> <li>b. Main control screen size: 1.3 inch</li> <li>c. Screen: 1.3 inch TFT Round Screen Resolution: 300*160</li> </ul> <p><b>2. Operating instructions</b></p>  <p><b>3. Button operation</b></p> <table border="1"> <tr> <td>Power button: Press and hold for 5s</td> <td>Power on</td> </tr> <tr> <td>Back button: Press and hold for 5s</td> <td>Power off</td> </tr> <tr> <td>Touch screen: Short press</td> <td>Enter the main interface</td> </tr> <tr> <td>Touch screen: Long press</td> <td>Return to the main interface</td> </tr> <tr> <td>Touch screen: Double press</td> <td>Open the app</td> </tr> <tr> <td>Touch screen: Triple press</td> <td>Open the app</td> </tr> </table> <p>1</p>	Power button: Press and hold for 5s	Power on	Back button: Press and hold for 5s	Power off	Touch screen: Short press	Enter the main interface	Touch screen: Long press	Return to the main interface	Touch screen: Double press	Open the app	Touch screen: Triple press	Open the app	<p><a href="#">LIGE Smartwatch User Manual: Features, Operation, and Troubleshooting</a></p> <p>A comprehensive guide to operating your LIGE smartwatch, covering product specifications, button and screen controls, app connection, health monitoring features, and frequently asked questions.</p>
Power button: Press and hold for 5s	Power on												
Back button: Press and hold for 5s	Power off												
Touch screen: Short press	Enter the main interface												
Touch screen: Long press	Return to the main interface												
Touch screen: Double press	Open the app												
Touch screen: Triple press	Open the app												
<p><b>Smart Health Bracelet</b></p>  <p><b>User Manual</b></p>	<p><a href="#">Smart Health Bracelet User Manual - LIGE</a></p> <p>Comprehensive user manual for the LIGE Smart Health Bracelet, covering product introduction, setup, features, app usage, safety tips, and troubleshooting.</p>												
	<p><a href="#">LIGE Smart Watch User Manual and Guide</a></p> <p>Official user manual for the LIGE Smart Watch, providing instructions on setup, features, health tracking, fitness modes, and connectivity for Android and iOS devices.</p>												