

Baseus PPCXM10A

Baseus for MagSafe Portable Charger User Manual

Model: PPCXM10A

INTRODUCTION

The Baseus 10000mAh Wireless Magnetic Power Bank is designed to provide convenient and efficient charging for your iPhone 16/15/14/13/12 series devices. Featuring powerful magnetic suction for secure attachment and both wireless and wired charging capabilities, this slim and portable power bank ensures you stay powered throughout your day. It also supports pass-through charging, allowing you to charge your phone and the power bank simultaneously.



Image: The Baseus 10000mAh Wireless Magnetic Power Bank, showcasing its sleek black design and magnetic charging area.

SETUP

Initial Charging

Before first use, fully charge your Baseus Portable Charger. Connect the power bank to a power adapter (not included) using a USB-C cable. The blue indicator lights will illuminate to show the charging progress.



Image: The Baseus power bank connected via USB-C cable to a wall adapter for charging.

Indicator Lights

The power bank features indicator lights to display its status:

- **Orange Light:** Indicates wireless charging is active. This light will illuminate when a device is wirelessly charging using the MagSafe function. It will not light up when charging via the USB-C port.
- **Blue Lights:** Indicate the remaining power capacity. Each blue light represents approximately one-third of the power. Three blue lights indicate 100% power.




Image: A close-up view of the power bank's indicator lights, showing the orange light for wireless charging and blue lights for battery level.

OPERATING INSTRUCTIONS

Magnetic Wireless Charging

Simply attach the power bank to the back of your iPhone 16/15/14/13/12 series device. For optimal 7.5W fast magnetic wireless charging, ensure your phone does not have a thick case or use a MagSafe-compatible phone case. The power bank will automatically begin charging without needing to press any buttons.



Image: An iPhone magnetically attaching to the power bank, showing the charging animation on the phone screen.

Strong & Secure Magnets



*Note: A caseless iPhone, or MagSafe case is required for a secure magnetic lock.

Image: Illustration demonstrating the strong magnetic pull force of 10N (approximately 2.2LB) securely holding the power bank to an iPhone.

Wired Charging

For wired charging, connect your device to the power bank's USB-C port using a compatible cable. The 20W USB-C port allows for fast charging, capable of charging an iPhone 15 Pro to 50% in just 30 minutes.

Charge the Way You Like

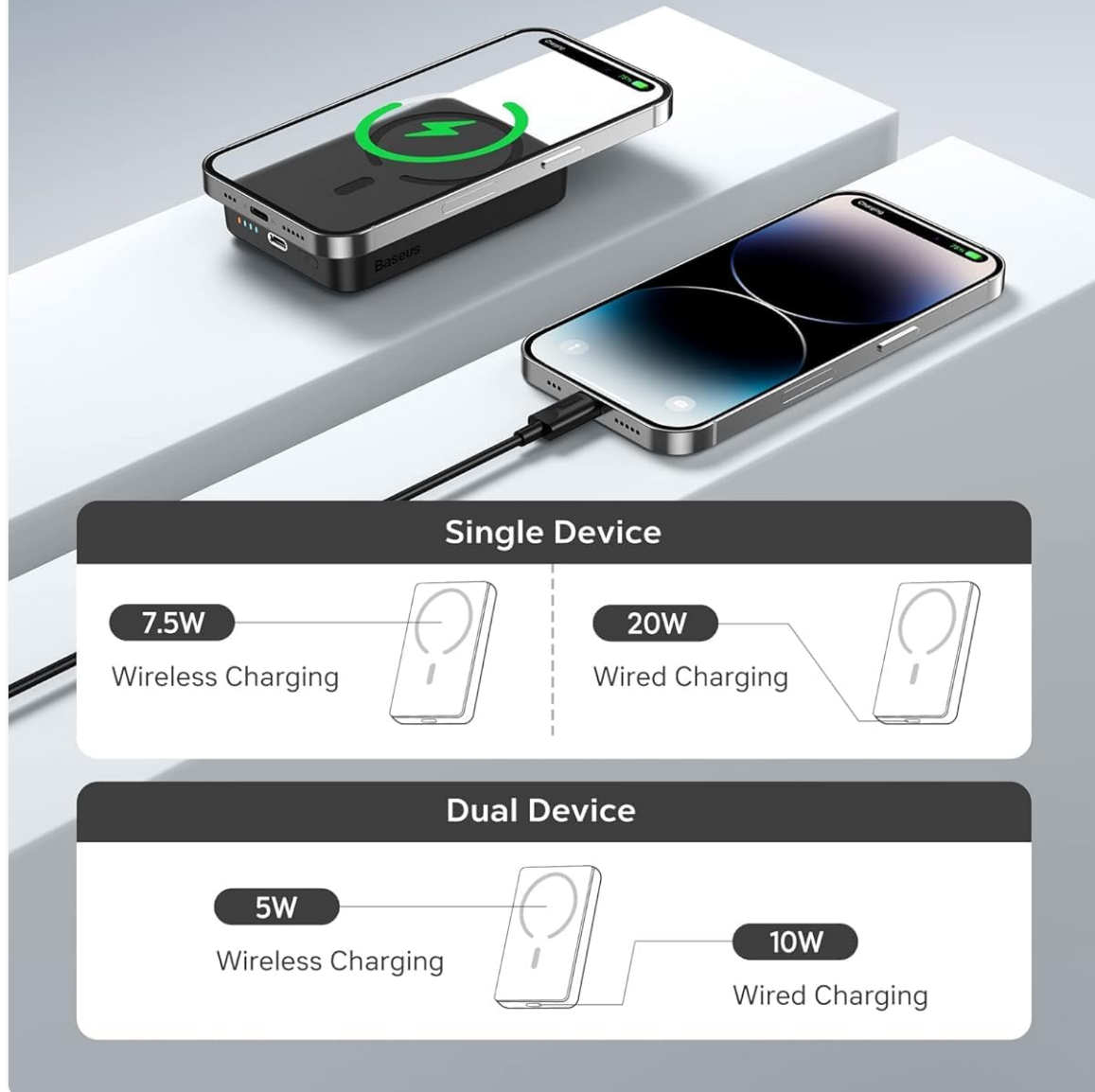


Image: Diagram showing both wireless (7.5W) and wired (20W) charging options for single devices, and dual device charging (5W wireless + 10W wired).

Pass-Through Charging

The power bank supports pass-through charging, meaning you can charge your phone and the power bank simultaneously. Connect the power bank to a wall adapter and then connect your phone to the power bank.

Pass-through Charging



Image: A setup demonstrating pass-through charging, with the power bank connected to a wall charger and an iPhone magnetically attached to the power bank.

Official Product Videos

Video: A short demonstration of the Baseus MagSafe 10000mAh Wireless Charger 20W for iPhone, highlighting its magnetic attachment and wireless charging capabilities.

Video: A detailed video showcasing the practical use of the Baseus Wireless Magnetic Power Bank in various scenarios.

Video: An in-depth review and demonstration of the Baseus MagSafe Wireless Charger, covering its features and performance.

Video: An unboxing and testing video of the Baseus Portable Wireless Charger, showing initial impressions and functionality.

Video: A first impression video of the Baseus 10,000mAh Magnetic Power Bank, discussing its design and initial performance.

Video: A video exploring whether this magnetic phone charger is a worthwhile purchase, detailing its pros and cons.

Video: A video addressing whether you should buy the Baseus for MagSafe Portable Charger, providing insights and recommendations.

Video: A video highlighting the Baseus portable charger as great for travel, featuring MagSafe and USB-C charging capabilities.

MAINTENANCE

- Keep the power bank clean and dry. Avoid exposure to extreme temperatures, humidity, or corrosive materials.
- Do not disassemble, crush, or puncture the device.
- Store in a cool, dry place when not in use.

TROUBLESHOOTING

- **Device not charging wirelessly:**
 - Ensure your phone is MagSafe compatible or has a MagSafe-compatible case.
 - Check for proper alignment of the power bank with your phone's charging coil.
 - Remove any non-magnetic objects or thick cases between the power bank and your phone.
- **Slow charging:**
 - Ensure the power bank itself is fully charged.
 - When using wired charging, ensure your cable and wall adapter support fast charging (e.g., 18W PD charger for the power bank, 20W PD for phone).
 - Wireless charging is generally slower than wired charging.
- **Power bank getting warm:**
 - It is normal for the power bank to generate some heat during charging and discharging, especially during wireless charging. This is due to energy conversion.

- If the device becomes excessively hot, disconnect it immediately and allow it to cool down.
Avoid charging in direct sunlight or enclosed spaces.

• **Indicator lights not working:**

- Ensure the power bank has sufficient charge.
- If the issue persists, try resetting the device by pressing and holding the power button for a few seconds.

SPECIFICATIONS

Feature	Detail
Model Number	PPCXM10A
Battery Capacity	10000mAh
Wireless Charging Output	7.5W (for iPhone)
Wired Charging Output (USB-C)	20W PD
Product Dimensions	4.28 x 2.7 x 0.72 inches (15 x 13 x 0.8 inches as per specifications)
Item Weight	7.23 oz (7.2 ounces as per specifications)
Color	Black
Battery Type	Lithium Polymer
Special Features	Wireless Charging, Magnetic Suction, Pass-Through Charging

10000mAh Capacity

More digital entertainment while on the go

2.1 iPhone 12
Charges

1.8 iPhone13 Pro
Charges

1.8 iPhone 14 Pro
Charges

1.3 iPhone 15 Pro Max
Charges



Image: An illustration detailing the 10000mAh capacity and approximate charge cycles for various iPhone models.

Soft-to-Touch Built to Last



Skin-friendly finish

Image: A person holding the power bank, emphasizing its soft-to-touch, skin-friendly finish and ergonomic design.

Apple Compatible

Supports fast charging for iPhone 12, 13, 14, 15 Series

iOS Devices



iPhone 12, 13, 14, 15 Series

Android Devices



Galaxy S Series



Google Pixel

and more

Wireless Earbuds Charging Case



AirPods Pro



SONY WF

and more



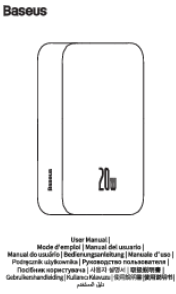




Note: Prior to wireless charging, please ensure to remove the phone case or use a magnetic phone case.

Image: An overview of compatible devices, including iPhone 12-15 series, Android devices like Galaxy S and Google Pixel, and wireless earbud charging cases.

WARRANTY AND SUPPORT

For warranty information, technical support, or any inquiries regarding your Baseus product, please refer to the official Baseus website or contact their customer service directly. Keep your purchase receipt for warranty claims.

Related Documents - PPCXM10A

	<p>Baseus PPCXM10A Power Bank 10000mAh 20W User Manual</p> <p>User manual for the Baseus PPCXM10A magnetic wireless fast charging power bank (10000mAh, 20W). Includes specifications, operation instructions, and safety precautions.</p>
	<p>Baseus Magnetic Mini Wireless Fast Charge Power Bank 20000mAh 20W User Manual</p> <p>User manual for the Baseus Magnetic Mini Wireless Fast Charge Power Bank 20000mAh 20W. This document provides safety instructions, product parameters, operating instructions, and troubleshooting tips for the power bank.</p>
	<p>Baseus PicoGo AM41 10000mAh Magnetic Wireless Power Bank Quick Start Guide</p> <p>Learn how to use the Baseus PicoGo AM41 10000mAh magnetic wireless power bank with 27W PD fast charging. This guide covers product overview, features, charging methods, specifications, and important precautions for your Qi2 certified device.</p>
	<p>Baseus Magnetic Wireless Fast Charging Power Bank 10000mAh 20W User Manual</p> <p>User manual for the Baseus PPCXZ1002 magnetic wireless fast charging power bank. Details include 10000mAh capacity, 20W wired and 15W wireless charging, safety precautions, and usage instructions.</p>
	<p>Baseus Magnetic Pocket Wireless Fast Charge Power Bank 10000mAh (PPCX010201) - User Manual & Specifications</p> <p>Official user manual and specifications for the Baseus Magnetic Pocket Wireless Fast Charge Power Bank 10000mAh (Model PPCX010201). Learn about product features, specifications, operation, safety warnings, and compliance information.</p>
	<p>Baseus Magnetic Mini Wireless Fast Charge Power Bank 10000mAh 20W User Manual</p> <p>User manual for the Baseus Magnetic Mini Wireless Fast Charge Power Bank 10000mAh 20W, detailing product specifications, operation instructions for wired and wireless charging, safety warnings, and environmental compliance.</p>

