

BUGANI B06-Black

BUGANI Open Ear Headphones User Manual

Model: B06-Black

1. INTRODUCTION

Thank you for choosing BUGANI Open Ear Headphones. This manual provides essential information for setting up, operating, maintaining, and troubleshooting your new headphones. Please read it carefully before use to ensure optimal performance and longevity of your device.



Image 1.1: BUGANI Open Ear Headphones and Charging Case. The image displays the two open-ear headphones, one showing the outer metallic finish and the other showing the inner ear-hook design, alongside their transparent-lidded charging case.

2. What's in the Box

- BUGANI Open Ear Headphones (Left and Right)
- Charging Case
- 1 x Type-C Charging Cable
- User Manual (this document)

3. SETUP

3.1 Charging the Headphones and Case

Before first use, fully charge the headphones and the charging case. Connect the provided Type-C charging cable to the charging port on the case and a USB power source.

- The charging case takes approximately 1-2 hours to fully charge.
- A single charge provides up to 6 hours of playtime for the headphones.
- The charging case provides an additional 24 hours of battery life, totaling up to 30 hours of playtime.



Image 3.1: Headphones in charging case with battery life indicators. The image shows the open charging case with the headphones inside, displaying a digital battery percentage on the case. A smartphone next to it illustrates music playback, emphasizing the 30-hour total playtime.

3.2 Pairing with Your Device

The BUGANI Open Ear Headphones utilize Bluetooth 5.3 for a stable and fast connection.

1. Open the charging case. The headphones will automatically enter pairing mode.
2. On your device (smartphone, computer, TV), go to Bluetooth settings.
3. Search for available devices and select "BUGANI OpenFit" from the list.
4. Once connected, you will hear an audio prompt, and the headphones will be ready for use.

The headphones support a Bluetooth range of up to 10 meters (33 feet).



Image 3.2: One-Step Auto Pairing. This image illustrates the simple pairing process, showing the headphones in their open case, a Bluetooth 5.3 icon, and a smartphone screen displaying the "BUGANI OpenFit" device as connected in its Bluetooth settings.

4. OPERATING INSTRUCTIONS

4.1 Wearing the Headphones

The BUGANI Open Ear Headphones feature a true open-ear design, resting gently and securely on your ears without entering the ear canal. This design reduces stress and potential hearing loss from extended wear, providing an incredibly comfortable experience.



True Open-Ear Design
Extremely comfortable fit, feel the music, not your earbuds



Reduce Hearing Loss



Comfort & Secure Fit



30 hrs Playtime



Powerful Audio



Clear Calls



IPX5

Image 4.1: True Open-Ear Design. A woman is shown wearing the open-ear headphones, with visual representations of sound waves emanating from the earbuds, highlighting the comfortable and secure fit.

4.2 Smart Touch Controls

The headphones are equipped with intuitive touch controls for media playback and call management.

Action	Control	Description
Volume Up	Tap Right earbud x2	Increases audio volume.
Volume Down	Tap Left earbud x2	Decreases audio volume.
Previous Track	Tap Left earbud x3	Plays the previous song.
Next Track	Tap Right earbud x3	Plays the next song.

Action	Control	Description
Play/Pause	Tap R/L earbud x1	Toggles playback.
Answer/End Call	Tap R/L earbud x1	Answers an incoming call or ends an active call.
Reject Call	Tap R/L earbud for 2s	Rejects an incoming call.
Activate Voice Assistant	Tap Left earbud for 2s	Activates your device's voice assistant (e.g., Siri, Google Assistant).



Image 4.2: Smart Touch Control. This diagram visually represents the various touch gestures on the earbuds for controlling volume, track selection, call management, and voice assistant activation.

4.3 Crystal Clear Calls

The headphones feature built-in dual microphones with Environmental Noise Reduction (ENC) technology. This technology monitors surrounding sounds and generates an opposite signal to reduce background noise, ensuring clear hands-free calls.



Crystal Clear Call

Enjoy clear hands-free calling and immerse in the music!

Image 4.3: Crystal Clear Call. A man is shown outdoors, smiling and looking at his phone while wearing the headphones, with a visual representation of clear sound transmission, indicating high-quality call performance.

4.4 Immersive Stereo Sound

Equipped with 16mm vibrating diaphragm speaker drivers, these Bluetooth headphones deliver pure balanced audio and clarity across all music genres, providing an immersive stereo sound experience.



Immersive Stereo Sound

Large 16mm dynamic drivers for deep bass and 360° superior sound

Image 4.4: Immersive Stereo Sound. A man is shown relaxing with his eyes closed, wearing the headphones, with colorful sound wave graphics around his ear, illustrating the immersive audio experience.

5. MAINTENANCE

5.1 Cleaning

To maintain optimal performance and hygiene, regularly clean your headphones and charging case. Use a soft, dry, lint-free cloth. Do not use abrasive cleaners, alcohol, or chemical solvents.

5.2 Water Resistance

The headphones are rated IPX5 waterproof, meaning they are protected from sweat, splashes, and light rain. They are not designed for submersion in water. Ensure the charging port is dry before charging.



Image 5.1: IPX5 Waterproof. A man is shown pouring water over his head during an activity, wearing the headphones, with an inset image of the headphones on a wet surface, demonstrating their resistance to sweat and splashes.

6. TROUBLESHOOTING

If you encounter issues with your BUGANI Open Ear Headphones, please refer to the following common solutions:

6.1 No Sound or Intermittent Connection

- Ensure the headphones are fully charged.
- Check that Bluetooth is enabled on your device and the headphones are connected.
- Move your device closer to the headphones to ensure you are within the 10-meter Bluetooth range.
- Try disconnecting and re-pairing the headphones with your device.
- Restart both your device and the headphones.

6.2 Only One Earbud Working

- Place both earbuds back into the charging case, close the lid, and wait for a few seconds.
- Open the case again to allow them to re-establish connection with each other and your device.
- Ensure both earbuds have sufficient charge.
- If the issue persists, try resetting the headphones (refer to manufacturer's website for specific reset instructions if not detailed here).

6.3 Headphones Not Charging







- Ensure the charging cable is securely connected to both the case and the power source.
- Try using a different Type-C charging cable and/or a different USB power adapter.
- Check the charging contacts on the headphones and inside the case for any debris or obstruction. Clean gently with a dry cotton swab if necessary.

7. SPECIFICATIONS

Feature	Specification
Model Name	BUGANI OpenFit
Model Number	B06-Black
Connectivity Technology	Wireless (Bluetooth)
Bluetooth Version	5.3
Bluetooth Range	10 Meters
Audio Driver Size	16 Millimeters
Frequency Range	20 Hz - 20,000 Hz
Headphone Battery Life	Up to 6 Hours (single charge)
Total Playtime (with case)	Up to 30 Hours
Charging Case Charging Time	1-2 Hours
Water Resistance Level	IPX5 (sweat, splashes, light rain resistant)
Microphones	Built-in Dual Microphones with ENC
Control Type	Touch Control
Material	Silicone
Item Weight	5 ounces

8. WARRANTY AND SUPPORT

BUGANI products are designed and manufactured to the highest quality standards. For warranty information and customer support, please refer to the warranty card included with your product or visit the official BUGANI website. If you experience any issues not covered in this manual, please contact BUGANI customer service for assistance.

 BUGANI Free B10 OPEN-EAR HEADPHONE <small>AIR CONDUCTION WIRELESS HEADPHONES</small> USER MANUAL 	BUGANI Free B10 Open-Ear Headphone User Manual User manual for the BUGANI Free B10 Open-Ear Wireless Headphones, covering product overview, power, charging, pairing, volume control, call functions, music playback, wearing instructions, voice control, factory reset, indicator lights, and warranty information.
 BUGANI Free B15 OPEN-EAR HEADPHONE <small>AIR CONDUCTION WIRELESS HEADPHONES</small> USER MANUAL 	BUGANI Free B15 Open-Ear Wireless Headphones User Manual Comprehensive user manual for the BUGANI Free B15 open-ear, air conduction wireless headphones. Includes product overview, setup, operation, controls, indicator guide, warranty information, and regulatory compliance statements.
	BUGANI B09 Wireless Earbuds Quick Start Guide A quick start guide for the BUGANI B09 wireless in-ear earbuds, covering setup, features, controls, and warranty information.
	BUGANI BH21022 Wireless Earphones User Manual Comprehensive user manual for BUGANI BH21022 wireless earphones, detailing product features, setup instructions, controls, warranty information, and compliance statements. Features a collaboration with Lamborghini.