



[Manuals.plus](#) /

› [Jarvisen](#) /

› Jarvisen Language Translator Device User Manual

Jarvisen JT-2-BLACK

Jarvisen Language Translator Device User Manual

Model: JT-2-BLACK

1. INTRODUCTION

The Jarvisen Language Translator Device is a portable, two-way instant voice and photo translator designed to facilitate communication across language barriers. It supports 108 languages for voice translation and 50 languages for photo translation, offering both online and offline capabilities. This manual provides essential information for setting up, operating, and maintaining your device.



Image: Jarvisen Language Translator Device, showcasing its sleek design and user interface.

2. SAFETY INFORMATION

Please read all safety instructions carefully before using the device.

- Do not dent or puncture the device.
- Keep the device away from water and excessive moisture.
- Avoid exposing the device to extreme temperatures.

- Do not attempt to disassemble or repair the device yourself. Refer to qualified service personnel.

3. PRODUCT FEATURES

- **Two-Way Language Translator:** Supports 108 languages for voice translation and 50 languages for photo translation.
- **Instant Translation:** Achieves up to 96% accuracy with a 0.5s response time, powered by leading online and iFLYTEK offline translation engines.
- **Offline Language Translation:** Includes 18 pairs of offline language packs, allowing translation without an internet connection.
- **High Performance Spanish Translation:** 96% accuracy for Spanish translation, supporting online and offline translation from Spanish to English.
- **Free Mobile Data:** Built-in 2-year global mobile data for use while traveling, no additional data purchase or SIM card required.
- **Extended Battery Life:** Equipped with a 2,000mAh battery, offering up to 6 hours of continuous translation and 10-day standby time. Fully charges in 90 minutes.
- **Pocket-Sized Design:** Slim and portable, ideal for business communication, travel, and language learning.

Why Choose Jarvisen Translator 2



2 Buttons
Operation



96%
Accuracy



<0.5s
Response Time



Free Global
Internet



108 Languages
& Accents



Long Battery
Life



5-Way Network
Connection



Image: Key features of the Jarvisen Translator 2, including 2-button operation, 96% accuracy, 0.5s response time, free global internet, 108 languages, long battery life, and 5-way network connection.

Effortless Communication

Up to
96%
Accuracy

Less than
0.5s
Response



Image: Visual representation of the translator's instant response and high accuracy, powered by an Octa-Core Processor and Smart Noise Reduction.

4. PACKAGE CONTENTS

Upon opening your Jarvisen Translator 2 package, you should find the following items:

- Jarvisen Translator 2 Device
- Type-C Cable
- Protective Case
- SIM Pin
- User Manual (this document)

5. DEVICE LAYOUT

Familiarize yourself with the physical components of your Jarvisen Translator 2:

Instant Language Translator

96%
ACCURACY

0.5s
RESPONSE



Octa-Core Processor

Smart Noise Reduction

*Powered by the world's multiple leading translation engines and iFLYTEK Advanced Artificial intelligence technology.

Image: Front and side views of the Jarvisen Translator, highlighting its buttons and ports.

The device typically features:

- **Touchscreen Display:** For navigation and displaying translations.
- **Power Button:** Located on the side, used to turn the device on/off and wake/sleep the screen.
- **Volume Buttons:** Located on the side, for adjusting audio output.
- **Microphones:** Integrated for voice input.
- **USB-C Port:** For charging and data transfer.
- **SIM Card Slot:** For optional SIM card insertion (though global data is built-in).

6. SETUP

Follow these steps to set up your Jarvisen Translator 2 for first use:

1. **Initial Activation:** The device comes with 2-year free global mobile data. This service is activated automatically upon startup, allowing immediate use without Wi-Fi or SIM card setup.
2. **Charging:** Before first use, fully charge the device using the provided Type-C cable. A full charge takes approximately 90 minutes.
3. **Language Selection:** On the device's home screen, select your desired source and target languages for translation.
4. **Downloading Offline Language Packs:** For offline translation, navigate to the settings menu and download the required language pairs. The device supports 18 pairs for offline use.

40% More Languages for Widely Use




Image: The device screen displaying options for operation assistance, records export, global internet, and settings, indicating ease of setup.

7. OPERATING INSTRUCTIONS

7.1. Voice Translation (Online & Offline)

The Jarvisen Translator 2 offers seamless two-way voice translation:

1. Ensure your desired source and target languages are selected on the main screen.

2. Press and hold the corresponding microphone button for your language.
3. Speak clearly into the device's microphone.
4. Release the button. The device will process your speech and provide an instant translation in the selected target language, both audibly and on screen.

Video: Demonstrates instant translation support for 108 languages, highlighting the device's speed and accuracy in real-time voice translation.

Video: Showcases the device's accurate French translations, emphasizing its reliability for specific language pairs.

Video: Illustrates the high translation accuracy and quick response times of the device, demonstrating its efficiency in real-time communication.

7.2. Photo Translation

For translating text from images:

1. Select the photo translation mode on the device.
2. Point the device's camera at the text you wish to translate (e.g., menus, signs).
3. Capture the image. The device will analyze the text and display the translation on screen.

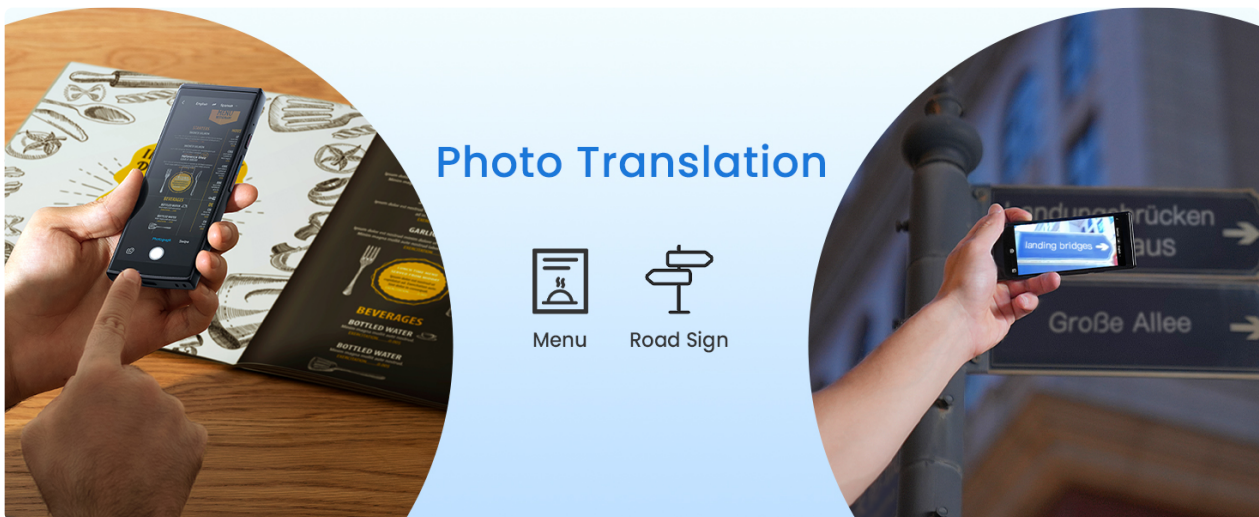


Image: The device demonstrating its photo translation capability for menus and road signs, showing practical applications.

Video: Illustrates how to capture and translate text with precision using the device's photo translation feature.

7.3. Offline Translation

The device supports offline translation for 18 language pairs. To use this feature:

- Ensure you have downloaded the necessary offline language packs via the settings menu when connected to the internet.
- Once downloaded, the device can perform translations for these pairs without any network connection.

Supports 20 Spanish Accents



Argentina

Dominican Republic

Honduras

Puerto Rico

Bolivia

Cuba

Mexico

Spain

Chile

Ecuador

Panama

US

Colombia

Equatorial Guinea

Paraguay

Uruguay

Costa Rica

Guatemala

Peru

Venezuela

Image: The device highlighting its offline translation capability with 18 pre-installed language pair packs, useful for areas without internet access.

18 Pairs Offline Language

EN ↔ ES FR CN JP KR RU

CN ↔ EN JP KR RU FR ES
DE IT PT AR VN TH HIN




Image: Comparison showing the availability of 18 offline language pairs with the Jarvisen Translator, emphasizing its utility in environments without network access.

7.4. Network Connection Options

While the device includes 2-year free global mobile data, it also supports other connection methods:

- **Wi-Fi:** Connect to available Wi-Fi networks for online translation.
- **Hotspot:** Connect to a mobile hotspot from your smartphone.
- **Bluetooth:** For connecting to compatible audio devices.
- **SIM Card:** An optional physical SIM card can be inserted.
- **eSIM:** The built-in eSIM provides the 2-year free global mobile data.

Competent In Various Scenarios



Travel Aboard



Foreign Language Learning



Business Meeting



Make Foreign Friends

Image: Diagram illustrating the five network connection options: Wi-Fi, Hotspot, Bluetooth, SIM Card, and eSIM, ensuring versatile connectivity.

5-Way Network Connection

2-Year Free Global Mobile Data



WIFI



Hotspot



Bluetooth



SIM Card



eSIM



Image: The device showcasing its 5-way network connection capabilities, including Wi-Fi, Hotspot, Bluetooth, SIM Card, and eSIM, with emphasis on the 2-year free global mobile data.

Video: An unboxing and test video by Gizmochina, providing a practical overview of the device's features and functionality.

8. BATTERY INFORMATION

The Jarvisen Translator 2 is equipped with a powerful 2,000mAh battery, providing reliable performance for extended periods.

- **Continuous Translation:** Up to 6 hours of active use.
- **Standby Time:** Up to 10 days.
- **Charging Time:** Approximately 90 minutes for a full charge using the provided Type-C cable.

2-Year Free Global Mobile Data

5-way network connection



WIFI



Hotspot



Bluetooth



SIM Card



eSIM



eSIM card is included and will be activated when the device is turned on.

Image: A graphic illustrating the long battery life of the Jarvisen Translator, detailing 6 hours of continuous translation, 10 days of standby, and 90 minutes for a full charge.



2000mAh Large Battery Capacity

6 Hours
Continuous Translation

10 Days
Long Standby

90 Mins
Fully Charged

Image: Visual representation of the 2000mAh large battery capacity, emphasizing its endurance for continuous translation and long standby times.

9. TROUBLESHOOTING

If you encounter issues with your Jarvisen Translator 2, consider the following common solutions:

- **No Translation/Incorrect Translation:**

- Ensure a stable internet connection (Wi-Fi, Hotspot, or global mobile data).
- Verify that the correct source and target languages are selected.
- Speak clearly and at a moderate pace.
- If using offline mode, confirm that the required language packs are downloaded and up to date.

- **Device Not Responding:**

- Press and hold the power button to restart the device.
- Ensure the device is charged. Connect it to the charger and wait a few minutes before attempting to power it on again.

- **Poor Audio Quality:**

- Check for any obstructions covering the microphones or speakers.
- Adjust the volume settings.
- Ensure you are in a quiet environment to minimize background noise.

Video: Highlights the benefit of barrier-free communication, demonstrating how the translator helps in making new friends and overcoming language obstacles.

10. SPECIFICATIONS

Attribute	Detail
Product Dimensions	5.5 x 2.2 x 0.4 inches

Item Weight	4.6 ounces
Item Model Number	JT-2-BLACK
Batteries	1 Lithium Ion battery required (included)
Manufacturer	Jarvisen
Country of Origin	China
Date First Available	August 10, 2023

11. WARRANTY AND SUPPORT

Your Jarvisen Translator 2 comes with a comprehensive warranty and dedicated customer support:

- **Warranty:** A worry-free 12-month warranty is included with your purchase.
- **Protection Plans:** Additional protection plans are available for purchase, including 3-Year and 4-Year options, as well as a monthly Complete Protect plan.
- **Customer Service:** For any inquiries or assistance, please contact the iFLYTEK Flagship Store, the seller of this product.
- **User Manuals:** Digital versions of the User Manual and User Guide are available for download:[User Manual \(PDF\)](#), [User Guide \(PDF\)](#).