COOAU C4 Pro/ZY-Q1

COOAU Outdoor Wireless Security Camera User Manual

Model: C4 Pro/ZY-Q1
Brand: COOAU

1. Introduction

Thank you for choosing the COOAU Outdoor Wireless Security Camera. This manual provides detailed instructions for setting up, operating, and maintaining your camera to ensure optimal performance and security for your property. This advanced security camera features 5MP ultra-high definition, AI human detection, and solar power for continuous operation, offering reliable surveillance day and night.

2. Package Contents

Please check the package to ensure all items are present:

- 1 x Security Camera
- 1 x Solar Panel
- 1 x Outdoor Stand
- 1 x USB Cable
- 1 x Reset Pin
- 6 x Rubber Plugs, Screws
- 1 x Japanese Instruction Manual (Refer to this for additional details)

3. Product Overview

The COOAU Outdoor Wireless Security Camera is a compact and robust device designed for outdoor surveillance. It integrates a camera unit with a separate solar panel for flexible placement and continuous power. The camera features a lens, LED lights for night vision, a PIR motion sensor, and a microphone/speaker for two-way audio.



Figure 3.1: COOAU Outdoor Wireless Security Camera with Solar Panel

4. Setup Guide

4.1 Easy Installation

The camera is designed for quick and simple setup, often taking less than a minute for initial mounting. Its battery-powered and wireless design eliminates the need for complex wiring.



Figure 4.1: Easy 1-Minute Installation: This battery-powered security camera is designed for quick and simple setup.

4.2 Mounting the Camera and Solar Panel

Choose a suitable location for your camera and solar panel. The camera can be mounted on walls, eaves, or windowsills. Ensure the solar panel receives adequate sunlight throughout the day for optimal charging. The 3-meter solar cable provides flexibility in positioning the solar panel separately from the camera.



Figure 4.2: Continuous Solar Power: The included solar panel provides permanent power, ensuring 365 days of uninterrupted operation.



Figure 4.3: Flexible Mounting: The camera can be easily mounted and adjusted for optimal viewing angles.

4.3 App Download and Pairing

Download the official COOAU app on your smartphone or tablet (iOS/Android compatible). Follow the in-app instructions to pair your camera. Ensure your Wi-Fi network is 2.4GHz, as the camera only supports this frequency.



Figure 4.4: QR Code Setup: Scan the QR code with your camera to quickly pair it with the app.

4.4 Wi-Fi Signal Optimization

The camera features a Wi-Fi reception status measurement function to visualize signal strength. Use this to identify the best placement for optimal communication speed and stability within your home.



Figure 4.5: Wi-Fi Signal Strength: Optimize camera placement for the strongest Wi-Fi signal.

5. Operating Instructions

5.1 High-Resolution Video & Night Vision

The camera captures video in 2592*1944P (5MP) resolution, providing clear and detailed images. It supports both black-and-white infrared night vision and full-color night vision, with a range of up to 15 meters.



Figure 5.1: 5MP Ultra-High Resolution: Capture clear and detailed images with 5 million pixels, providing strong evidence for incident resolution.



Figure 5.2: Advanced Night Vision: With 15-meter night vision and 150LM brightness, the camera provides clear surveillance even in complete darkness.



Figure 5.3: Night Color Vision: The camera supports full-color night vision for enhanced detail.

5.2 AI Human Detection & Recording

Equipped with a PIR human sensor and AI image analysis, the camera accurately distinguishes human movements from other objects (pets, vehicles, packages) with 99% accuracy, reducing false alarms. When motion is detected, the camera immediately records and sends an alert with a photo to your smartphone.



Figure 5.4: AI Human Detection: Advanced PIR sensor and AI image analysis reduce false alarms from non-human movements, accurately identifying human activity.

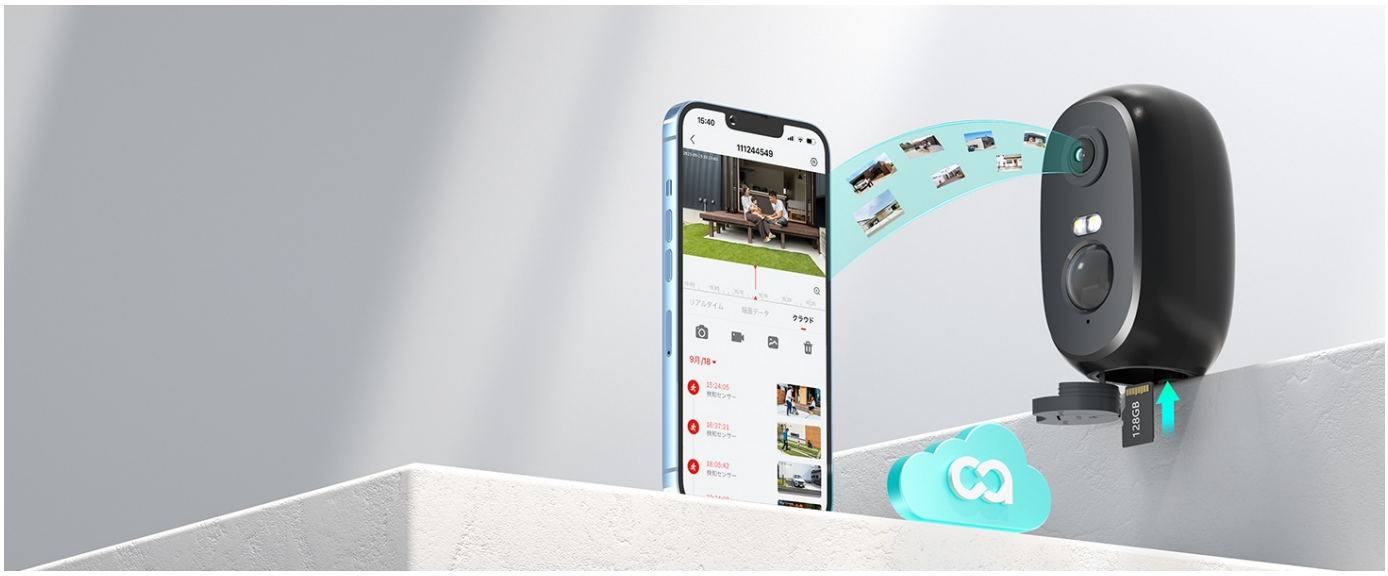

Figure 5.5: Instant Motion Detection: Receive immediate alerts when motion is detected.

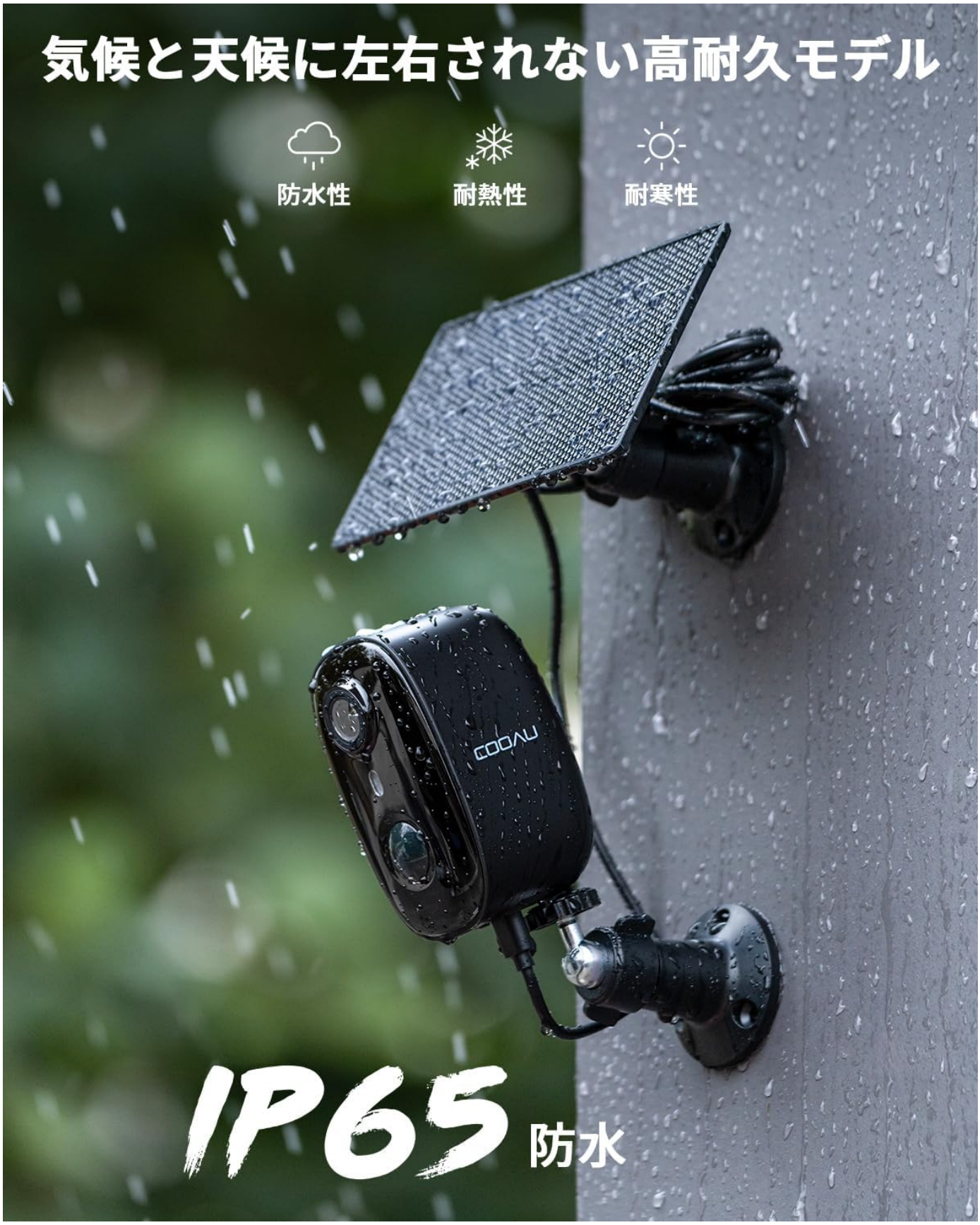

Figure 5.6: Efficient Recording and Playback: Supports local storage (up to 128GB microSD) and free 6-second cloud recording, with 4x speed playback for quick review.

5.3 Two-Way Audio & Family Sharing

The camera features a built-in 360° omnidirectional microphone and speaker with low-noise reduction technology, enabling smooth two-way communication. You can speak to visitors or delivery personnel in real-time through the app. The sharing function allows multiple family members to view the camera feed simultaneously on their smartphones.



Figure 5.7: Two-Way Audio and Family Sharing: Communicate with visitors in real-time and share camera access with multiple family members.



Figure 5.8: Live Two-Way Talk: Interact with people at your door from anywhere.



Figure 5.9: Remote Monitoring and Family Sharing: Stay connected with your loved ones and monitor your home from afar.

5.4 Alexa Compatibility

The camera is compatible with Alexa. Simply link it to your Alexa device and use voice commands like "Alexa, show me the front door" to view the camera feed, even when your hands are busy.



Figure 5.10: Alexa Integration: Conveniently view camera footage using voice commands.

5.5 Scheduled Recording

You can set up scheduled recording times to detect motion only during specific periods, which helps to significantly extend battery life.



Figure 5.11: Scheduled Recording: Configure specific times for motion detection to optimize battery usage.

6. Maintenance

6.1 IP65 Weatherproof Design

The camera is certified with an IP65 waterproof rating, making it highly resistant to outdoor elements such as strong winds, heavy snow, and rain. This ensures reliable operation in various weather conditions.



Figure 6.1: IP65 Weatherproof Design: Built to withstand harsh outdoor conditions, including strong winds, snow, and rain.



Figure 6.2: All-Weather Durability: The camera operates reliably in temperatures from -10°C to 50°C.

6.2 Battery Life Optimization

The camera features a high-performance battery chip designed to prevent overcharging, over-discharging, and overheating, ensuring a longer battery lifespan. Regular exposure to sunlight for the solar panel is crucial for continuous operation.



Figure 6.3: Extended Battery Life: Our product's battery is designed for a longer lifespan compared to others.

7. Troubleshooting

If you encounter any issues with your COOAU Security Camera, please consider the following:

- **No Power/Charging Issue:** Ensure the solar panel is clean and receiving direct sunlight. Check the connection between the solar panel and the camera.
- **Offline Camera:** Verify your Wi-Fi network is active and the camera is within range. Use the in-app Wi-Fi signal strength indicator to check connectivity. Ensure your Wi-Fi is 2.4GHz.
- **False Alarms:** Adjust the motion detection sensitivity settings in the app. Ensure AI human detection is enabled to filter out non-human movements.
- **Poor Video Quality:** Check for any obstructions on the camera lens. Ensure the camera is clean. Verify your Wi-Fi connection is stable.

- **Two-Way Audio Issues:** Check the microphone and speaker settings in the app. Ensure there are no physical obstructions blocking the microphone or speaker on the camera.

For further assistance, please refer to the contact information in the Warranty & Support section.

8. Specifications

Feature	Specification
Video Capture Resolution	2592*1944P (5MP)
Color	Black
Wireless Communication Technology	Wi-Fi (2.4GHz only)
Field of View	130 degrees
Mounting Type	Wall-Mounted
Night Vision Range	15 meters
Product Dimensions (LxWxH)	5.3 x 10.5 x 5.7 cm
Product Model Number	C4 Pro/ZY-Q1
Product Weight	530 g
Light Source	Infrared / White LED
Battery Type	Lithium Ion
Recommended Use	Outdoor Security
Connectivity Technology	Wireless
Special Features	15M Night Vision, Night Vision, Siren Alarm, 5MP Image Sensor, Human Detection, Two-Way Audio, IP65 Weather Resistance, Video Recording, Automatic Upload
Indoor/Outdoor Use	Outdoor
Compatible Devices	Smartphone, Tablet
Power Source	Solar Powered / Battery Powered
Control Type	iOS/Android/Tablet/Alexa

9. Warranty and Support

COOAU is committed to 100% high quality and reliability. Your security camera comes with a**24-month warranty period**. Additionally, a special **12-month extended warranty plan** is available.
For any pre-purchase consultations, product inquiries, or in the unlikely event of a defect, new product exchanges or refunds are available. Please feel free to contact our official customer support:

- **Email:** support-jp@cooau.com
- **Business Hours:** Monday - Friday, 9:00 - 18:00 (Japan Standard Time)
- You can also contact the seller directly through your Amazon order history.

We also provide reference videos for initial setup and installation to assist beginners.



Figure 9.1: Customer Support and Warranty Information

© 2025 COOAU. All rights reserved.

Ask a question about this manual

Ask about setup, troubleshooting, compatibility, parts, safety, or missing instructions. Manuals+ will review the question and use this page's manual context to help answer it.

Name

Anonymous

Email

you@example.com

After a successful submission, we securely hash the supplied account or form email before sending it to Microsoft Advertising for conversion attribution. Privacy details.

Question

Example: How do I reset this device or fix this error?

Details

Model number, symptoms, what you tried, or the section of the manual you are using.

Submit question