

CODi A04618

CODi CLARO Wired Stereo Dual Ear Headset w/AI ENC Microphone User Manual

Model: A04618

INTRODUCTION

This manual provides comprehensive instructions for the CODi CLARO Wired Stereo Dual Ear Headset with AI ENC Microphone, Model A04618. This headset is engineered for superior audio clarity during calls, particularly in environments with significant background noise such as offices or call centers. Its design prioritizes vocal clarity by effectively filtering out ambient sounds, ensuring efficient and clear communication.



Image: The CODi CLARO Wired Stereo Dual Ear Headset, featuring a black design with an adjustable headband, earcups, and a flexible microphone boom. A USB-A connector is visible on the cable.

PRODUCT FEATURES

- **Advanced ENC (Environmental Noise Cancellation) Technology:** Reduces background noise and enhances sound and vocal clarity. This technology uses the microphone to detect and cancel out ambient sounds, focusing on the speaker's voice for clear communication.
- **Ambidextrous Design:** Offers flexibility for both left-handed and right-handed users, allowing for comfortable and optimal positioning of the microphone and controls.
- **Integrated Controls:** Allows direct adjustment of volume levels and management of incoming calls from the headset, providing a seamless and hands-free experience.
- **Adjustable and Comfortable Fit:** Designed for extended wearing comfort, reducing strain or discomfort during prolonged use.
- **Plush Ear Cushions:** Provides enhanced comfort by softly padding the ears, minimizing pressure and fatigue during long listening sessions.

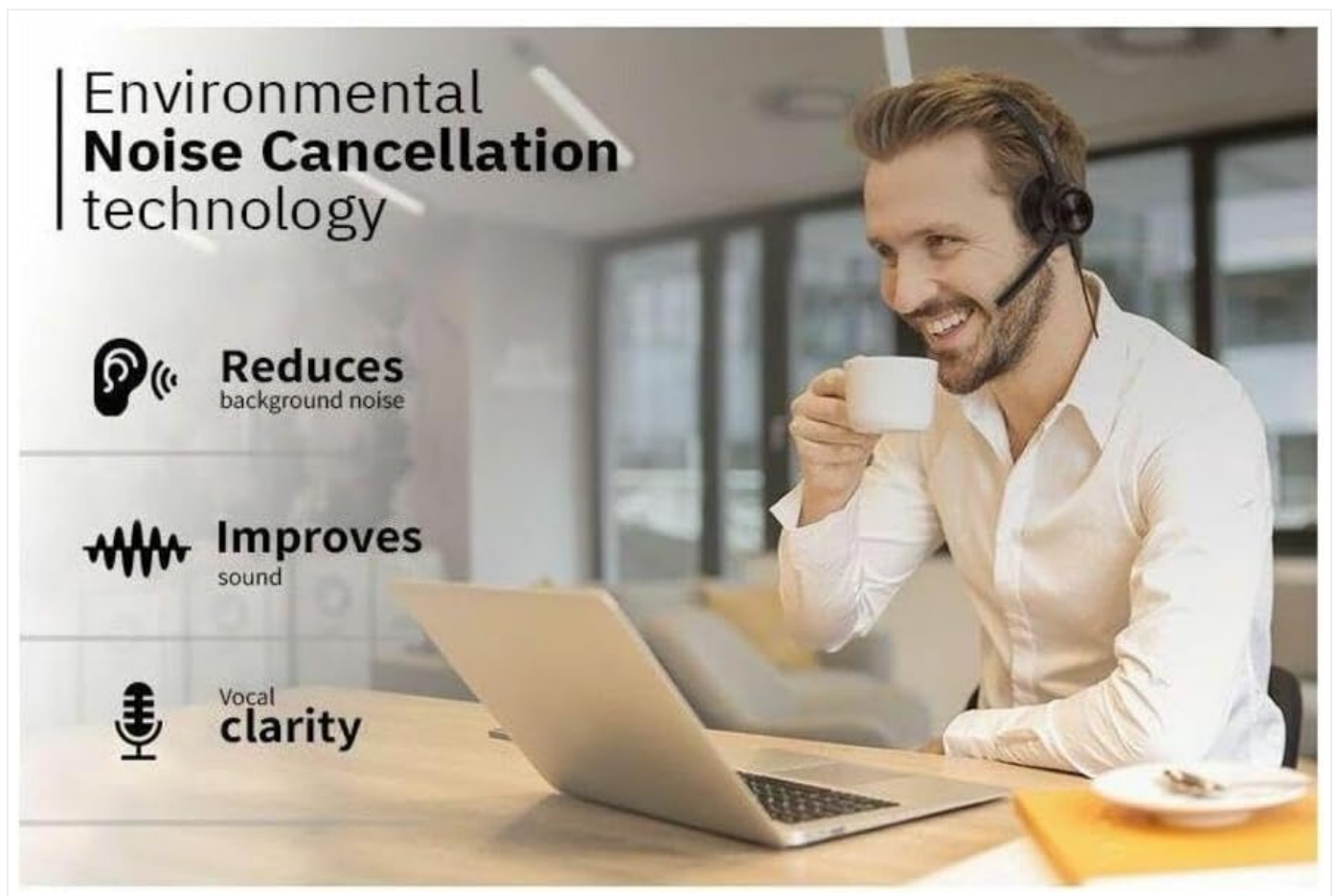


Image: An illustration highlighting the Environmental Noise Cancellation (ENC) technology, showing icons for "Reduces background noise," "Improves sound," and "Vocal clarity." A person is shown wearing the headset while working on a laptop.



Image: A close-up of the headset's earcup and headband, illustrating its comfortable design with text indicating "Lightweight construction," "Adjustable headband," and "Plush ear cushions."

SETUP

1. **Unpack the Headset:** Carefully remove the CODi CLARO headset from its packaging. Ensure all components are present.
2. **Connect to Device:** The headset features a wired connection.
 - For devices with a USB-A port, connect the headset's USB-A connector directly into an available USB-A port on your computer (PC, Laptop) or compatible smartphone (with adapter, if needed).
 - For devices with a USB-C port, use the included USB-A to USB-C adapter (if applicable, based on image) to connect the headset to your device.
3. **System Recognition:** The headset is plug-and-play. Your operating system (Windows, macOS, Linux, Android) should automatically detect and install the necessary drivers. This process typically takes a few seconds.
4. **Select as Audio Device:** After connection, you may need to select the "CODi CLARO Headset" as your default audio input (microphone) and output (speaker) device in your computer's sound settings or within your communication application (e.g., Zoom, Microsoft Teams, Skype).



Image: The CODi CLARO headset displayed alongside its wired connection options, showing both a USB-A cable and a USB-C adapter, illustrating its versatile connectivity.

OPERATING INSTRUCTIONS

Wearing the Headset

- **Adjust Headband:** Extend or retract the headband to ensure a comfortable and secure fit over your head. The earcups should rest comfortably over your ears.
- **Position Microphone:** Rotate the microphone boom arm to position the microphone approximately 1-2 inches (2.5-5 cm) from the corner of your mouth. The flexible boom allows for precise positioning. The microphone can be rotated for use on either the left or right side.

Using the In-line Controls

The CODi CLARO headset features an in-line control unit for easy management of audio and calls.

- **Volume Up/Down:** Use the '+' and '-' buttons on the control unit to increase or decrease the listening volume.
- **Mute Microphone:** Press the microphone icon button to mute or unmute your microphone. An indicator light (if present) on the control unit may show the mute status.
- **Call Answer/End:** Press the call button (often depicted as a phone icon) to answer an incoming call or end an active call.

MAINTENANCE

- **Cleaning:** Use a soft, dry cloth to wipe down the headset, earcups, and microphone boom. Do not use liquid cleaners or abrasive materials.
- **Storage:** When not in use, store the headset in a clean, dry place away from extreme temperatures and direct sunlight. Avoid tangling the cable.
- **Cable Care:** Do not pull on the cable to disconnect the headset. Always grasp the connector itself. Avoid sharp bends or kinks in the cable.
- **Avoid Moisture:** The headset is not water resistant. Keep it away from liquids and high humidity.

TROUBLESHOOTING

Problem	Possible Cause	Solution
No audio from headset.	Headset not properly connected or selected as default device.	Ensure the USB connector is fully inserted into the port. Check your computer's sound settings and set the CODi CLARO headset as the default playback device. Increase the volume using the in-line controls and your computer's volume settings.
Microphone not working.	Microphone muted or not selected as default input device.	Press the mute button on the in-line control to unmute the microphone. Check your computer's sound settings and set the CODi CLARO headset as the default recording device. Ensure the microphone boom is positioned correctly.
Sound quality is poor or distorted.	Incorrect audio settings or interference.	Ensure the headset is connected to a functioning USB port. Try connecting the headset to a different USB port or another device to rule out port issues. Check for any conflicting audio software or drivers on your computer.
Headset is uncomfortable.	Improper fit.	Adjust the headband length until the earcups sit comfortably over your ears without excessive pressure. Ensure the ear cushions are properly aligned.

SPECIFICATIONS

Feature	Detail
Model Name	Wired Stereo Dual Ear Headset w/ ENC Microphone
Model Number	A04618
Brand	CODi
Connectivity Technology	Wired (USB-A)
Ear Placement	Over Ear
Form Factor	Over Ear

Feature	Detail
Color	Black
Specific Uses For Product	Calling, Office, Call Center, PC, Notebook, Smartphone
Compatible Devices	PCs, Laptops, Smartphones
Control Type	Media Control
Cable Feature	Retractable
Water Resistance Level	Not Water Resistant
Frequency Range	Up to 96 Hz
Special Features	Adjustable Headband, Comfortable, Environmental Noise Cancellation (ENC), Microphone Included, Plug and Play, Rotating Microphone
Item Weight	11.2 ounces
Package Dimensions	9.46 x 8.51 x 2.99 inches
Manufacturer	CODi
Date First Available	July 23, 2023

WARRANTY AND SUPPORT

For information regarding product warranty, please refer to the warranty card included with your product packaging or visit the official CODi website. Warranty terms and conditions may vary by region.





For technical support, troubleshooting assistance beyond this manual, or to inquire about replacement parts, please contact CODi Customer Service:

- **Website:** www.codi.com (Please check the official CODi website for the most current contact information.)
- **Email:** Refer to the website for support email addresses.
- **Phone:** Refer to the website for support phone numbers.


When contacting support, please have your product model number (A04618) and purchase date available.



Related Documents

	<p>CODi Acquisitions, LLC. - USA Agent for Service of Process - CLARO Bluetooth Headset</p> <p>Official designation of CODi Acquisitions, LLC. as the USA Agent for Service of Process for the CLARO Bluetooth+Wireless Stereo Headset, FCC ID: 2A7KX-A04619, Model: A04619. Includes applicant and agent obligations and contact details.</p>
	<p>CODi Aquila HD 1080P Fixed Focus Webcam - Product Overview & Specs</p> <p>Discover the CODi Aquila HD 1080P Fixed Focus Webcam (A05024). This webcam offers 1080p resolution, 30 FPS, a 90° field of view, and a built-in microphone, making it ideal for clear video conferencing. It features USB 2.0 connectivity and is compatible with Windows, Mac, and Chrome.</p>
	<p>CODi 10,000mAh PowerBank Charger with Quick Charge™</p> <p>Discover the CODi 10,000mAh PowerBank Charger with Quick Charge™ for fast, portable power. This slim charger offers up to 70 hours of battery, dual USB and USB-C output, and supports multiple charges for smartphones.</p>
	<p>CODi A04619 User Manual and FCC Compliance Information</p> <p>User manual and FCC compliance statement for the CODi A04619 device, detailing operational conditions and regulatory adherence.</p>

Documents - CODi – A04618



Wired Stereo Headset with Integrated ENC Microphone

This headset is designed for crystal clear audio calls while in a noisy office or call center environment. Specially designed to pick up on the frequency of the human voice, this headset delivers superior call quality. Work efficiently throughout the day without having to worry about call quality with this headset that promotes vocal clarity while removing audio clutter.

FEATURES

- CONNECT VIA INCLUDED USB-C TO USB-A CHARGING CABLE
- ENC ENVIRONMENTAL NOISE CANCELLATION MICROPHONE
- AMBIENT NOISE DESIGN
- VOLUME AND CALL CONTROL BUTTONS
- ADJUSTABLE HEADBAND & CUSHIONED EAR PAD FOR ADDED COMFORT
- COMPATIBLE WITH PC, LAPTOPS AND SMART- PHONES

PART NUMBER	COLOR	COMPATIBILITY
A04618	Black	USB-A enabled devices

FOR MORE INFORMATION

on this product or CODi's complete line of productivity solutions please visit:

CODiWorldwide.com

or call +1 800.263.4462

CODi Acquisitions, LLC
CODiAcq.com Park Drive, Suite 100 | Carroll Valley, PA 15009

[pdf] Accessories

Wired Stereo Dual Ear Headset w ENC Microphone CODi Worldwide A04618

WiredStereoHeadsetwENCMicrophone codiaquisitionllc box shared static

3b9wyyqvccdwdr1snlgv4dpdzkmws7mj utm source website medium |||

WORK SMARTER, THINK CODi. TECH ACCESSORY Wired Stereo Headset with Integrated ENC Microphone This ... FOR ADDED COMFORT - COMPATIBLE WITH PC, LAPTOPS AND SMART- PHONES PART NUMBER COLOR COMPATIBILITY **A04618** Black USB-A enabled devices FOR MORE INFORMATION on this product or CODi s complete line of ...

lang:en score:32 filesize: 198.01 K page_count: 1 document date: 2022-12-30