

## SwanScout 704S

# SwanScout 704S Dual Wireless Charging Station User Manual

Model: 704S | Brand: SwanScout

## INTRODUCTION

---

Thank you for choosing the SwanScout 704S Dual Wireless Charging Station. This device is designed to efficiently charge two Samsung Galaxy Watches and one pair of compatible wireless earbuds simultaneously. Please read this manual thoroughly before use to ensure proper operation and to maximize the product's lifespan.

## PRODUCT OVERVIEW

---

### What's in the Box:

- 1 x SwanScout 704S Dual Watch Charging Station
- 1 x Charging Cable (USB Type-C)
- 1 x User Manual

*Note: A QC3.0 charging adapter is recommended for fast charging but is not included.*

### Key Features:

- **Dual Watch Charging:** Charge two compatible Galaxy Watches simultaneously.
- **3-in-1 Design:** Supports simultaneous charging of two Galaxy Watches and one pair of wireless earbuds.
- **Magnetic and Wireless Charging:** Provides secure and efficient charging for watches.
- **Nightstand Mode Support:** Convenient for overnight charging and viewing time.
- **Multiple Protection:** Features heat dissipation, temperature protection, overcharge protection, and foreign object detection.

# Compatibility

## for Samsung Watches



Only for Galaxy Watch 8/  
8 Classic/Ultra (2025)/7/Ultra/6/  
6 Classic/5/5 Pro/4/4 Classic/3/  
Galaxy Watch Active 2/Active 1  
**(Not Compatible with Galaxy Watch 1/  
Gear S2/S2 Classic/S3/Gear Sport)**

## for Wireless Earbuds



For Galaxy Buds 3 Pro/3/  
2 Pro/Live/Buds+  
(Other earbuds that support  
wireless charging)



Figure 1: SwanScout 704S Dual Wireless Charging Station with devices.

## COMPATIBILITY

### Compatible Devices:

- **Samsung Galaxy Watches:**

- Galaxy Watch 8 Classic / Galaxy Watch 8 / Galaxy Watch Ultra
- Galaxy Watch 7 / Galaxy Watch 6 / Galaxy Watch 6 Classic
- Galaxy Watch 5 Pro / Galaxy Watch 5 / Galaxy Watch 4 / Galaxy Watch 4 Classic
- Galaxy Watch 3 / Galaxy Watch Active 2 / Galaxy Watch Active 1

- **Wireless Earbuds:**

- Galaxy Buds 3 Pro / Galaxy Buds 3 / Galaxy Buds 2 Pro / Live / Buds+
- AirPods Pro 2 / AirPods 3rd generation / AirPods 2 / AirPods 1 / AirPods Pro (with wireless charging case)
- Other earbuds that support wireless charging.

### Incompatible Devices:

This charging station is **NOT** compatible with the following models:

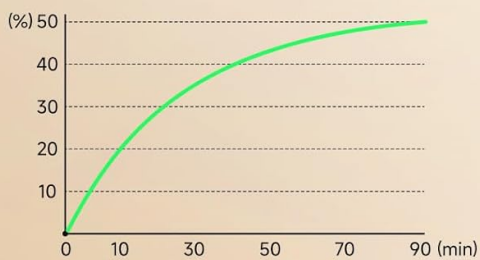
- Samsung Galaxy Watch 42mm / Galaxy Watch 46mm
- Gear S2 / Gear S2 Classic / Gear S3 / Gear S3 Classic / Gear S3 Frontier / Gear Sport

## Dual Watch Charging Station

### SwanScout




#### Charging status of Galaxy Watch 6 44mm after 90minutes

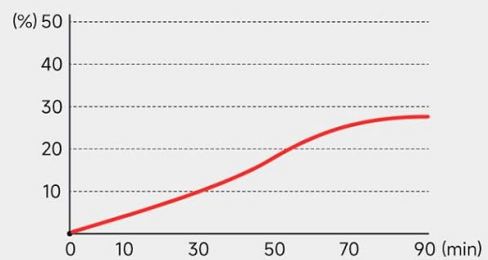


1. Charge both Galaxy Watches together
2. 3 in 1 Wireless Charger
3. Very efficient

### Others



#### Charging status of Galaxy Watch 6 44mm after 90minutes



1. Single charge
2. Messy charging cables

Figure 2: Compatibility overview for Samsung Watches and Wireless Earbuds.

## SETUP INSTRUCTIONS

1. **Unpack the Charger:** Carefully remove the SwanScout 704S charging station and its accessories from the packaging.
2. **Connect the Charging Cable:** Insert the USB Type-C end of the provided charging cable into the port on the back of the charging station.
3. **Connect to Power:** Plug the other end of the USB charging cable into a compatible power adapter. A QC3.0 adapter (18W or higher) is recommended for optimal charging performance. Ensure the adapter is plugged into a functional wall outlet.
4. **Placement:** Place the charging station on a flat, stable surface, such as a desk or nightstand.

# SwanScout 704S

## For Samsung Galaxy Watch/Buds



Figure 3: Connecting the SwanScout 704S to a power source.

## OPERATING INSTRUCTIONS

### Charging Your Devices:

1. **Charge Galaxy Watches:** Place your compatible Samsung Galaxy Watch onto one of the two magnetic charging pads. The watch will magnetically align and charging will begin automatically. The watch screen will typically display a charging indicator.
2. **Charge Wireless Earbuds:** Place your compatible wireless earbud case onto the flat charging pad at the base of the station. Ensure the case is centered on the charging area for optimal contact. An indicator light on the charging station may illuminate to confirm charging.
3. **Simultaneous Charging:** The SwanScout 704S is designed to charge two watches and one earbud case concurrently.
4. **Nightstand Mode:** When charging your Galaxy Watch, it may automatically enter Nightstand Mode, displaying the time and other essential information in a convenient orientation.

# Magnetic Alignment Charging



Stronger Magnetic  
Connection



Figure 4: Magnetic alignment charging for Galaxy Watches.

# Multiple Protection



Figure 5: SwanScout 704S in a nightstand setup.

## SAFETY INFORMATION

- Use only a compatible power adapter (QC3.0 or 18W recommended) to prevent damage and ensure efficient charging.
- Do not disassemble, modify, or repair the device.
- Keep the charging station away from water, moisture, and high temperatures.
- Avoid placing metal objects or foreign materials on the charging pads, as this may interfere with charging or cause overheating.
- Ensure proper ventilation around the charging station during use.
- This device is designed for indoor use only.

# Elegance in Every Charging Experience



Figure 6: Built-in multiple protection features.

## TROUBLESHOOTING

### Device not charging or "Charging paused" message:

- Ensure the charging cable is securely connected to both the station and the power adapter.
- Verify that the power adapter is functioning correctly and provides sufficient wattage (18W or higher recommended).
- Check if your device is correctly aligned on the charging pad. Magnetic alignment should assist with watches.
- Remove any foreign objects (e.g., metal, coins, cards) between the device and the charging pad.
- Confirm your device is compatible with the charging station (refer to the Compatibility section).
- Try restarting the charging station by unplugging and re-plugging the power adapter.

### Slow charging:

- Ensure you are using a QC3.0 (18W or higher) power adapter. Lower wattage adapters may result in slower charging speeds, especially when charging multiple devices.
- Avoid using the device while it is charging, as this can slow down the charging process.

- Check for proper alignment of the device on the charging pad.

#### Indicator light flashing or behaving unusually:

- This may indicate a foreign object detection or an incompatible device. Remove the device and check for obstructions.
- Ensure the power adapter meets the recommended specifications.

## SPECIFICATIONS

Feature	Detail
Brand	SwanScout
Model Number	S10015
Connector Type	USB Type C
Input Voltage/Current	5V=3A, 9V=2A
Watch Output	2.5W (Max)
Earbuds Output	3W (Max)
Total Wattage	18 watts (with recommended adapter)
Color	Black
Material	Acrylonitrile Butadiene Styrene
Item Weight	156 Grams
Special Feature	3 in 1 Design

## WARRANTY AND SUPPORT

The SwanScout 704S Dual Wireless Charging Station comes with a **1-year manufacturer's warranty**. For technical support, warranty claims, or any questions regarding your product, please contact SwanScout customer service through the retailer's platform or visit the official [SwanScout website](#) for contact information.

Please retain your purchase receipt as proof of purchase for warranty purposes.

## PRODUCT VIDEOS

### SwanScout Dual Samsung Watch Charger

Your browser does not support the video tag.

This video demonstrates the SwanScout Dual Samsung Watch Charger in use, highlighting its design and functionality for charging Samsung watches.

### Dual Watch Charger for Galaxy Watch 7 and Galaxy Watch Ultra

Your browser does not support the video tag.

This video showcases the dual charging capability of the SwanScout station specifically for the Galaxy Watch 7 and Galaxy Watch Ultra models.

