

manuals.plus /

- › [NexiGo](#) /
- › [NexiGo N60 Pro \(Gen 2\) 1080P Webcam User Manual](#)

## NexiGo N60 Pro

# NexiGo N60 Pro (Gen 2) 1080P Webcam User Manual

Model: N60 Pro | Brand: NexiGo

## INTRODUCTION

This manual provides comprehensive instructions for the setup, operation, and maintenance of your NexiGo N60 Pro (Gen 2) 1080P Webcam. Please read this manual thoroughly before using the product to ensure optimal performance and longevity.



Image: The NexiGo N60 Pro (Gen 2) 1080P Webcam, showcasing its sleek design, integrated privacy cover, and the included USB-C to USB-A data cable.

## KEY FEATURES

- **Full HD 1080P Webcam:** Equipped with a 2MP CMOS sensor, the N60 Pro delivers sharp and clear video at resolutions up to 1920 x 1080 at 30 frames per second.

- **Distortion-Free Lens:** Experience natural and lifelike images and videos. This lens technology helps maintain the true appearance of subjects, enhancing overall visual quality.

## Distortion-Free Lens

Distortion-free lenses can help restore the natural appearance of subjects in the photograph and improve the overall visual quality of the image

Others/ Distortion Lens



N60 Pro /Distortion-Free Lens



Image: A side-by-side comparison demonstrating the superior clarity and natural appearance achieved with the N60 Pro's distortion-free lens compared to a standard distortion lens.

- **Detachable USB-C to USB-A Cable:** Provides faster data transmission for stable and speedy video and image output. This design also contributes to enhanced security against wireless threats.

# Detachable Cable



USB Type-C



Image: A detailed view of the webcam's rear, highlighting the detachable USB Type-C port and cable for convenient and secure connectivity.

- **Built-in Noise-Canceling Microphone:** Ensures clear audio capture by effectively reducing ambient noise, ideal for video calls, streaming, and online learning across various platforms.



# Built-in Noise-Canceling Microphone

Effortlessly capture clear audio of your voice, even in noisy environments




Image: A visual representation of the webcam's built-in noise-canceling microphone, showing how it captures clear audio by filtering out environmental sounds.

- **Wide Compatibility:** Seamlessly integrates with Mac OS X 10.7+, Windows 7/8/10/11, Android 4.0+, Linux 2.6.24, Chrome OS 29.0.1547, and Ubuntu 10.04+. Compatible with popular applications like Zoom, Skype, Teams, and OBS.

# Wide Compatibility

Widely compatible with Skype, Zoom and other applications



Mac



Windows



Chrome operating system



Skype



Google Meet



Microsoft Teams



Zoom



OBS

Image: An infographic illustrating the webcam's broad compatibility with operating systems like Mac, Windows, and Chrome OS, and applications such as Skype, Google Meet, Microsoft Teams, Zoom, and OBS.

- **Included Privacy Cover:** A physical privacy cover is integrated to prevent unauthorized access and ensure your privacy when the webcam is not in use.

# Included Privacy Cover

Prevents the web hackers from spying on you



Image: The NexiGo webcam positioned on top of a monitor, demonstrating the use of its integrated privacy cover in the closed position for enhanced security.

## WHAT'S IN THE BOX

Upon unboxing your NexiGo N60 Pro (Gen 2) Webcam, please verify that all the following components are included:

- NexiGo N60 Pro (Gen 2) 1080P Webcam
- USB-C to USB-A Data Cable
- Privacy Cover (pre-installed or separate, depending on model revision)
- User Manual (this document)

## SETUP

1. **Placement:** Position the webcam on top of your monitor, laptop screen, or a tripod. The integrated clip allows for stable mounting on most displays. Ensure the camera lens is facing you and is at an appropriate height for your video calls.

2. **Connection:** Connect the detachable USB-C end of the provided cable to the webcam and the USB-A end to an available USB port on your computer (PC or Mac).
3. **Driver Installation:** The NexiGo N60 Pro (Gen 2) is a plug-and-play device. Your operating system (Windows, macOS, Chrome OS, Linux) should automatically detect and install the necessary drivers within a minute or less. No manual driver installation is typically required.
4. **Privacy Cover:** If the privacy cover is separate, attach it to the webcam. Ensure it can slide open and closed smoothly over the lens.
5. **Initial Test:** Open a video conferencing application (e.g., Zoom, Skype, Microsoft Teams) or your computer's camera application. Select the "NexiGo N60 Pro" as your video and audio input device. Verify that the video feed is visible and the microphone is picking up your voice.

## OPERATING INSTRUCTIONS

### Using the Webcam with Applications

Once connected, your NexiGo N60 Pro (Gen 2) webcam can be used with various applications for video conferencing, streaming, and recording.

- **Video Conferencing (Zoom, Skype, Teams, Google Meet):** In the settings of your chosen application, navigate to the audio and video preferences. Select "NexiGo N60 Pro" as your camera and microphone.
- **Streaming (OBS, Twitch):** In your streaming software, add a new video capture device and select "NexiGo N60 Pro". Configure audio input similarly.
- **Recording:** Use your operating system's built-in camera application or third-party software to record video and audio from the webcam.

### NexiGo Webcam Companion App (Optional)

For advanced settings and adjustments, NexiGo offers a dedicated software application. This software allows for fine-tuning of image parameters such as brightness, contrast, saturation, and digital zoom.

- **Download:** The software can be downloaded from the official NexiGo website. Search for "NexiGo Webcam Companion App" or refer to the product support page.
- **Installation:** Follow the on-screen instructions to install the software.
- **Adjustments:** Open the application. You can adjust various settings including:
  - White Balance
  - Brightness
  - Contrast
  - Hue
  - Saturation
  - Sharpness
  - Gamma
  - Backlight Compensation
  - Powerline Frequency (50Hz/60Hz)
  - Digital Zoom (up to 2X)



# Support 2X Digital Zoom

Smooth zoom function, all in the Advanced tab in the **NexiGo software**

(Please download the software for the first-time use!)


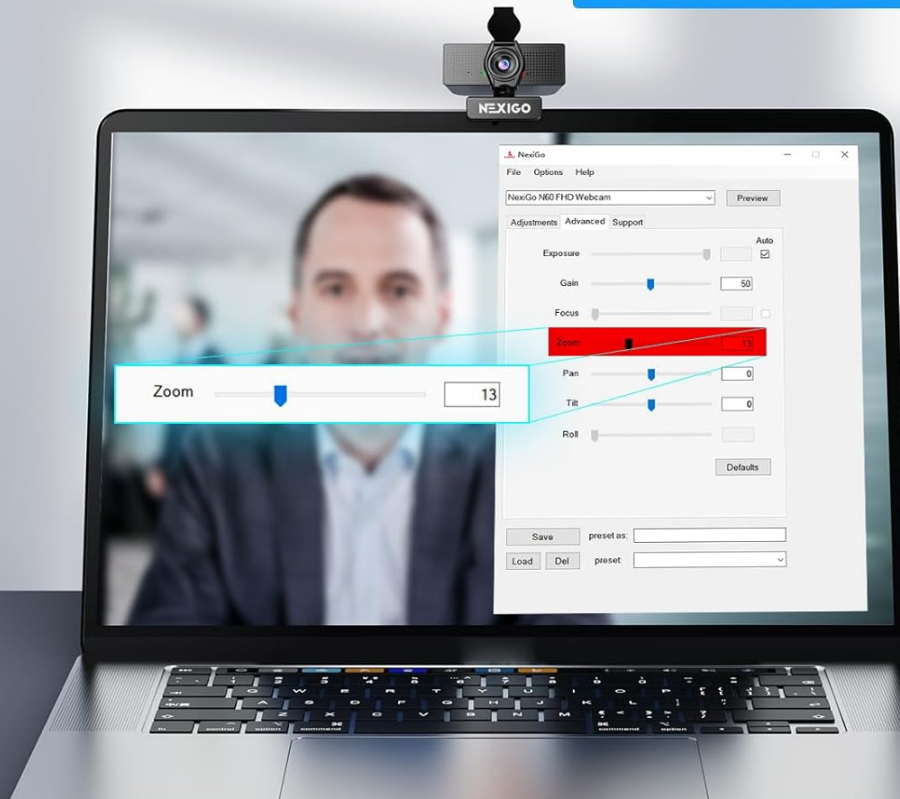


Image: A laptop screen displaying the NexiGo webcam software interface, highlighting the 2X digital zoom functionality and other adjustable settings.

- **Presets:** The software may allow you to save and load custom presets for different lighting conditions or usage scenarios.

## MAINTENANCE

Proper care and maintenance will extend the life of your webcam and ensure consistent performance.

- **Cleaning the Lens:** Use a soft, lint-free cloth specifically designed for optics (e.g., microfiber cloth) to gently wipe the lens. Do not use abrasive materials or harsh cleaning solutions, as they can scratch or damage the lens coating.
- **Cleaning the Body:** Wipe the webcam's body with a soft, dry cloth. If necessary, a slightly damp cloth can be used, but ensure no moisture enters the device.
- **Storage:** When not in use, especially for extended periods, store the webcam in a clean, dry place. Utilize the privacy cover to protect the lens from dust and scratches.
- **Cable Care:** Avoid sharp bends or kinks in the USB cable. Disconnect by pulling the plug, not the cable itself, to

prevent damage to the connectors.

TROUBLESHOOTING

If you encounter issues with your NexiGo N60 Pro (Gen 2) webcam, please refer to the following common solutions:

Problem	Possible Solution
No video or audio output.	<ul style="list-style-type: none"> <li>Ensure the USB cable is securely connected to both the webcam and your computer.</li> <li>Try a different USB port on your computer.</li> <li>Restart your computer.</li> <li>Verify that "NexiGo N60 Pro" is selected as the camera and microphone in your application's settings.</li> <li>Check your operating system's privacy settings to ensure camera and microphone access is granted to applications.</li> </ul>
Poor video quality (grainy, blurry).	<ul style="list-style-type: none"> <li>Ensure the lens is clean and free of dust or smudges.</li> <li>Check lighting conditions. Adequate lighting is crucial for clear video.</li> <li>Close any other applications that might be using the webcam.</li> <li>If using the NexiGo software, adjust brightness, contrast, and sharpness settings.</li> <li>Ensure your internet connection is stable if streaming or video conferencing.</li> </ul>
Microphone not working or poor audio.	<ul style="list-style-type: none"> <li>Confirm "NexiGo N60 Pro" is selected as the audio input device in your application and system sound settings.</li> <li>Check microphone volume levels in your system settings.</li> <li>Ensure there are no obstructions blocking the microphone ports on the webcam.</li> <li>Reduce background noise in your environment.</li> </ul>
Webcam not detected by computer.	<ul style="list-style-type: none"> <li>Try connecting to a different USB port (preferably a USB 3.0 port if available).</li> <li>Restart your computer.</li> <li>Check Device Manager (Windows) or System Information (macOS) to see if the webcam is listed. If there's an error, try updating or reinstalling drivers (though usually automatic).</li> </ul>

SPECIFICATIONS

Feature	Detail
Model Number	N60 Pro
Product Dimensions	3.22 x 2.08 x 1.96 inches
Item Weight	5.3 ounces
Manufacturer	Nexight INC
ASIN	B0CF59H6L1
Photo Sensor Technology	CMOS
Video Capture Resolution	1080p (1920x1080)

Feature	Detail
Maximum Aperture	2.8 Millimeters
Connectivity Technology	USB
Color	Black
Date First Available	August 9, 2023







## WARRANTY AND SUPPORT





NexiGo is committed to providing high-quality products and excellent customer service.

- **Return Policy:** Products can be returned for an exchange or refund within 30 days of purchase.
- **Technical Support:** Lifetime technical support is provided for your NexiGo N60 Pro (Gen 2) webcam.
- **Customer Service:** NexiGo offers 100% US-based customer support with quick responses, typically within 24 hours.
- **Protection Plans:** Extended protection plans may be available for purchase, offering additional coverage beyond the standard warranty. Please refer to your purchase details for more information.
- **Contact Information:** For support, please visit the official NexiGo website or refer to the contact details provided with your product packaging.

© 2025 NexiGo. All rights reserved. NexiGo N60 Pro (Gen 2) User Manual.

## Related Documents - N60 Pro

<div> <b>1080P FHD Webcam</b> N60 User Manual</div> <div>  <small>Scan the QR code or visit our link to download the latest manual from <a href="https://nexigo.com/manuals">nexigo.com/manuals</a></small></div>	<p><a href="#">NexiGo N60 1080P FHD Webcam User Manual</a></p> <p>Comprehensive user manual for the NexiGo N60 1080P FHD Webcam. Learn about setup, specifications, software features, and troubleshooting for enhanced video calls and streaming.</p>
<div> <b>1080p 60fps Webcam</b> User Manual N960E</div> <div>  <small>Scan the QR code or visit our link to download the latest manual from <a href="https://nexigo.com/support">nexigo.com/support</a></small></div>	<p><a href="#">NexiGo N960E 1080p 60fps Webcam User Manual</a></p> <p>Explore the NexiGo N960E 1080p 60fps webcam with this comprehensive user manual. Learn about setup, features, specifications, safety, and software for optimal performance. Download the latest version from <a href="https://nexigo.com/support">nexigo.com/support</a>.</p>

	<p><a href="#">NexiGo N950 4K UHD Webcam User Manual</a></p> <p>Comprehensive user manual for the NexiGo N950 4K UHD Webcam, covering setup, specifications, troubleshooting, and usage with popular video conferencing and streaming applications.</p>
	<p><a href="#">NexiGo HelloCam User Manual: Facial Recognition Webcam Features and Setup</a></p> <p>Explore the features and setup of the NexiGo HelloCam, a facial recognition webcam. This user manual details its Windows Hello integration, automatic privacy cover, noise-canceling microphones, and technical specifications. Get started with your advanced webcam.</p>
	<p><a href="#">NexiGo N660E 1080P FHD Webcam User Manual</a></p> <p>Comprehensive user manual for the NexiGo N660E 1080P FHD Webcam, covering setup, specifications, software, and troubleshooting. Learn how to get the most out of your NexiGo webcam.</p>
	<p><a href="#">NexiGo N660P 1080P FHD Autofocus Webcam User Manual</a></p> <p>User manual for the NexiGo N660P 1080P FHD Autofocus Webcam. Provides setup instructions, specifications, software details, and troubleshooting FAQs for optimal video communication and streaming.</p>

Documents - NexiGo – N60 Pro



[\[pdf\]](#) User Manual Instructions Safety Datasheet

N60 Pro User Manual NexiGo Gen 2 1080P Webcam with Distortion Free Lens USB A to Type C Data Cable Noise Reduction Mic Privacy Cover for Zoom Skype Teams Webex Laptop MAC PC Desktop N60 Nexight INC B0BGXS26QL B08CL56SDS B088TSR6YJ B0CF59H6L1 B0923ZRY2Z C1ehDFVtKbL m media amazon images I |||

1080p FHD Webcam **N60 Pro** User Manual Scan the QR code or visit our link to download the latest manual here: [nexigo.com/manuals](#) CTORNATNESNL TATIONS English 01 Espaol 21 Italiano 33 Franais 45 Deutsch 57 IMPORTANT SAFETY NOTES To reduce the risk of fire, electric shock, injury to person...

lang:en score:33 filesize: 6.91 M page\_count: 72 document date: 2023-06-16