

Spigen PF2100

Spigen ArcField (MagFit) Dual Magnetic Wireless Charging Stand
User Manual

Model: PF2100

PRODUCT OVERVIEW

The Spigen ArcField (MagFit) Dual Magnetic Wireless Charging Stand is a versatile 2-in-1 charging solution designed for MagSafe-compatible iPhones and AirPods. It provides up to 7.5W for iPhones and 5W for AirPods, offering a convenient and efficient way to power your devices simultaneously. The stand features a customizable viewing angle and a secure magnetic connection for optimal user experience.



Image: The Spigen ArcField MagFit Dual Magnetic Wireless Charging Stand, showcasing an iPhone charging magnetically on the stand and AirPods charging on the base.

PACKAGE CONTENTS

- Spigen ArcField MagFit Dual Wireless Charger (MagSafe Compatible-iPhone,AirPods 7.5W/5W)
- USB C to USB C Cable (6.6ft)
- Welcome Guide

Note: A 20W wall adapter is required for optimal performance and is not included in the package.

SETUP INSTRUCTIONS

1. **Unpack the Charger:** Carefully remove the Spigen ArcField charging stand, USB-C to USB-C cable, and welcome guide from the packaging.

2. **Connect Power:** Insert one end of the provided USB-C to USB-C cable into the USB-C port on the back of the charging stand. Connect the other end of the cable to a compatible 20W (or higher) USB-C wall adapter (not included).
3. **Plug into Power Outlet:** Plug the wall adapter into a functional power outlet. The indicator light on the base of the charging stand should illuminate, indicating it is powered on and ready for use.
4. **Placement:** Place the charging stand on a stable, flat surface, such as a desk or nightstand, ensuring adequate ventilation around the device.

OPERATING INSTRUCTIONS

Charging Your iPhone

1. **Ensure MagSafe Compatibility:** Your iPhone must be MagSafe compatible (iPhone 12 series or newer) or be equipped with a MagSafe compatible case for proper magnetic alignment and charging. For iPhone 16e, a magnetic phone case is required.

MagSafe Compatible.

iPhone 15/14/13/12 Series
AirPods



MagSafe Case



*Must use MagSafe compatible case. (MagSafe case is not included)

*Please place the AirPods in the middle for the stable charging.

Image: Illustration demonstrating MagSafe compatibility, showing an iPhone 15/14/13/12 series phone and a clear MagSafe compatible case with the magnetic ring.

2. **Attach iPhone:** Gently place your iPhone onto the magnetic charging disc. The magnets will automatically align your device for optimal charging. The iPhone will begin charging at up to 7.5W.

Two At Once.

Feel the MagFit.



Image: The Spigen ArcField charging stand with an iPhone magnetically attached and AirPods on the base, illustrating the 7.5W charging for the iPhone and 5W for the AirPods.

3. **Adjust Viewing Angle:** The charging disc can be adjusted up to 45 degrees. Gently tilt the iPhone and disc assembly to your desired viewing angle for comfortable use, especially for horizontal viewing in iOS 17 StandBy Mode.

Eye Contact.

Adjust for the perfect view.




Image: A close-up of the Spigen ArcField charging stand's adjustable hinge, demonstrating the 45-degree tilt capability for optimal viewing.

Smooth Rotate.

Enjoy horizontal view while charging.



Image: The Spigen ArcField charging stand with an iPhone in horizontal orientation, demonstrating its use for media consumption or StandBy Mode.

Charging Your AirPods

1. **Place AirPods:** Place your AirPods (2nd gen, 3rd gen, or Pro models with wireless charging case) onto the magnetic charging pad located at the base of the stand. The magnetic pad ensures easy and secure placement for charging at up to 5W.

Magnetic Ease of Charging.

Effortlessly position your AirPods.




Image: A detailed view of the Spigen ArcField charging stand's base, highlighting the magnetic charging pad for AirPods and internal charging coils.

2. **Charging Indicator:** The LED indicator light on the base will confirm that your AirPods are charging.

Note on Charging Speed: Charging speed and temperature may vary based on network conditions, background applications, device usage, and Apple's iOS optimizations.

MAINTENANCE

- **Cleaning:** Disconnect the charger from the power source before cleaning. Use a soft, dry, lint-free cloth to wipe the surface of the charging stand. Avoid using abrasive cleaners, solvents, or aerosol sprays.
- **Storage:** When not in use for extended periods, store the charger in a cool, dry place away from direct sunlight and extreme

temperatures.

- **Cable Care:** Avoid bending or crimping the USB-C cable excessively. Always grasp the plug, not the cable, when disconnecting from the charger or power adapter.

TROUBLESHOOTING

Problem	Possible Cause	Solution
Device not charging.	<ul style="list-style-type: none">◦ Charger not powered.◦ Incorrect phone placement.◦ Non-MagSafe compatible phone/case.◦ Insufficient power adapter.	<ul style="list-style-type: none">◦ Ensure the charger is properly connected to a 20W (or higher) wall adapter and power outlet.◦ Re-position the device on the charging surface to ensure proper alignment.◦ Verify your iPhone is MagSafe compatible or using a MagSafe compatible case.◦ Use a 20W or higher USB-C wall adapter.
Slow charging.	<ul style="list-style-type: none">◦ Power adapter output too low.◦ Background apps/usage.◦ Environmental factors.	<ul style="list-style-type: none">◦ Ensure you are using a 20W or higher USB-C wall adapter.◦ Close unnecessary background applications on your device.◦ Ensure the charger is in a well-ventilated area.
Charger indicator light not on.	<ul style="list-style-type: none">◦ No power connection.◦ Faulty cable/adapter.	<ul style="list-style-type: none">◦ Check all cable connections and the power outlet.◦ Try a different USB-C cable or wall adapter if available.

SPECIFICATIONS

Model Number: PF2100

Input Voltage: 9 Volts (DC)

iPhone Wireless Output: Max 7.5W

AirPods Wireless Output: Max 5W

Connectivity Technology: USB

Connector Type: USB Type C

Color: Black

Item Weight: 11.3 ounces

Package Dimensions: 6.85 x 4.06 x 3.54 inches

Mounting Type: Tabletop Mount

Special Feature: Magnetic, MagSafe Compatible, Wireless Charging

Compatible Devices: iPhone 16 Pro Max / 16 Pro / 16 Plus / 16 / 15 Pro Max / 15 Pro / 15 Plus / 15 / 14 Pro Max / 14 Pro / 14 Plus / 14 / 13 Pro Max / 13 Pro / 13 / 13 Mini / 12 Pro Max / 12 Pro / 12 / 12 Mini; AirPods Pro 2nd gen / AirPods Pro / AirPods 3rd gen / AirPods 2nd gen / AirPods 1st gen (Compatible with Wireless Charging Case model)

Manufacturer: Spigen

Country of Origin: China

WARRANTY AND SUPPORT

For warranty information and technical support, please refer to the official Spigen website or contact Spigen customer service directly. The included Welcome Guide may also contain specific warranty details.

You can also find additional resources and frequently asked questions on the [Spigen Brand Store on Amazon](#).

[pdf] User Manual Instructions

3MN102280 PF2201 User manual Spigen Korea Co Ltd PF2100 2AFKNPF2100 pf2100




Spigen ArcField Dual Wireless Charger User Manual **PF2100** Instruction USB-C Port 20W USB-C PD Power Adapter is Recommended for high-speed wireless charging. Charging Output 1 Top LED ON USB-C Port *USB Power Adapter is not included *Device is not included To prevent potential damage, please...

lang:en score:43 filesize: 1.29 M page_count: 1 document date: 2023-08-07

[pdf] Instructions Test Report SAR Rating

EN55022 24 report leon chen RF Exposure Spigen Korea Co Ltd PF2100 2AFKNPF2100 pf2100




Test Report Report No.: Date of issue: Applicant: Product: Model s : FCC ID: MTi230525023-01E2 2023-06-12 Spigen Korea Co., Ltd. ArcField Dual Wireless Charger **PF2100** 2AFKNPF2100 Shenzhen Microtest Co., Ltd. http://www.mtitest.com Address: 101, No. 7, Zone 2, Xinxing Industrial Park, Fuhai Avenu...

lang:en score:32 filesize: 417.92 K page_count: 13 document date: 2023-08-09

[pdf] Instructions Test Report

EN55022 24 report leon chen Test reports Spigen Korea Co Ltd PF2100 2AFKNPF2100 pf2100



Test Report Report No.: MTi230525023-01E1 Date of issue: 2023-06-12 Applicant: Spigen Korea Co., Ltd. Product: ArcField Dual Wireless Charger Model s : **PF2100** FCC ID: 2AFKNPF2100 Shenzhen Microtest Co., Ltd. http://www.mtitest.com Address: 101, No.7, Zone 2, Xinxing Industrial Park, Fuha...

lang:en score:31 filesize: 904.47 K page_count: 23 document date: 2023-08-09

US Agent for Service of Process
LETTER OF ATTESTATION

To:
Office of Engineering Technology
Federal Communications Commission
1400 National Mall, NW
Washington, DC 20546

US Agent for Service of Process:
Spigen Korea Co., Ltd.
PF2100241101, Spigen Inc.
Contact Name: Woo Sang-Hyup
Address: 101, No. 7, Zone 2, Xinxing Industrial Park, Fuhai Avenue, Xinhe Community, Fuhai Street, Bao an District, Shenzhen, Guangdong, China
Telephone No: 86-755 88850135
Email: 51mti@spigen.com

Applicant:
Contact Name: Spigen Korea Co., Ltd.
Product Description: ArcField Dual Wireless Charger Grantee
Grantee Code: 2AFK1
FCC ID: 2AFK1PF2100

Contact Name: Woo Sang-Hyup
Address: Room Spigen-HQ-A, 446, Bongeunsa-ro, Gangnam-gu, Seoul, 06153, South Korea
Telephone No: 82-2-6100-5135
Email: vhs@spigen.com

[Spigen Korea Co., Ltd.] certifies that, as of the date of this filing of the application with the FCC, [Spigen Inc.] is our designated US agent for service of process for the above referenced FCC ID. [Spigen Korea Co., Ltd.] accepts to maintain an agent for notices that one year after the grantee has terminated all marketing and importation or the conclusion of any commission related proceeding involving equipment. [Spigen Inc.] accepts, as of the date of the filing of the application, the obligation of the designated US agent for service of process for the above referenced FCC ID.

The US Agent for Service of Process is aware of and agrees to comply with the requirements outlined in the FCC Equipment Authorization Program, Report and Order FCC 22-94, and dares § 2.1311.

The Applicant is aware of and agrees to comply with the requirements outlined in the FCC Equipment Authorization Program, Report and Order FCC 22-94, and dares § 2.1311.

Dated: 08/05/2023


Applicant's Name: Woo Sang-Hyup	US Agent for Service of Process's Name: Woo Sang-Hyup
Title: Transmitter	Title: Manager
Signature: Woo Sang-Hyup	Signature: Woo Sang-Hyup

1/3

[pdf] Agent Authorization


Adria Galin Pons US Agent Letter Spigen Korea Co Ltd PF2100 2AFKNPF2100 pf2100

US Agent for Service of Process LETTER OF ATTESTATION TO: Office of Engineering Technology Federal ... rea Co., Ltd. Product Description: ArcField Dual Wireless Charger Grantee code: 2AFKN FCC ID: 2AFKN**PF2100** Contact Name: Woo Sang-Hyup Address: Room Spigen HQ-A, 446, Bongeunsa-ro, Gangnam-gu, Seoul, ...
lang:en score:23 filesize: 67.63 K page_count: 2 document date: 2023-08-09




[pdf] Product Photos

ATTACHMENT PHOTOGRAPHS OF EUT External photos Spigen Korea Co Ltd PF2100 2AFKNPF2100 pf2100
Appendix - EUT Photos Page 1 of 3 Model: **PF2100** Address: 101, No. 7, Zone 2, Xinxing Industrial Park, Fuhai Avenue, Xinhe Community, Fuhai Street, Bao an District, Shenzhen, Guangdong, China Tel: 86-755 88850135 Fax: 86-755 88850136 Web:www.mtitest.com E-mail: mti 51mti.com
Page 2 of 3 A...
lang:tl score:23 filesize: 732.8 K page_count: 3 document date: 2023-08-01



[pdf] Product Photos Teardown

ATTACHMENT PHOTOGRAPHS OF EUT Internal photos Spigen Korea Co Ltd PF2100 2AFKNPF2100 pf2100
Appendix - Int Photos Page 1 of 4 Model: **PF2100** Transmitter 2 Address: 101, No. 7, Zone 2, Xinxing Industrial Park, Fuhai Avenue, Xinhe Community, Fuhai Street, Bao an District, Shenzhen, Guangdong, China Tel: 86-755 88850135 Fax: 86-755 88850136 Web:www.mtitest.com E-mail: mti 51mti.com ...
lang:tl score:23 filesize: 1.34 M page_count: 4 document date: 2023-08-01



[pdf] Product Photos

ATTACHMENT PHOTOGRAPHS OF EUT Test setup photos Spigen Korea Co Ltd PF2100 2AFKNPF2100 pf2100

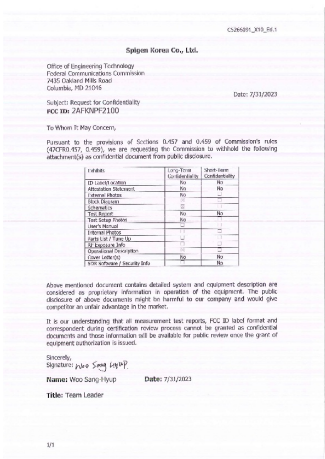
Page 1 of 2 Appendix - Test Setup Photos Model: **PF2100** Radiated emissions Below 30 MHz Radiated emissions Below 1 GHz Address: 101, No. 7, Zone 2, Xinxing Industrial Park, Fuhai Avenue, Xinhe Community, Fuhai Street, Bao an District, Shenzhen, Guangdong, China Tel: 86-755 88850135 Fax: 86-...

lang:tl **score:23** filesize: 503.56 K page_count: 2 document date: 2023-08-09

[pdf] User Manual Instructions

3MN102280 PF2201 Thank you for your purchase ! This digital apparatus complies with CAN ICES 003 B NMB device Industry Canada license Operation is subject to the A1m R036mQL ref dp product quick view m media amazon images I ||| Spigen ArcField Dual Wireless Charger User Manual **PF2100** Instruction USB-C Port 20W USB-C PD Power Adapter is Recommended for high-speed wireless charging. Charging Output 1 Top LED ON USB-C Port *USB Power Adapter is not included *Device is not included To prevent potential damage, please...


lang:en **score:20** filesize: 1.05 M page_count: 1 document date: 2023-06-28



[pdf] Confidentiality Request Letter

Confidentiality Spigen Korea Co Ltd PF2100 2AFKNPF2100 pf2100

... lang:en **score:15** filesize: 226.64 K page_count: 1 document date: 2023-07-31



[pdf]

Attestation Statements Spigen Korea Co Ltd PF2100 2AFKNPF2100 pf2100

... lang:en **score:15** filesize: 239.01 K page_count: 1 document date: 2023-07-31

C200999_39_041


Letter of Authorization

Company: Spigen Korea Co., Ltd.
Address: Spigen HQ-A, 4th, Bongsu-ro 46, Gangnam-gu, Seoul, 06153, South Korea
Product Name: AcField Dual Wireless Charger
Model Number: PF2100
FCC Identifier: 2AFKNPF2100

We authorize LGAI Technological Center S.A., Ronda de la Fort del Carme, s/n, 08220 Badalona, Spain, to act on our behalf on all matters concerning the above named equipment.

Any individual within LGAI Technological Center S.A. is authorized to act on our behalf and take action on the application.

We declare that authorize LGAI Technological Center S.A., Ronda de la Fort del Carme, s/n, 08220 Badalona, Spain, is allowed to forward all information related to the approval project to the Federal Communication Commission and to discuss any issues concerning the approval applications. Any and all acts carried out by LGAI Technological Center S.A. on our behalf shall have the same effect as acts of our own.

Reason: Woon Sang-Hyup
Date: 7/31/2023
Title: Team Leader
Signature of applicant: 

1/1

[pdf]

Letter Authorization Spigen Korea Co Ltd PF2100 2AFKNPF2100 pf2100

...

lang:en score:15 filesize: 187.9 K page_count: 1 document date: 2023-07-31

Page: 1 of 4

东莞市金赞智能科技有限公司
DONGGUAN KIMCHEN INDUSTRY INTL LIMITED

 **东莞市金赞智能科技有限公司**
产品规格书
PRODUCT SPECIFICATION

客 户: 深圳市自力科技有限公司
CUSTOMER: _____
客户编号: _____
CUST P/N: _____
金赞料号: _____
K C P/N: _____
产品型号: 20.5*38*6.08*2*2*1075*430MM
P E S S I: _____
订 购: 2023.6.15
D A T E: _____
版 本: A.0
VERSION: _____

《客户承认受制印》 ACCEPTANCE STAMP

制 订 PREPARED BY	确 定 REVIEWED BY	工 程 审 核 ENGINEER CHECKED BY	制 程 审 核 PRODUCTION CHECKED BY	批 准 APPROVED BY
王云帆				

Address: 东莞市石碣镇西沙路2号 Tel: 86-076986018114 Fax: 86-076986015646
Http://www.jczl.com 文件编号 FID: KC-JZ-09-008

[pdf] Specifications Dimension Guide

Antenna specifications Bottom Spigen Korea Co Ltd PF2100 2AFKNPF2100 pf2100

DONGGUAN KIMCHEN INDUSTRY INTL LIMITED Page1of 4 PRODUCT SPECIFICATION

CUSTOMER: _____

CUST P/N: _____ K

C P/N: _____

lang:en score:14 filesize: 349.79 K page_count: 4 document date: 2023-06-15

Page: 1 of 4

东莞市金赞智能科技有限公司
DONGGUAN KIMCHEN INDUSTRY INTL LIMITED

 **东莞市金赞智能科技有限公司**
产品规格书
PRODUCT SPECIFICATION

客 户: 深圳市自力科技有限公司
CUSTOMER: _____
客户编号: _____
CUST P/N: _____
金赞料号: _____
K C P/N: _____
产品型号: 20.5*38*6.08*2*2*1075*430MM
P E S S I: _____
订 购: 2023.6.15
D A T E: _____
版 本: A.0
VERSION: _____

《客户承认受制印》 ACCEPTANCE STAMP

制 订 PREPARED BY	确 定 REVIEWED BY	工 程 审 核 ENGINEER CHECKED BY	制 程 审 核 PRODUCTION CHECKED BY	批 准 APPROVED BY
王云帆				

Address: 东莞市石碣镇西沙路2号 Tel: 86-076986018114 Fax: 86-076986015646
Http://www.jczl.com 文件编号 FID: KC-JZ-09-008

[pdf] Specifications Dimension Guide

Antenna specifications TOP Spigen Korea Co Ltd PF2100 2AFKNPF2100 pf2100

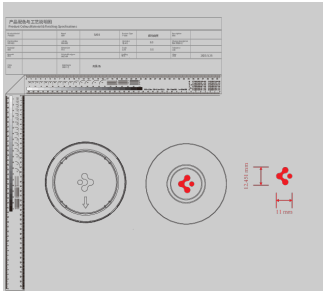
DONGGUAN KIMCHEN INDUSTRY INTL LIMITED Page1of 4 PRODUCT SPECIFICATION

CUSTOMER: _____

CUST P/N: _____ K

C P/N: _____

lang:en score:14 filesize: 349.77 K page_count: 4 document date: 2023-06-15



[\[pdf\]](#) Label

LC72 ID label and location Spigen Korea Co Ltd PF2100 2AFKNPF2100 pf2100

Product Colour,Material Finishing Specifications Product Model Part Number Material Remark

Brand Job No. Dimension Original Designer Color Membrane SA01 Product Type Revision Scale

Verifying 1.0 1:1 Description Change Description Tolerance Date 2023.5.25 100 NN 100 ...

lang:de score:13 filesize: 5.49 M page_count: 3 document date: 2023-08-01