

arVin Standard Version(D6)

arVin Mobile Game Controller User Manual

Model: Standard Version (D6)

1. INTRODUCTION

Thank you for choosing the arVin Mobile Game Controller. This wireless gamepad is designed to enhance your gaming experience across multiple platforms, including iOS 13.0+, Android 6.0+, Windows 7.0+, Nintendo Switch, PS3, and PS4. It features advanced functionalities such as dual vibration, 6-axis gyroscope, and a 3-level Turbo function. Please read this manual carefully to ensure proper setup and optimal use of your controller.

2. PRODUCT OVERVIEW

The arVin Mobile Game Controller (D6) is engineered for precise control and ergonomic comfort, accommodating mobile screens from 5 to 7.1 inches. Its design supports most phone cases and lenses.

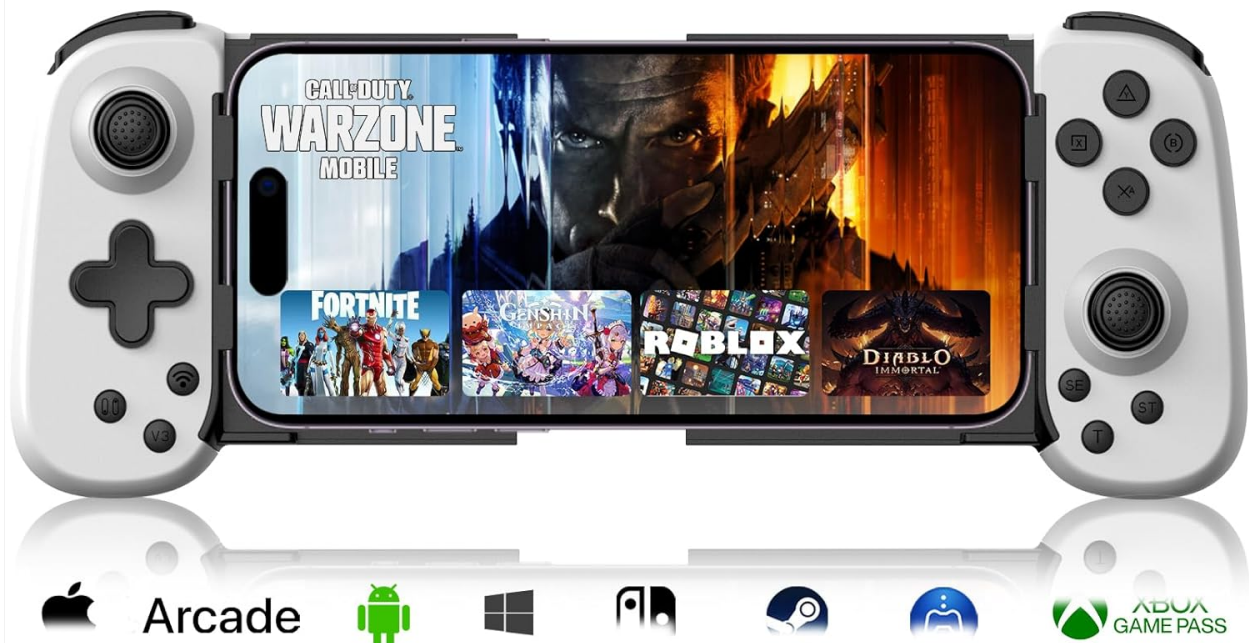


Figure 2.1: arVin Mobile Game Controller (Standard Version D6) with a smartphone inserted.

Key Features:

- **Multi-Platform Compatibility:** Supports iOS 13.0+, Android 6.0+, Windows 7.0+, Nintendo Switch, PS3, and PS4. (Note: Compatible with PS5 for PS4/PS3 games only).
- **Wide Game Support:** Compatible with most cloud gaming services (Nvidia GeForce Now, Xbox Cloud, Amazon Luna, Google Stadia, Rainway, Moonlight), Apple Arcade, MFi games, and popular titles like Call of Duty Mobile, Genshin Impact, Minecraft, Diablo Immortal, Asphalt 9.
- **Console Streaming:** Supports streaming PC, PS, and Xbox console games to your phone via Steam Link, PS Remote Play, and Xbox Remote Play (requires phone and console on the same LAN).
- **Advanced Feedback:** Dual vibration motors and a sensitive 6-axis gyroscope for enhanced game immersion and high-precision control (features supported on PS3/4/Switch/PC, not iOS/Android).
- **3-Level Turbo Function:** Adjustable Turbo mode for A/B/X/Y/LT/LB/RT/RB/cross keys, aiding in shooting and fighting games.
- **Precise Control & Ergonomics:** Analog triggers and Hall Effect joysticks for accuracy and durability (up to 5 million uses). Stretchable design fits phones from 5-7.1 inches, with a recessed design for phone lenses and a bezel-less design for volume adjustment.

- **Long Battery Life:** Built-in 600mAh rechargeable battery provides up to 15 hours of gaming time on a full charge.

MULTI-PLATFORM COMPATIBLE

Mobile gaming controller compatible with iPhone/iPad/Android phone/tablet/PC/Switch, support iOS13.4+, Android 6.0+, win7-win11 system.

Connect via Bluetooth 5.0, wireless transmission distance up to 32.8 feet, low latency gaming.



Figure 2.2: The controller supports various platforms including iPhone, iPad, Android phones/tablets, PC, and Nintendo Switch.

2 HALL EFFECT JOYSTICKS



High Precision

360° precise control, no more drift



Long Life

500W times ultra-long service life



Stability

Signal stability without interference from resistive or inductive aging factors



2 ANALOG TRIGGER



256 level level change

Low latency, precise control



<0.1mm response interval

Fast feedback



Figure 2.3: Detail of Hall Effect Joysticks for high precision and long life, and Analog Triggers for precise control with fast feedback.

LONG PLAY TIME

Built-in 600mAh high-capacity rechargeable battery brings up to 15 hours of gaming time when fully charged.

Please fully charge the controller before the first use.



Figure 2.4: Key descriptions including Left Joystick (LS), Direction Keys, Switch Mode, Bluetooth Mode (iOS/Android/PC/PS3/Xbox Connection Key), SELECT, A/B/X/Y Keys, Right Joystick (RS), START, TURBO, RB, RT, LB, LT.

KEYS DESCRIPTION



Figure 2.5: Explanation of Dual Motor Vibration for haptic feedback and 6-Axis Gyroscope for high-precision directional control. Note that these features are not supported on iOS and Android phones.

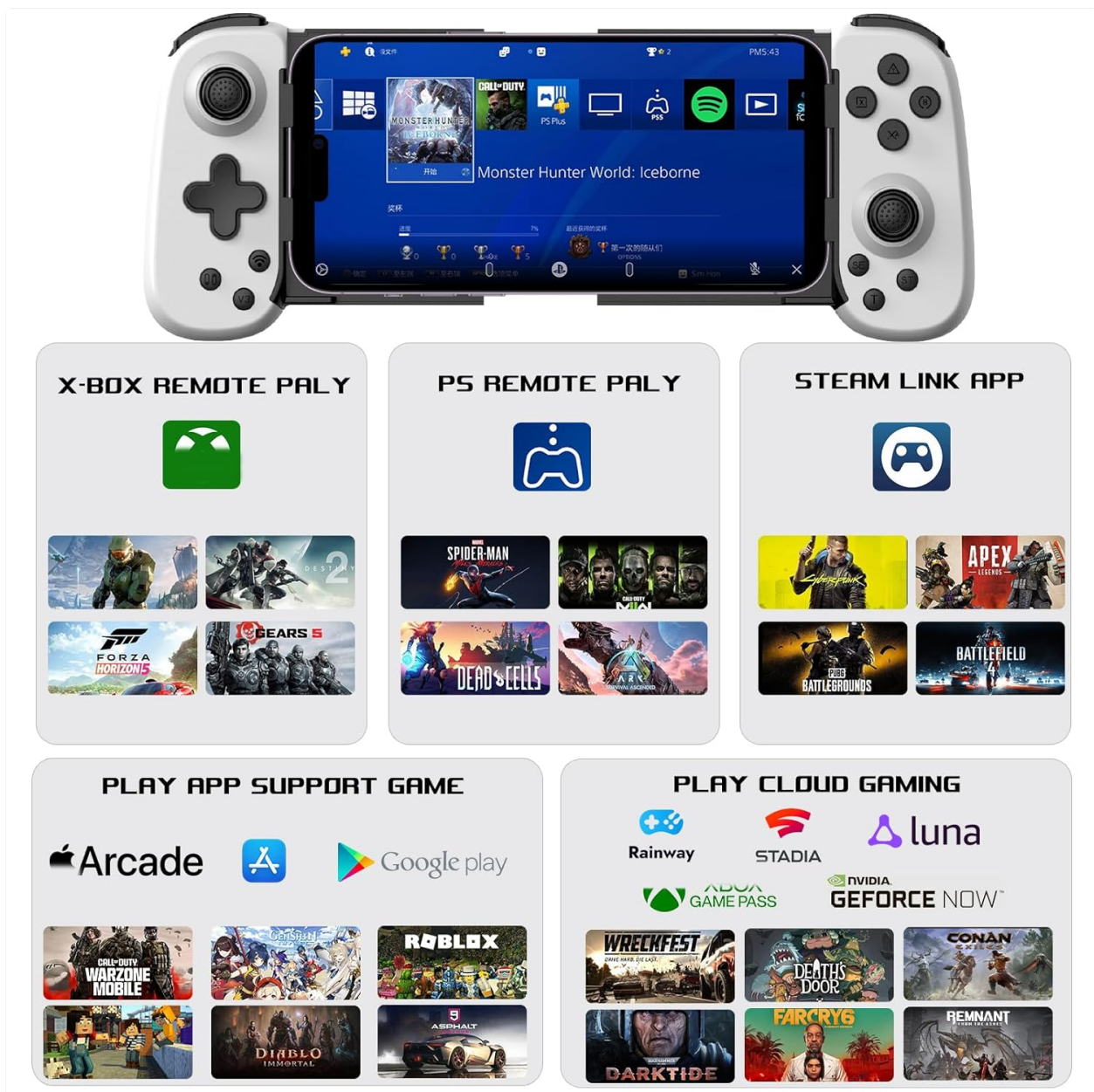


Figure 2.6: The controller's stretchable design supports mobile screens from 5-7.1 inches (127-180mm) and accommodates phone cases with a total thickness within 1.57 inches.

3. SETUP

3.1 Initial Charge

Before first use, fully charge the controller using the provided Type-C charging cable. The indicator light will show charging status and turn off when fully charged. A full charge provides up to 15 hours of gaming time.

TURBO COMBO FUNCTION

Gamepad with Turbo function allows you to set any button to Turbo, making it easy to win in shooting and fighting games.



Figure 3.1: The controller features a 600mAh high-capacity rechargeable battery for long play time. It includes a Reset Button, Type-C Charging Port, and an Indicator Light.

3.2 Connecting to PC (Bluetooth Mode)

1. Press and hold the 'Bluetooth' key on the controller for 5 seconds until the indicator light flashes quickly.
2. Turn on the Bluetooth function on your PC.
3. Search for and select 'Xbox Wireless Controller' from the list of available devices. Once connected, the indicator light on the controller will remain solid.

Your browser does not support the video tag.

Video 3.1: PC Wireless Connection Guide. This video demonstrates the steps to connect the arVin Mobile Game Controller to a PC via Bluetooth.

3.3 Connecting to Other Devices (iOS/Android/Switch/PS3/PS4)

Refer to the 'Keys Description' image (Figure 2.4) for specific connection keys for each mode (iOS/Android/PC/PS3/Xbox Connection Key, Switch Mode, V3 Mode). Generally, activate Bluetooth on your device, put the controller into pairing mode (usually by holding a specific button combination), and select the controller from your device's Bluetooth settings.

4. OPERATING INSTRUCTIONS

4.1 Game Compatibility

The controller is compatible with a wide range of controller-supported app games, cloud gaming services, and remote play applications. Ensure the game or application you intend to play supports external controllers.



Figure 4.1: The controller supports various gaming platforms and streaming services, including Xbox Remote Play, PS Remote Play, Steam Link App, Apple Arcade, Google Play, Nvidia GeForce Now, Amazon Luna, and Google Stadia.

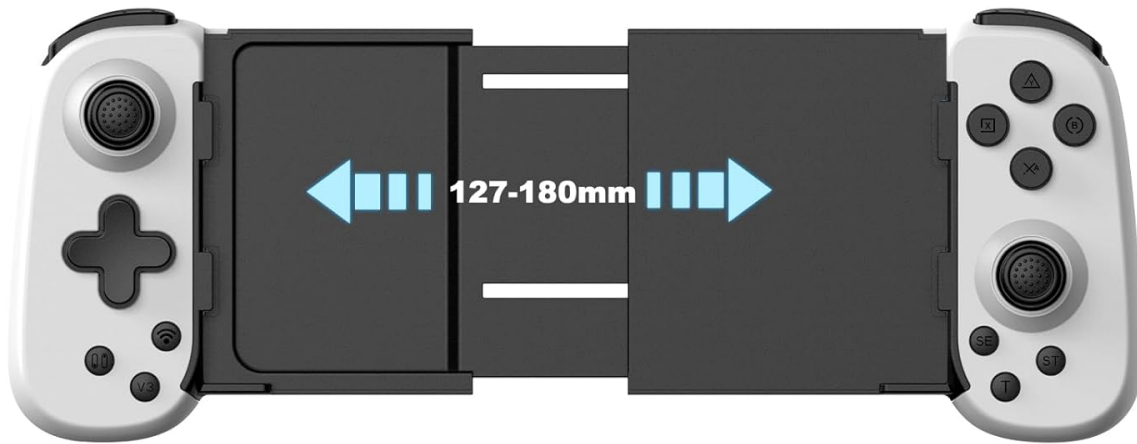
4.2 Turbo Function

The 3-level Turbo function allows for rapid, automatic input of specific buttons, useful in fast-paced games. To activate:

1. Press the 'T' (Turbo) button and the desired function button (e.g., A button) simultaneously. The setting is now active.
2. Press and hold the set button (e.g., A button) to release the Turbo function automatically.
3. To cancel the automatic release function, press the 'T' button and the function button again.

STRETCHABLE DESIGN

Support mobile screens within 5-7.1 inches



SUPPORT PHONE CASES

Support total thickness within 1.57 inches



Figure 4.2: Illustration of how to set and use the Turbo function for various buttons (A, B, X, Y, LT, LB, RT, RB, cross key).

4.3 Vibration and Gyroscope (PS3/4/Switch/PC Only)

For supported platforms (PS3, PS4, Nintendo Switch, and PC), the controller's dual vibration motors provide tactile feedback, and the 6-axis gyroscope enables precise motion control. These features are automatically active when connected to compatible systems and supported by the game.

5. MAINTENANCE

- Keep the controller clean by wiping it with a soft, dry cloth. Avoid using harsh chemicals or abrasive materials.
- Store the controller in a cool, dry place away from direct sunlight and extreme temperatures.
- Avoid dropping the controller or subjecting it to strong impacts, as this can damage internal components.
- Do not attempt to disassemble or modify the controller, as this will void the warranty.

6. TROUBLESHOOTING

| Problem | Possible Cause | Solution |
|---|--|--|
| Controller does not turn on. | Low battery. | Charge the controller fully. |
| Cannot connect via Bluetooth. | Controller not in pairing mode; Bluetooth off on device; interference. | Ensure controller is in pairing mode (flashing indicator light). Turn on device Bluetooth. Move closer to device. Try resetting controller (use reset button). |
| Buttons/joysticks unresponsive or drifting. | Software glitch; physical damage; stick drift. | Restart the controller and device. Try resetting the controller. If persistent, contact customer support. |
| Vibration/Gyroscope not working on iOS/Android. | Feature not supported on these platforms. | This is expected behavior. These features are only supported on PS3/4/Switch/PC. |
| Cannot charge phone while using controller. | Controller design does not support pass-through charging. | This model does not support simultaneous phone charging. Charge your phone separately. |

7. SPECIFICATIONS







| Attribute | Detail |
|--------------------|--|
| Model | Standard Version (D6) |
| Dimensions | 8.66 x 3.98 x 1.93 inches |
| Item Weight | 8.47 ounces |
| Battery Capacity | 600mAh |
| Play Time | Up to 15 hours (on full charge) |
| Compatibility | iOS 13.0+, Android 6.0+, Windows 7.0+, Switch, PS3, PS4 (PS5 for PS4/PS3 games only) |
| Phone Size Support | 5-7.1 inches |
| Manufacturer | ShenZhen ShanWan Technology Co., Ltd. |

8. WARRANTY AND SUPPORT

For warranty information and customer support, please refer to the product packaging or contact the seller directly. A digital version of the user manual (PDF) may also be available for download from the product's Amazon listing page.

You can visit the official arVin store on Amazon for more products and support:[arVin Store](#)

Related Documents - Standard Version(D6)

| | |
|---|--|
|  | <p>ArVin Wireless Game Controller User Manual and Connection Guide</p> <p>A comprehensive guide to connecting and using the ArVin Wireless Game Controller with various devices including iOS, Android, and Nintendo Switch. Learn about button functions, pairing procedures, and supported features.</p> |
|  | <p>arVin Wireless Gaming Controller: User Manual & Connection Guide</p> <p>Comprehensive setup and connection guide for the arVin Wireless Gaming Controller. Learn how to connect to iOS, Android, Steam Deck, and PC for games like Call of Duty Mobile. Includes troubleshooting and feature details.</p> |
|  | <p>Wireless Game Controller User Manual - VP-408</p> <p>Comprehensive user manual for the VP-408 wireless game controller, covering setup and connection guides for PS4, PS3, PC (wired and wireless), iOS, and Android devices. Includes troubleshooting tips and feature descriptions.</p> |
|  | <p>arVin BSP-D3 Mobile Wireless Gamepad User Manual</p> <p>User manual for the arVin BSP-D3 mobile wireless gamepad, providing setup and connection guidelines for iOS, Android, and PC devices. Learn how to connect via Bluetooth and map keys for gaming.</p> |
|  | <p>arVin Gaming Controller User Manual - Setup and Compatibility Guide</p> <p>Detailed user manual for the arVin Gaming Controller, covering setup, features, and compatibility for iOS, Android, and PC devices. Learn how to connect and play your favorite games.</p> |
|  | <p>arVin MOCUTE-060F Wireless Game Controller User Manual</p> <p>Comprehensive user manual for the arVin MOCUTE-060F wireless game controller, covering setup, connection guidelines for iOS, Android, and PC, troubleshooting, and FAQs.</p> |