

manuals.plus /

› **1Mii** /

› **1Mii B06Ultra Bluetooth 5.2 Receiver User Manual**

1Mii B06Ultra

1Mii B06Ultra Bluetooth 5.2 Receiver User Manual

Model: B06Ultra | Brand: 1Mii

INTRODUCTION

The 1Mii B06Ultra Bluetooth 5.2 Receiver is designed to bring high-fidelity wireless audio to your existing home stereo systems, transforming the Bluetooth audio signal from smartphone/tablet into sound with unparalleled clarity and richness. Featuring LDAC for Hi-Res audio, an audiophile-grade DAC, and support for aptX HD and Low Latency codecs, this adapter transforms your wired audio setup into a modern, high-performance wireless system. It offers versatile connection options including optical, coaxial, and 3.5mm AUX outputs, ensuring compatibility with a wide range of devices.

WHAT'S IN THE BOX



1 B06Ultra Bluetooth Audio Receiver



2 USB Power Cable




3 3.5mm Male To RCA Male Cable




4 3.5mm Audio Cable



5 Optical Cable



6 Power Adapter



7 User Manual



Figure 1: All items included in the 1Mii B06Ultra package.

- 1Mii B06Ultra Bluetooth Receiver
- Optical Cable
- 3.5mm Male to RCA Male Cable
- 3.5mm Male to Male Cable
- Power Cable + Power Adapter
- User Manual

PRODUCT OVERVIEW



Figure 2: Front view of the 1Mii B06Ultra receiver.

The 1Mii B06Ultra features a compact design with intuitive controls. It includes dual antennas for extended range and multiple audio output options on the rear panel.

FLEXIBLE CONNECTIVITY



Figure 3: Flexible connectivity options on the rear panel.

- **Power On/Off Button:** Located on the front panel.
- **Volume +/- Buttons:** Adjust audio output volume. Long press for next/previous track.
- **3D Button:** Toggles 3D surround sound effect.
- **Play/Pause/Bluetooth Pairing Button:** Central button for media control and initiating Bluetooth pairing.
- **Optical Output:** For digital audio connection to compatible devices.
- **Coaxial Output:** For digital audio connection to compatible devices.
- **3.5mm AUX Output:** For analog audio connection to devices with 3.5mm or RCA inputs (using the included adapter cable).
- **DC 5V Input:** Power input port.

SETUP

1. Initial Setup

1. Unpack all components from the box.

2. Attach the two antennas to the designated ports on the rear of the 1Mii B06Ultra receiver. Ensure they are securely tightened and positioned upright for optimal signal reception.
3. Connect the power cable to the DC 5V input port on the receiver and plug the power adapter into a wall outlet.

2. Connecting to Your Audio System

The 1Mii B06Ultra offers multiple ways to connect to your home stereo system, powered speakers, or AV receiver:

- **Optical Connection:** Use the included optical cable to connect the "Optical" output on the B06Ultra to the optical input on your audio system.
- **Coaxial Connection:** Use a coaxial cable (not included) to connect the "Coaxial" output on the B06Ultra to the coaxial input on your audio system.
- **3.5mm AUX / RCA Connection:** Use the included 3.5mm male to male cable to connect the "3.5mm" output on the B06Ultra to a 3.5mm AUX input on your audio system. Alternatively, use the included 3.5mm male to RCA male cable to connect the "3.5mm" output on the B06Ultra to the RCA inputs (red and white) on your audio system.

Plug

Insert the Power Cable and Audio Cable Into the Device



Pair

Turn on the Bluetooth on Your Phone and Pair with B06Ultra

Play

Hit the Play Button on Your Phone to Play Music
The Button on the Device can also Pause and Play Music



Figure 4: Simplified connection steps: Plug, Pair, Play.

Bring New Life into Old-Fashioned Stereo Receivers

Audiophile-grade DAC ES9018K2M - Make Wired Stereo/Speaker
Wireless in Seconds - Enjoy High-Definition Audio



Figure 5: The 1Mii B06Ultra seamlessly integrates with existing stereo systems.

OPERATING INSTRUCTIONS

1. Bluetooth Pairing

1. Power on the 1Mii B06Ultra receiver. The LED indicator will begin flashing, indicating it is in pairing mode.
2. On your smartphone, tablet, or other Bluetooth audio device, enable Bluetooth and search for available devices.
3. Select "B06Ultra" from the list of found devices to connect.
4. Once connected, the LED indicator on the B06Ultra will turn solid, confirming a successful pairing.

2. Volume Control and Track Navigation

- Press the + button to increase volume.
- Press the - button to decrease volume.
- Press and hold the + button for 2 seconds to skip to the next track.

- Press and hold the - button for 2 seconds to go to the previous track.
- Press the central Play/Pause button to pause or resume playback.

3. 3D Audio Mode

The 1Mii B06Ultra features a 3D audio mode to enhance your listening experience with a surround sound effect from a normal audio source.



Figure 6: Activating the 3D Surround Effect Mode.

- Press the "3D" button on the front panel to toggle the 3D audio effect on or off.

HIGH-RESOLUTION AUDIO AND DAC

The 1Mii B06Ultra is equipped with advanced audio technologies to deliver superior sound quality:

- **LDAC Hi-Res Wireless Audio:** Supports audio sampling rates up to 24bit/96KHz and transmits at a maximum bit rate of 990kbps, providing uncompromised high-definition sound quality that surpasses standard Bluetooth.

- **Audiophile DAC Stereo Performance:** Features an ES9018K2M chip to efficiently decode and play audio files in their lossless glory, ensuring a high-performance audio experience.
- **Bluetooth 5.2 with aptX HD & LL:** Utilizes a Qualcomm Bluetooth 5.2 chip and supports LDAC, aptX HD, aptX LL, aptX, SBC, and AAC Bluetooth audio codecs for the best wireless audio experience with low latency.

High-Resolution Wireless Audio

ADVANCED BLUETOOTH TECHNOLOGY

Supports LDAC audio codec that provides an immersive wireless audio listening experience.

Transmits 3X the data compared to other Bluetooth audio codecs

Also supports Qualcomm aptX HD, aptX LL, aptX



AAC
SBC

- ✗ Qualcomm® aptX® Low Latency
- ✗ Qualcomm® aptX® HD
- ✗ Qualcomm® aptX®

	Supports up to 24bit/96 kHz sampling rate
LDAC	990kbps
	Supports up to 24bit/48 kHz sampling rate
aptX HD	576kbps
	Supports up to 16bit/96 kHz sampling rate
AAC	264kbps
	Supports up to 16bit/48 kHz sampling rate
SBC	328kbps

Figure 7: High-Resolution Wireless Audio capabilities.

High Performance Audiophile-grade DAC

Efficiently decode lossless audio files for a listening experience that rivals wired setups, elevating your stereo system to new heights

 **Bluetooth 5.2**

LDAC

 Qualcomm[®]
aptX[™] HD

 Qualcomm[®] aptX[™]
Low Latency



Figure 8: High Performance Audiophile-grade DAC.

MAINTENANCE

- Keep the device in a dry environment, away from moisture and extreme temperatures.
- Clean the device with a soft, dry cloth. Do not use liquid cleaners or aerosols.
- Avoid dropping or subjecting the device to strong impacts.
- Ensure proper ventilation around the device to prevent overheating.

TROUBLESHOOTING

If you encounter issues with your 1Mii B06Ultra receiver, please refer to the following common troubleshooting tips:

- **No Power:** Ensure the power adapter is securely connected to both the device and a working power outlet.
- **Cannot Pair:**

- Make sure the B06Ultra is in pairing mode (flashing LED).
- Ensure your Bluetooth device is within range (up to 100ft line-of-sight outdoors, 50ft indoors).
- Clear previous Bluetooth connections on your device and try pairing again.
- Restart both the B06Ultra and your Bluetooth device.

- **No Sound:**

- Verify that the correct input source is selected on your audio system (e.g., Optical, Coaxial, AUX).
- Check all audio cables are securely connected.
- Adjust the volume on both the B06Ultra and your audio system.
- Ensure your Bluetooth device is playing audio and its volume is not muted.

- **Poor Sound Quality/Intermittent Connection:**

- Reduce the distance between the B06Ultra and your Bluetooth device.
- Remove any obstacles between the devices that might interfere with the signal.
- Avoid placing the B06Ultra near Wi-Fi routers or other wireless devices that may cause interference.
- Ensure the antennas are properly installed and oriented.

SPECIFICATIONS

Feature	Detail
Model Number	B06Ultra
Connectivity Technology	Bluetooth 5.2
Audio Codecs Supported	LDAC, aptX HD, aptX LL, aptX, SBC, AAC
DAC Chip	ES9018K2M
Audio Output Modes	Stereo
Connector Types	Optical, Coaxial, 3.5mm Jack
Wireless Range	Up to 100ft (30m) line-of-sight outdoors, 50ft (15m) indoors
Power Input	DC 5V
Item Weight	10.2 ounces (approx. 289g)
Dimensions (Package)	7.76 x 5.2 x 1.54 inches

OFFICIAL PRODUCT VIDEO

Your browser does not support the video tag.

Video: Unboxing and overview of the 1Mii B06Ultra HiFi Bluetooth Receiver for Home Stereo.

WARRANTY AND SUPPORT







For warranty information, technical support, or any inquiries regarding your 1Mii B06Ultra Bluetooth Receiver, please refer to the official 1Mii website or contact their customer service directly. Details can typically be found in the included user manual or on the product's official support page.

Additional protection plans may be available for purchase through your retailer to extend coverage beyond the standard

manufacturer's warranty.



Related Documents - B06Ultra

	<p>1Mii B06Ultra Bluetooth Receiver User Manual</p> <p>User manual for the 1Mii B06Ultra Bluetooth 5.2 Receiver, detailing its features, setup, and operation for Hi-Res Wireless Audio.</p>
	<p>1Mii B03Pro Bluetooth 5.3 Transmitter Receiver: User Manual & Features</p> <p>A comprehensive guide to the 1Mii B03Pro Bluetooth 5.3 transmitter and receiver, detailing its advanced features, technical specifications, connection modes, and operational instructions for seamless wireless audio.</p>
	<p>1Mii B06S+ Bluetooth 5.2 Receiver: HiFi Audio Adapter User Manual</p> <p>Comprehensive user manual for the 1Mii B06S+ Bluetooth 5.2 receiver. Learn about its HiFi audio capabilities, LDAC, aptX HD, aptX Low Latency, setup, and operation for your home stereo system.</p>
	<p>1Mii B03Pro Bluetooth 5.0 Transmitter and Receiver User Manual</p> <p>User manual for the 1Mii B03Pro Bluetooth 5.0 audio transmitter and receiver. Features include aptX HD, Low Latency, ESS DAC, Optical/RCA/AUX connectivity, and dual-link for high-fidelity wireless audio streaming.</p>
	<p>1Mii B03 Bluetooth 5.3 Transmitter Receiver User Manual</p> <p>User manual for the 1Mii B03 Bluetooth 5.3 Transmitter Receiver, detailing its features, operation, and troubleshooting for home stereo audio transmission with aptX Low Latency and HD support.</p>
	<p>1Mii B03 Bluetooth 5.0 Transmitter Receiver User Guide</p> <p>Comprehensive user guide for the 1Mii B03 Long Range Bluetooth 5.0 Transmitter and Receiver. Learn how to connect your TV or home stereo for wireless audio with aptX Low Latency support.</p>