

Amazon Echo Show 21

Amazon Echo Show 21 User Manual

Model: Echo Show 21

1. INTRODUCTION

Welcome to your new Amazon Echo Show 21. This smart display is designed to be the central hub for your home, offering a large Full HD screen for entertainment, organization, and communication. With built-in Fire TV and Alexa, you can stream content, manage your smart home, make video calls, and keep your family organized with customizable widgets.

echo show 21

Smart kitchen TV for home organization

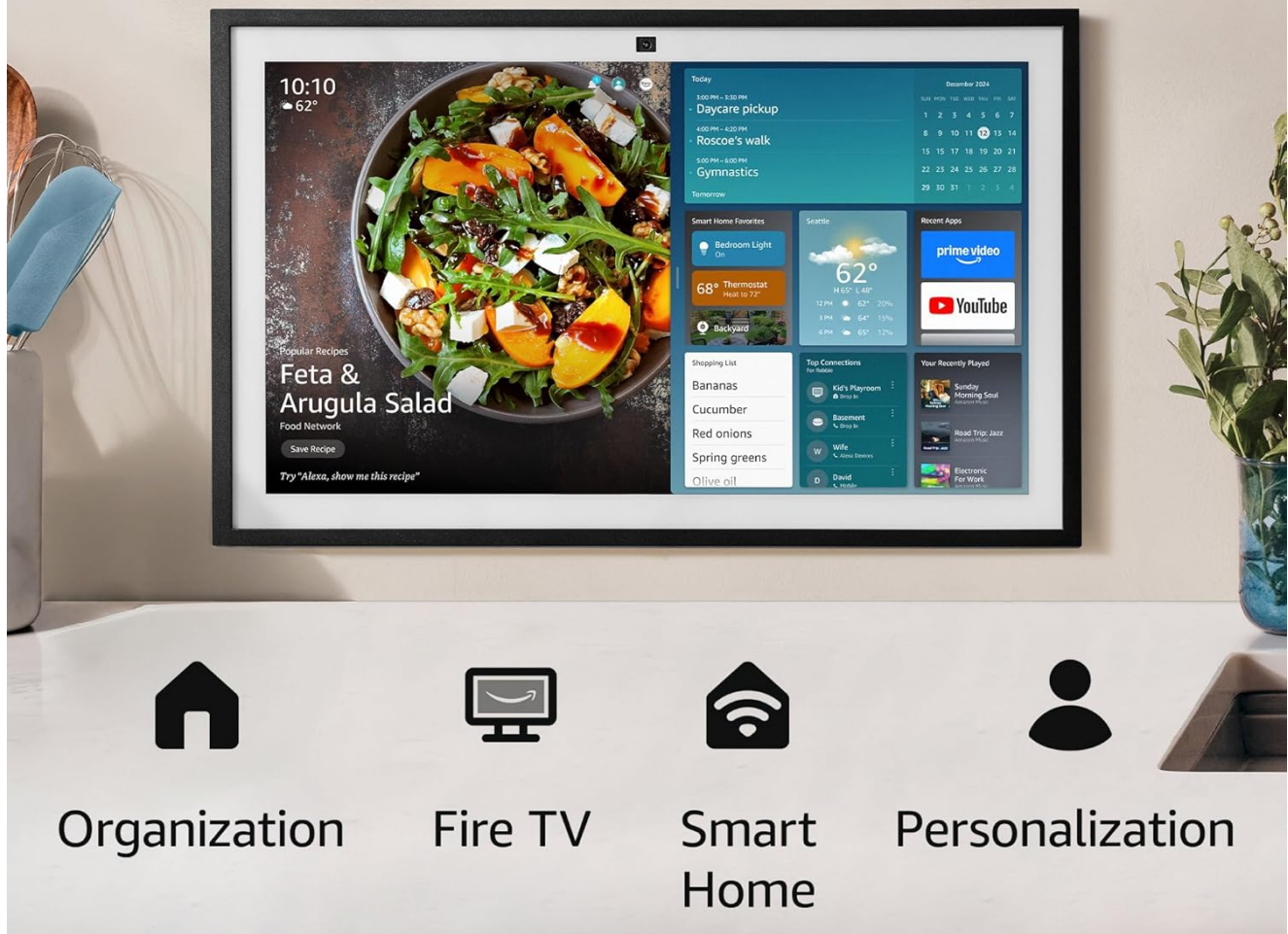


Figure 1.1: Amazon Echo Show 21 Overview

The Echo Show 21 integrates seamlessly into your daily life, providing a visual and interactive experience for all your Alexa commands.

2. GETTING STARTED: SETUP

2.1 What's in the Box

- Echo Show 21 device
- Alexa Voice Remote with batteries (2 AAA included)
- Power adapter (30W) and 5 ft. cord (white)
- Wall mount, anchors, screws, mounting template
- Quick start guide

2.2 Initial Setup

The Echo Show 21 is designed for simple setup. You will need a Wi-Fi connection.

1. **Power On:** Connect the power adapter to your Echo Show 21 and plug it into a wall outlet. The device will

automatically power on.

2. **Wi-Fi Connection:** Follow the on-screen instructions to connect your device to your Wi-Fi network. Amazon Wi-Fi simple setup can automatically connect your device if you are a Prime member and have previously saved your Wi-Fi credentials.
3. **Amazon Account Login:** Log in with your Amazon account credentials.
4. **Personalization:** Customize your home screen, set up profiles, and configure your preferred settings.
5. **Remote Pairing:** The included Alexa Voice Remote should pair automatically. If not, follow the on-screen instructions or refer to the quick start guide for manual pairing.



Figure 2.1: Echo Show 21 with Alexa Voice Remote

2.3 Mounting Options

The Echo Show 21 can be wall-mounted using the included hardware or placed on a stand (sold separately). Wall mounting requires an electric drill.

3. OPERATING YOUR ECHO SHOW 21

3.1 Voice Control with Alexa

Your Echo Show 21 is primarily controlled by voice using Alexa. Simply say the wake word "Alexa" followed by your command or question.

- **General Commands:** "Alexa, what's the weather?", "Alexa, set a timer for 10 minutes."
- **Music & Audio:** "Alexa, play pop music," "Alexa, play my morning playlist."
- **Video & Entertainment:** "Alexa, open Prime Video," "Alexa, play The Boys on Netflix."

3.2 Fire TV Integration

Enjoy endless entertainment with built-in Fire TV. Use the included Alexa Voice Remote or voice commands to navigate.



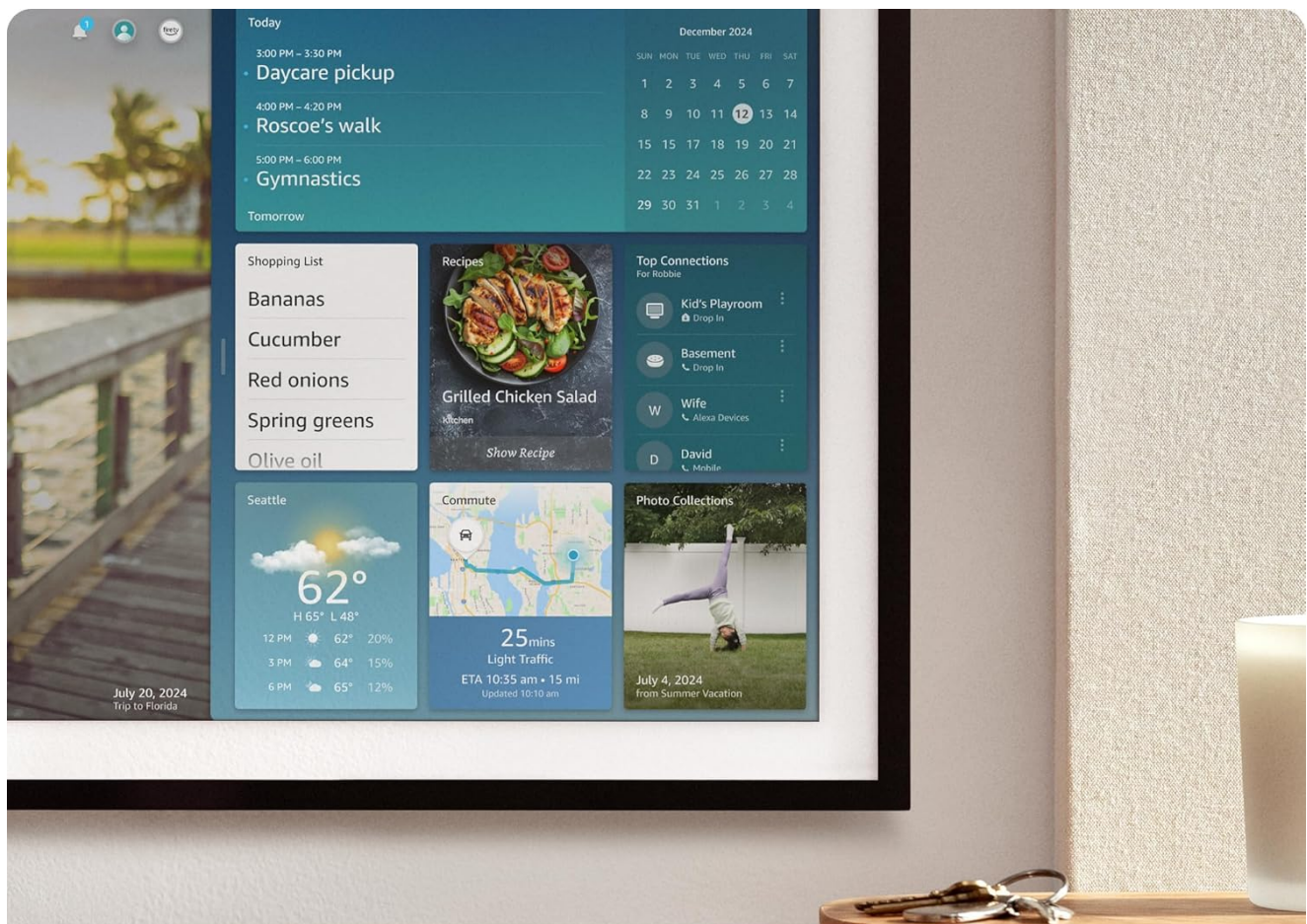
Enjoy an immersive streaming
experience and powerful
vibrant sound
Stand sold separately.

Figure 3.1: Fire TV Interface

- Access thousands of apps like Prime Video, Netflix, YouTube, Apple TV.
- Stream movies, TV shows, and live content.
- The Fire TV remote allows for traditional navigation and playback control.

3.3 Home Screen & Widgets

The 21-inch display is ideal for organizing your day with customizable widgets.



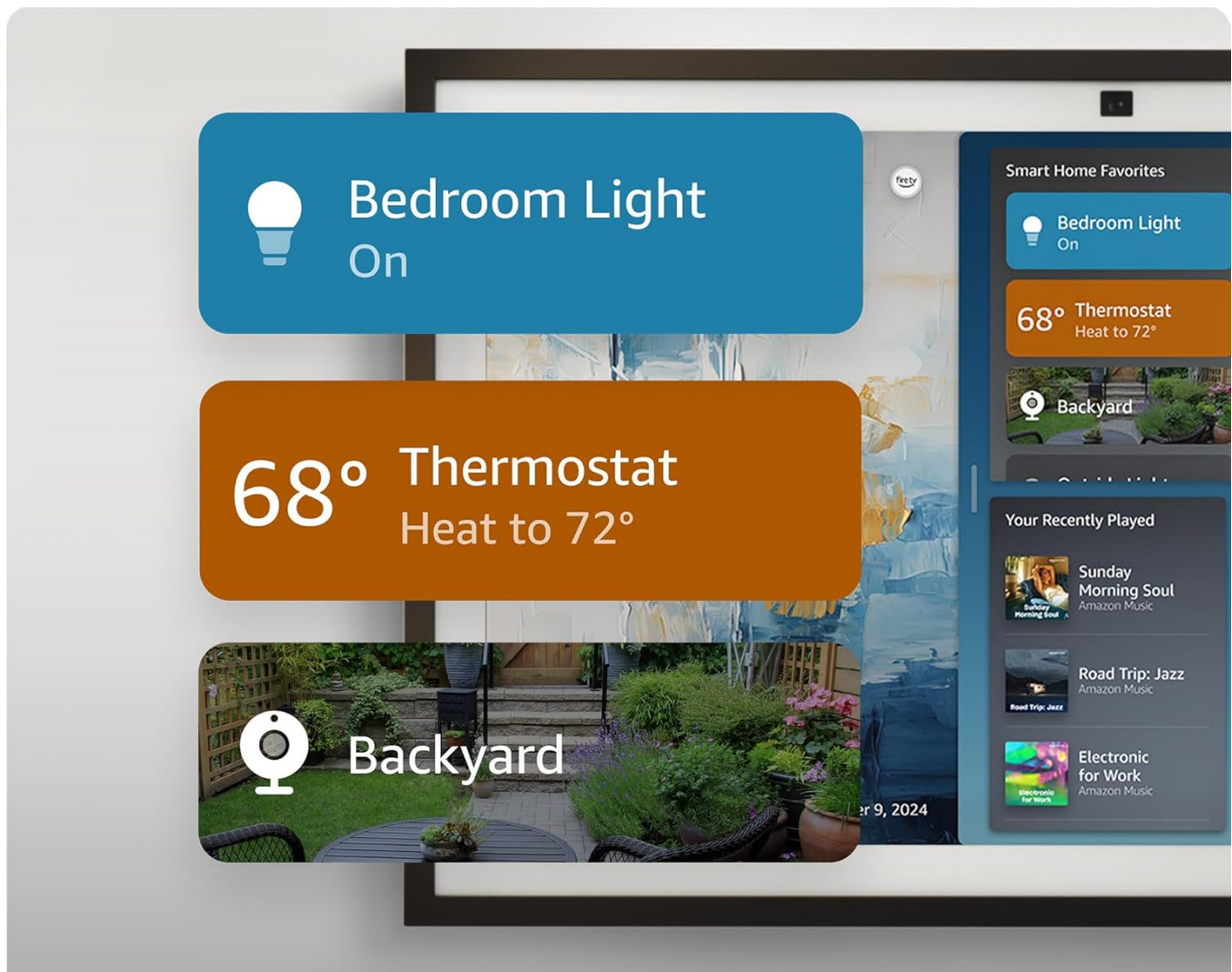
Choose the widgets displayed on the large-sized home screen to see what matters to you

Figure 3.2: Customizable Home Screen Widgets

- Keep important information like calendars, shopping lists, and weather in view.
- Personalize your home screen with family photos.

3.4 Smart Home Control

Control compatible smart devices using your voice or the smart home dashboard.



Keep your smart home in sync with the smart home dashboard

Figure 3.3: Smart Home Dashboard

- Turn lights on/off, adjust thermostats, or view live camera feeds.
- Supports Zigbee, Matter, and Thread Border Router for broad compatibility.

3.5 Video Calling

Connect with family and friends using the 13 MP camera with auto-framing, wide field of vision, 3.3x zoom, and noise reduction.



Frame your favorite photos

Figure 3.4: Echo Show 21 as a Digital Photo Frame

The camera can also be used to display your favorite memories as a digital photo frame.

4. MAINTENANCE

To ensure the longevity and optimal performance of your Echo Show 21, follow these maintenance guidelines:

- **Cleaning the Screen:** Use a soft, lint-free cloth to gently wipe the screen. For stubborn smudges, slightly dampen the cloth with water. Avoid abrasive cleaners or sprays directly on the screen.
- **Cleaning the Device Body:** Wipe the exterior surfaces with a dry, soft cloth. Do not use harsh chemicals or solvents.
- **Ventilation:** Ensure the device's ventilation openings are not blocked to prevent overheating.
- **Software Updates:** Your Echo Show 21 receives automatic software security updates. Ensure your device is connected to Wi-Fi to receive these updates.

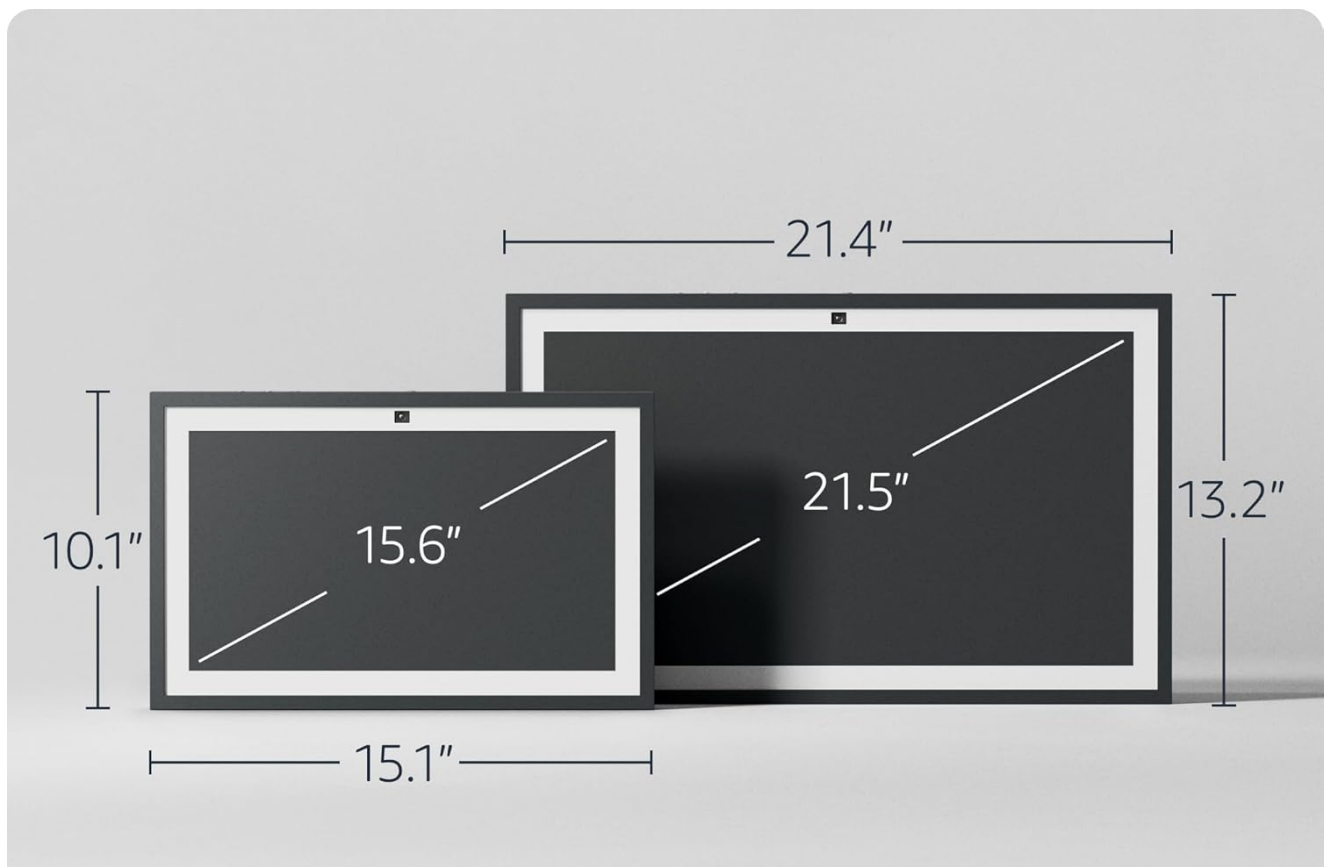
5. TROUBLESHOOTING

If you encounter issues with your Echo Show 21, try the following common solutions:

- **Device Not Responding:** Try saying "Alexa" again clearly. If unresponsive, unplug the power adapter for a few seconds and then plug it back in to restart the device.
- **No Wi-Fi Connection:** Check your router and modem to ensure they are working correctly. Restart your router. On the Echo Show 21, go to Settings > Network to re-select your Wi-Fi network and re-enter the password.
- **Audio Issues:** Ensure the volume is not muted or too low. Say "Alexa, turn up the volume." Check audio settings in the device menu.
- **Camera Not Working:** Ensure the physical camera shutter is open and the mic/camera-off button is not activated (red light indicates off).
- **Remote Not Responding:** Check the batteries in the Alexa Voice Remote. If necessary, replace them. Repair the remote if it becomes disconnected.

6. TECHNICAL SPECIFICATIONS

Feature	Specification
Size	21.4"W x 13.2"H x 1.5"D
Weight	10.7 lb
Display	21" with 1920 x 1080 resolution (landscape or portrait)
Camera	13 MP + Shutter
Audio	Two 2" woofers + two 0.6" tweeters
Wi-Fi Connectivity	Wi-Fi 6E (802.11ax), Tri-band, dual-antenna (MIMO). Supports 802.11a/b/g/n/ac.
Smart Home Hub	Zigbee + Matter + Thread Border Router
Processor	Octa-core SoC with Amazon AZ2 neural network engine
Sensors	ALS RGB + Accelerometer
Language	English and Spanish



Echo Show 15

* Height with Premium Adjustable Stand is 11.32"

Echo Show 21

* Height with Premium Adjustable Stand is 14.4"

Echo Show 15 and Echo Show 21 are sold separately

Figure 6.1: Echo Show 15 vs. Echo Show 21 Dimensions

7. PRIVACY FEATURES

The Echo Show 21 is designed with multiple layers of privacy controls:

- **Mic/Camera-Off Button:** A physical button to electronically disconnect the microphones and camera.
- **Camera Shutter:** A built-in physical shutter to cover the camera lens.
- **Wake Word Technology:** Alexa devices only begin recording and sending audio to the cloud after detecting the wake word.
- **Streaming Indicators:** Visual indicators show when audio or video is being streamed to the cloud.
- **Voice Recording Control:** Ability to view and delete your voice recordings.



Includes mic/camera-off button and built-in camera shutter

Figure 7.1: Mic/Camera-Off Button and Camera Shutter

For more details, visit the [Alexa Privacy Hub](#).

8. ACCESSIBILITY FEATURES

The Echo Show 21 includes various accessibility features to personalize Alexa to your abilities:

- **Tap to Alexa:** Access Alexa via touch through on-screen tiles or a keyboard.
- **Adaptive Listening:** Provides more time to finish speaking before Alexa responds.
- **Preferred Speaking Rate:** Control how fast or slow Alexa speaks.
- **Captioning:** Alexa Captioning, Call Captioning, and Closed Captioning provide text for supported content.
- **Show and Tell:** Helps users who are blind or visually impaired identify products.
- **VoiceView Screen Reader:** Enables access for customers who are blind or visually impaired.
- **Screen Magnifier:** Zoom in/out and pan around the screen.
- **Kindle Read Aloud:** Have Alexa read your Kindle books aloud.
- **Real Time Text:** Type live text in a video call.

These features can be enabled via Settings > Accessibility on your device.

9. WARRANTY AND SUPPORT

9.1 Product Warranty

Your Echo Show 21 comes with a **1-year limited warranty and service**. Optional 1-year, 2-year, and 3-year extended warranties are available for U.S. customers, sold separately.

Use of Echo Show 21 and Fire TV on Echo Show 21 is subject to their respective terms of service.

9.2 Customer Support

For further assistance, troubleshooting, or to learn more about your device, please visit the Amazon support website or contact Amazon customer service.

Documents - Amazon – Echo Show 21



[Amazon Echo Show 21 Product Sustainability Fact Sheet](#)

A comprehensive overview of the Amazon Echo Show 21's sustainability efforts, covering its carbon footprint, materials, energy consumption, transportation, product use, and end-of-life considerations. Learn about Amazon's commitment to reducing environmental impact.

lang:en score:20 filesize: 10.46 M page_count: 9 document date: 2024-11-19

[illegible]

[\[pdf\]](#) Dimension Guide

Dudek Aurelien Echo Show 21 3 8 x 14 2 1 cm Poids 0 04 kg Piles piles AAA incluses Technologie

Bluetooth Compatibilité 15 Fire TV Stick 4K 1re 0840268998288 f boulangier scene7 is content Boulanger

III

Dimensions L x H x P Poids cran Camra Audio Connectivité Wi-Fi Connectivité Bluetooth

Systeme Configuration Processeur Capteur Contenu de la bote Garantie et services

Fonctionnalités visant protéger votre vie privée 54 x 34 x 3,8 cm **Echo Show 21** 4,9 kg 21

avec resolution 1920 x 1080 13 Mpx avec cach...

lang:fr score:19 filesize: 99.51 K page count: 2 document date: 2024-11-21

Lockin Veno FAQ & Troubleshoot

Q: How to contact Lockin for customer service?

A: For any assistance, please contact our customer service team at support@lockin.com

Q: What is Lockin's privacy policy like?

A: The data (biometric palm vein, fingerprints, passwords) in Lockin Veno lock is stored locally on the lock and is not uploaded. Lockin Veno needs to be operated through the Lockin Smart App because it needs to remote control the lock, which will use the cloud service deployed on Amazon AWS for remote control, not user identity information. Password of AWS will only be stored on the device, not on AWS. Lockin Smart App does not collect personal information from users. Lockin strictly complies with privacy regulations.

Q: How does Lockin's Venkey™ palm vein recognition work?

A: Lockin Venkey™ palm vein recognition uses a 600nm near-infrared to detect a person's approach, guiding interaction with dynamic lighting. A specialized infrared camera captures subcutaneous vein patterns in the palm, which are then processed by an encrypted palm vein algorithm chip for local identity verification. By recognizing such individuals' unique and non-replicable palm vein data, this technology enables a smooth, secure, and painless face-to-face authentication experience. All user data is stored locally, eliminating concerns about data leakage or cloud up loads. Veno with an average recognition time of no more than 0.17 seconds and a success rate of over 99.9%. The false acceptance rate is less than 0.0001%, ensuring a stable, seamless, and secure user experience. Even users with skin as sensitive, dry, moisture, or long nails can use it effortlessly. Palm vein recognition technology offers numerous advantages, including built-in business detection, collection, rugged, stable, biometric characteristics, low environmental requirements, resistance to tampering and theft, reduced false triggers, and immunity to external team confusion.

Lockin Veno FAQ & Troubleshooting Guide

Comprehensive Frequently Asked Questions and troubleshooting solutions for the Lockin Veno smart lock, covering installation, features, connectivity, and maintenance.

lang:en score:10 filesize: 386.5 K page_count: 24 document date: 2025-08-22

[pdf] Quick Start Guide

22 005110 01 EchoShow21 Online QSG UK EN Echo Show 21 cloudfront net 29 nov 2024 — FOLLOW

THE ON SCREEN SETUP Log in with an existing Amazon account username and password or create a new 4 DOWNLOAD AMAZON ALEXA APP The app d1ergij2b6wmg5 S3 Cloudfront EFD |||

...

lang:en score:10 filesize: 1.15 M page_count: 3 document date: 2024-04-30

Lockin Veno Plus FAQ & Troubleshoot

Q: How to contact Lockin for customer service?

A: For any assistance, please contact our customer service team at support@lockin.com

Q: What is Lockin's privacy policy like?

A: The data (biometric palm vein, fingerprints, passwords) in Lockin Veno Plus is stored locally on the lock and is not uploaded. Lockin Veno Plus needs to be operated through the Lockin Smart App because it needs to view the situation outside the door through cameras and then open or close the lock, which will use the cloud service deployed on Amazon AWS for PCP encrypted playback, and will neither store users' video data in AWS, nor use users' content information. Password of AWS will only be stored on the device, not on AWS. Lockin Smart App does not collect personal information from users. Lockin strictly complies with privacy regulations.

Q: How does Lockin's Venkey™ palm vein recognition work?

A: Lockin Venkey™ palm vein recognition uses a 600nm near-infrared to detect a person's approach, guiding interaction with dynamic lighting. A specialized infrared camera captures subcutaneous vein patterns in the palm, which are then processed by an encrypted palm vein algorithm chip for local identity verification. By recognizing such individuals' unique and non-replicable palm vein data, this technology enables a smooth, secure, and painless face-to-face authentication experience. All user data is stored locally, eliminating concerns about data leakage or cloud up loads. Veno Plus with an average recognition time of no more than 0.17 seconds and a success rate of over 99.9%. The false acceptance rate is less than 0.0001%, ensuring a stable, seamless, and secure user experience. Even users with skin as sensitive, dry, moisture, or long nails can use it effortlessly. Palm vein recognition technology offers numerous advantages, including built-in business detection, collection, rugged, stable, biometric characteristics, low environmental requirements, resistance to tampering and theft, reduced false triggers, and immunity to external team confusion.

Lockin Veno Plus FAQ & Troubleshooting Guide

Comprehensive Frequently Asked Questions and troubleshooting guide for the Lockin Veno Plus smart lock, covering installation, connectivity, smart home integration, security features, and battery management.

lang:en score:9 filesize: 396.97 K page_count: 25 document date: 2025-08-20

Lockin Veno Pro FAQ & Troubleshoot

Q: How to contact Lockin for customer service?

A: For any assistance, please contact our customer service team at support@lockin.com

Q: What is Lockin's privacy policy like?

A: The data (biometric palm vein, fingerprints, passwords) in Lockin Veno Pro is stored locally on the lock and is not uploaded. Lockin Veno Pro needs to be operated through the Lockin Smart App because it needs to view the situation outside the door through cameras and then open or close the lock, which will use the cloud service deployed on Amazon AWS for PCP encrypted playback, and will neither store users' video data in AWS, nor use users' content information. Password of AWS will only be stored on the device, not on AWS. Lockin Smart App does not collect personal information from users. Lockin strictly complies with privacy regulations.

Q: Where does the inspiration for the Lockin Veno Pro come from?

A: We noticed traditional door locks have so many problems—they're not always safe, they're not very rugged, and the control experience can be frustrating. Think about it: fingerprints sensors fail all the time, door cameras miss important events, and dealing with battery life is a hassle. So we asked ourselves, what if we could make a smart lock that truly solves these issues? That's where the Lockin Veno Pro comes in. With Venkey™ palm vein recognition, you get touch-free unlocking—it's safer and cleaner. The 180° ultra-wide 2K HD LockinCam gives you a full view outside your door. And with AI-powered detection and solar-powered battery life, the lock works off-early without interruptions. At Lockin, every feature we create is designed to solve real problems and give you a smart home experience that's both secure and easy life.

Lockin Veno Pro FAQ & Troubleshooting Guide

Comprehensive guide to Lockin Veno Pro smart lock features, installation, connectivity, security, and troubleshooting. Learn about palm vein recognition, smart home integration, and more.

lang:en score:9 filesize: 399.31 K page_count: 26 document date: 2025-08-20

Echo Show 15	
Dimension L x H x P	41 x 28 x 6 cm
Poids	2,2 kg
Ecran	15,6" sans bordure 3850 x 2200
Caméra	13 Mpx avec caméra 4K et autofocus. La qualité et la taille des photos peuvent varier.
Audio	Deux enceintes de basses et deux haut-parleurs 5 W.
Connectivité Wi-Fi	Wi-Fi 6E (802.11ax) pour charger Wi-Fi 6E et bande double bande (MIMO). Point de charge des câbles Wi-Fi 6E (802.11ax) rapide. Ne prend pas en charge les câbles Wi-Fi 6E autres que IEEE.
Connectivité Bluetooth	Prend en charge de petits appareils sans fil (comme des écouteurs Bluetooth) pour le streaming audio depuis votre appareil mobile vers Echo Show 15 ou depuis Echo Show 15 vers votre autre appareil Bluetooth. Prend en charge de petits appareils sans fil (comme des écouteurs Bluetooth) pour le streaming audio de votre appareil mobile vers Echo Show 15. Le connectivité Bluetooth ne prend pas en charge les appareils Bluetooth. Les appareils Bluetooth qui ne supportent pas le codec AAC ne sont pas pris en charge.
Système	Echo Show 15 est prêt à être connecté à votre Wi-Fi. L'application Alexa est compatible avec les appareils Fire OS, Android et iOS. La configuration nécessite un compte Amazon. Voir la page d'aide de la configuration pour plus d'informations. Pour plus d'informations sur la configuration, consultez la page d'aide de la configuration.
Configuration	La configuration Wi-Fi rapide Amazon (Wi-Fi Simple Setup) permet aux clients de connecter facilement des appareils à leur réseau Wi-Fi. La configuration Wi-Fi simple Amazon est une autre façon pour Alexa de se connecter aux autres. Voici comment configurer la configuration Wi-Fi simple.
Processeur	Système sur puce personnalisée avec processeur Amazon A22.
Capteur	Capteur de lumière ambiante RGB + caméra.
Contenu de la boîte	Echo Show 15 2e génération, kit de démarrage vocal Alexa (2021) avec piles, adaptateur secteur (30 W) et câble USB-C, support mural, câble HDMI, un câble de l'arrière et câble de démarrage rapide. La configuration requiert le Wi-Fi. L'appareil peut être utilisé sans (personne d'autre que vous) ou placé sur un support (comme un étagère).
Garantie et service	Si vous avez acheté cet appareil, vous bénéficiez de la garantie légale de conformité sur les biens de consommation prévue par les articles L. 217-2 et suivants du Code de la consommation français, qui couvre les défauts de conformité apparaissant dans un délai de 24 mois à compter de la date de livraison du produit initial. Si le défaut est constaté avant l'expiration de la garantie légale de conformité, vous pouvez demander à la réparation ou au remplacement du produit ou à la restitution du produit. Pour plus d'informations sur les garanties légales, consultez la section Garantie légale . Cet appareil est également couvert par la garantie commerciale Fire et Amazon pour le service client. Les services et conditions sont décrits dans le livre d'accueil des données de produit et également disponibles en consultant la section Garantie commerciale . Cette garantie commerciale est également applicable à la vente de produits de la gamme Echo Show après le lancement de l'appareil. L'utilisation de cet appareil est régie par les conditions d'utilisation de l'application .
Précisions avant la première mise en place	En raison de son écran tactile, l'appareil est sensible à l'usure de votre regard dans le cadre de la mise en place. Pour plus d'informations, consultez la section Précisions avant la première mise en place . Pour plus d'informations sur la mise en place, consultez la section Précisions avant la première mise en place .

[pdf] Dimension Guide

Dudek Aurelien 0840268944810 f 0 boulanger scene7 is content Boulanger |||

Dimensions l x H x P Poids cran Camra Audio Connectivité Wi-Fi Connectivité Bluetooth
Système Configu ... ande vocale Alexa 2024 3,8 x 14,2 x 1,8 cm 0,04 kg 2 piles AAA
incluses Bluetooth Echo Show 15, **Echo Show 21**, Fire TV Stick 4K 1re génération et
généralisations ultérieures, Fire TV Stick 4K Max 1re génération...

lang:fr score:9 filesize: 99.67 K page_count: 2 document date: 2024-11-21