

## Manuals+

[Q & A](#) | [Deep Search](#) | [Upload](#)

[manuals.plus](#) /

› [UGREEN](#) /

› [UGREEN 30W Power Bank Mini 10,000mAh Battery Pack 2-Port PD3.0 USB C+A Fast Charging Digital Display Portable Charger for iPhone 16 Pro Max/15/14, MacBook Air, iPad, Galaxy S24 Ultra, Pixel 9, Black](#)

### UGREEN 25185

# UGREEN 30W Power Bank Mini 10,000mAh User Manual

Model: 25185

Brand: UGREEN

## 1. INTRODUCTION

Thank you for choosing the UGREEN 30W Power Bank Mini 10,000mAh. This portable charger is designed to provide fast and efficient power to your devices on the go. With its compact size, high capacity, and advanced charging technology, it ensures your devices stay powered throughout the day.



Image: The UGREEN 30W Power Bank Mini 10,000mAh, showcasing its sleek design and included USB-C to USB-C cables.

## 2. PRODUCT FEATURES


- **30W Fast Charging:** Equipped with one 30W USB-C port and one 22.5W USB-A port, allowing simultaneous fast charging of two devices.
- **Compact Yet Powerful:** Measuring 102×52×25.5mm and weighing 180g, it is ideal for travel and daily portability.
- **30W High-speed Recharge:** The USB-C port supports 30W input, enabling a full recharge of the power bank in approximately 2 hours.
- **Smart Digital Display:** An LED screen clearly shows the remaining battery capacity at a glance.
- **Superior Safety:** Features intelligent voltage and current management, built-in over-temperature protection, and an advanced V-0 Shell for comprehensive safety.



Image: Visual representation highlighting the power bank's 30W Power Delivery (PD) two-way fast charging capability and 10,000mAh capacity.

# Intelligent Protection

# 10000



Over-Voltage  
Protection



Over-Current  
Protection



Over-Discharge  
Protection



Over-Charge  
Protection



High-Temperature  
Protection



Short-Circuit  
Protection

Image: Diagram illustrating the multiple intelligent protection features of the power bank, including over-voltage, over-current, over-discharge, over-charge, high-temperature, and short-circuit protection.

### 3. PACKAGE CONTENTS

Please check the package contents upon opening. If any items are missing or damaged, please contact UGREEN customer support.

- UGREEN 30W Power Bank Mini 10,000mAh
- 0.5M 60W USB-C to USB-C Cable

## **4. SETUP**

### **4.1 Initial Charging of the Power Bank**


Before first use, it is recommended to fully charge your UGREEN Power Bank.

1. Connect the included 0.5M 60W USB-C to USB-C cable to the USB-C port on the power bank.
2. Connect the other end of the cable to a compatible USB-C wall charger (30W or higher recommended for fastest charging, not included).
3. The digital display on the power bank will show the charging progress. It will indicate "100" when fully charged.


A full charge takes approximately 2 hours with a 30W wall charger.

# 30W Rapid Recharge

UGREEN



Others



# 30W



Image: The UGREEN power bank being recharged from a wall outlet, illustrating its 30W rapid recharge capability.

**30W Rapid Recharge,  
Always Ready to Go**



Image: A visual showing the power bank connected to a wall adapter for recharging, emphasizing its readiness for use after a quick charge.

## 5. OPERATING INSTRUCTIONS

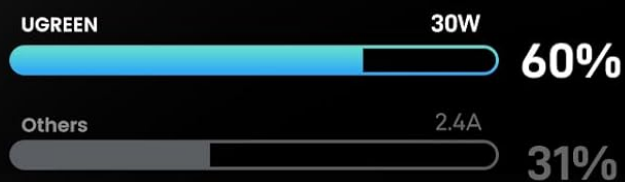
### 5.1 Charging Your Devices

1. Connect your device's charging cable to either the USB-C port (for fast charging compatible devices) or the USB-A port on the power bank.
2. Connect the other end of the cable to your device.
3. The power bank will automatically begin charging your device. The digital display will show the remaining battery percentage.

You can charge two devices simultaneously using both the USB-C and USB-A ports.

# Fast Charging for iPhone 16

**30**  
mins



# 30W



Note: Data based on  
UGREEN internal laborator

Image: A graphic demonstrating the 30W fast charging capability for an iPhone 16, showing a significant charge in 30 minutes compared to regular charging.



Image: The power bank simultaneously charging a smartphone and a tablet, illustrating its advanced 30W fast charging for multiple devices.

## 5.2 Checking Battery Level

The integrated digital LED screen provides a precise percentage of the remaining battery capacity. Simply press the power button once to activate the display.

## 6. MAINTENANCE

- **Cleaning:** Use a soft, dry cloth to clean the power bank. Avoid using abrasive cleaners or solvents.
- **Storage:** Store the power bank in a cool, dry place away from direct sunlight and extreme temperatures.
- **Battery Care:** To prolong battery life, avoid fully discharging the power bank frequently. Recharge it when the battery level is low. Do not expose the power bank to water or high humidity.

## 7. TROUBLESHOOTING

### 7.1 Power Bank Not Charging

- Ensure the charging cable is securely connected to both the power bank and the wall charger.
- Verify that the wall charger is functioning correctly and connected to a live power outlet.
- Try using a different USB-C cable or wall charger.

### 7.2 Device Not Charging from Power Bank

- Check if the power bank has sufficient charge.
- Ensure the charging cable connecting the power bank to your device is not damaged and is securely connected.
- Try using a different charging cable or a different port on the power bank.
- Some devices may require specific charging protocols; ensure your device is compatible with

USB Power Delivery (PD) or Quick Charge (QC) for fast charging.

### 7.3 Digital Display Not Working

- Press the power button to activate the display.
- If the issue persists, the power bank might be completely discharged. Try charging the power bank.

## 8. SPECIFICATIONS

Attribute	Value
Brand	UGREEN
Model Number	25185
Battery Capacity	10,000mAh
USB-C Output/Input	30W Max
USB-A Output	22.5W Max
Product Dimensions (L x W x H)	10.3 x 5.2 x 2.55 cm
Item Weight	210 g
Power Source	Battery Powered
Batteries	2 Lithium Ion batteries (included)
Country of Origin	China

# Smaller Size, Bigger Power



**102** Length  
mm

**52** Width  
mm

**180** Weight  
g

Image: A hand holding the UGREEN power bank, illustrating its compact size (102mm length, 52mm width, 180g weight).




Image: The power bank's portability is highlighted, showing it held in a hand and easily fitting into a bag, along with its dimensions and weight.

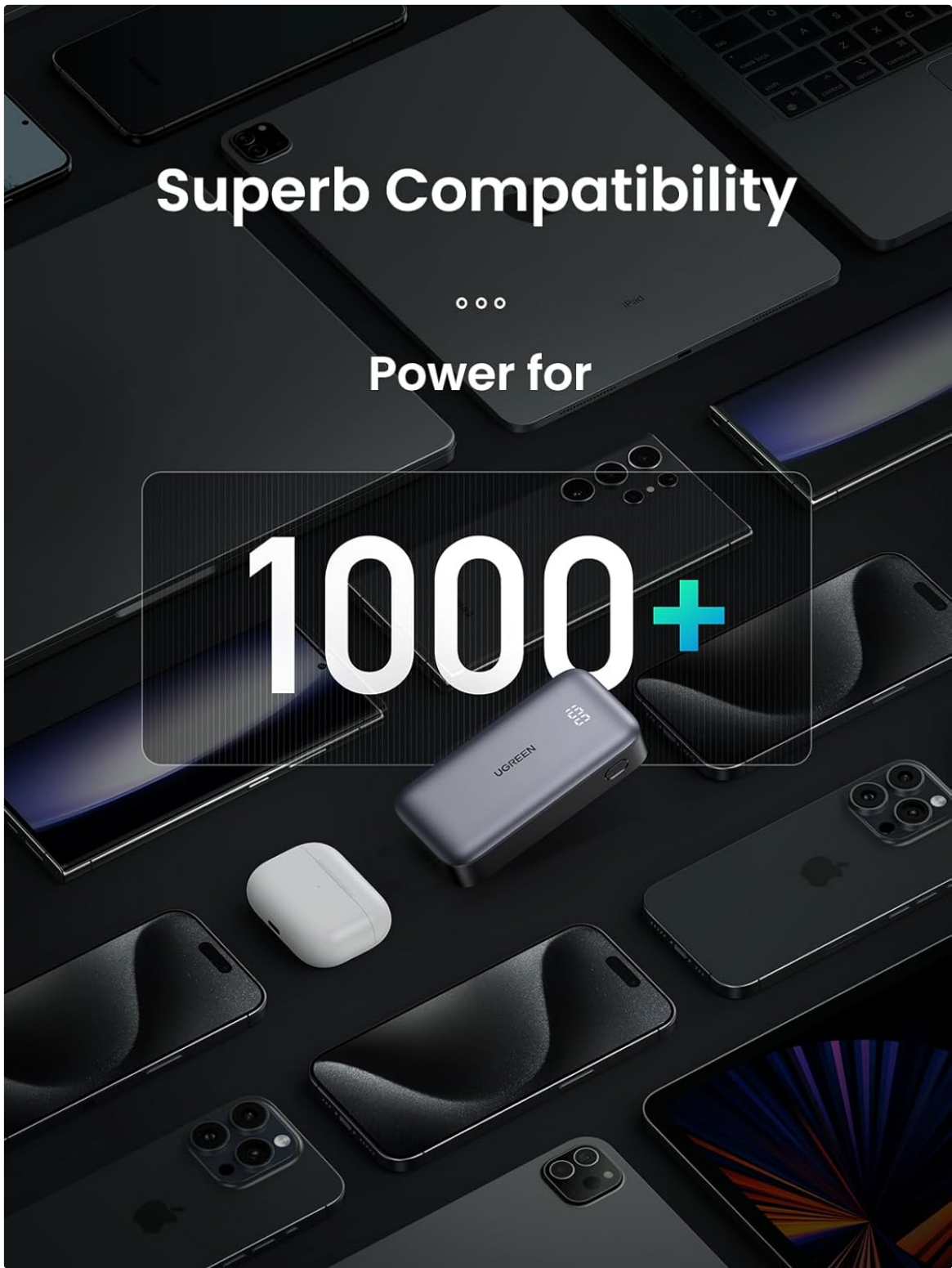


Image: A visual demonstrating the superb compatibility of the UGREEN power bank with a wide range of devices, including smartphones, tablets, and laptops.

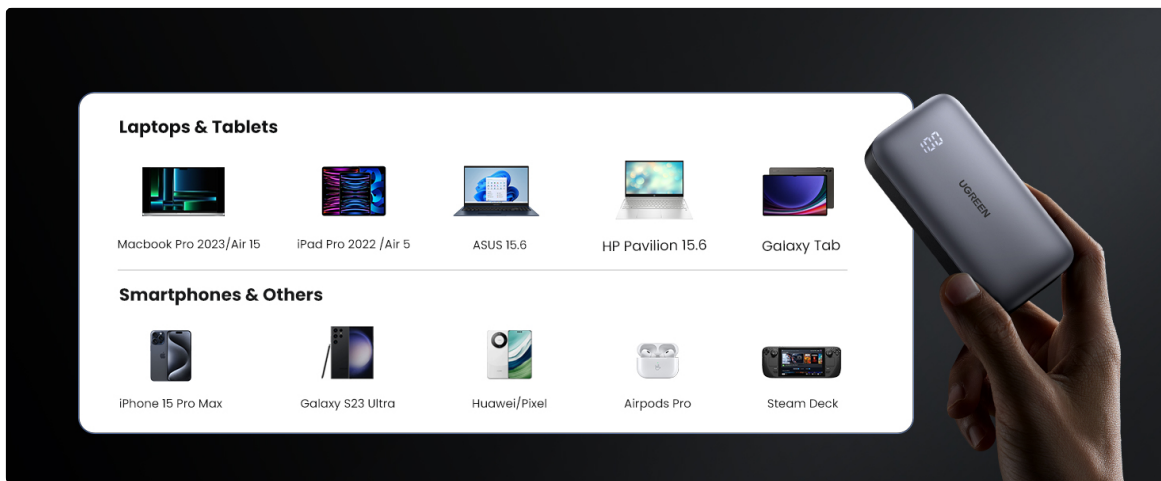


Image: A detailed compatibility chart showing various laptops (Macbook Pro 2023/Air 15, iPad Pro 2022/Air 5, ASUS 15.6, HP Pavilion 15.6, Galaxy Tab) and smartphones (iPhone 15 Pro Max, Galaxy S23 Ultra, Huawei/Pixel, AirPods Pro, Steam Deck) that can be charged by the UGREEN power bank.

## 9. WARRANTY AND SUPPORT

### 9.1 Warranty Information

This UGREEN product comes with a **2-year warranty** from the date of purchase. Please retain your proof of purchase for warranty claims.

### 9.2 Customer Support

For any questions, technical support, or warranty claims, please contact UGREEN customer service through the official UGREEN website or your retailer's support channels. Provide your product model number (25185) and a detailed description of the issue for faster assistance.