

## KOIOS BL337B

# KOIOS Smoothie Blender Instruction Manual

Model: BL337B | Brand: KOIOS

## INTRODUCTION AND OVERVIEW

The KOIOS Smoothie Blender is designed for efficient and convenient blending of various ingredients, from fruits and vegetables to ice. Its compact size and powerful motor make it ideal for personal use, whether at home, in the office, or on the go. This manual provides essential information for setting up, operating, maintaining, and troubleshooting your new blender.

- **Powerful 900W Motor:** Equipped with pulse technology and 23000 RPM high speed for quick and effective blending.
- **Upgraded 6-leaf Stainless Steel Blade:** Durable 304 stainless steel blades designed to crush ice and frozen ingredients with ease.
- **Portable Design:** Includes two 22oz BPA-free portable cups with to-go lids and portable hooks for convenient carrying.
- **Safe and Easy to Clean:** Features a safety interlock system and detachable, dishwasher-safe components (cups and lids) for hassle-free maintenance.

# Make Smoothies in an Instant



## 900W power



**23000 RPM**  
High Speed



Over-heat  
Protection



6-Edge Blade

The powerful 900W motor ensures efficient blending of various ingredients.

## PACKAGE CONTENTS

Your KOIOS Smoothie Blender package includes the following components:

- Motor base
- 2 x 22oz Portable Cups
- 2 x To-Go Lids
- Cross Blade Assembly
- Recipe Book
- Cleaning Brush

# Package Contents



Recipe



Blade  
Assembly



Lid x 2



Motor Base



Cup x 2



Brush

All components included in the KOIOS Smoothie Blender package.



The complete KOIOS Smoothie Blender set, ready for use.

## SETUP

Before first use, wash all parts that will come into contact with food (cups, lids, blade assembly) with warm, soapy water. Rinse thoroughly and dry.

1. **Place the Motor Base:** Position the motor base on a clean, dry, and stable surface. The non-slip silicone pads on the bottom will help keep it secure during operation.
2. **Prepare the Cup:** Add your desired ingredients into one of the 22oz portable cups. Ensure that the ingredients do not exceed the MAX fill line. For best results, add liquids first, followed by soft ingredients, and then frozen items or ice.
3. **Attach the Blade Assembly:** Twist the 6-leaf stainless steel blade assembly onto the open end of the cup until it is securely tightened.

Official KOIOS unboxing and initial setup guide for the BL337B Personal Blender.

## OPERATING INSTRUCTIONS

1. **Place on Motor Base:** Invert the assembled cup (with blade facing down) and place it onto the motor base. Align the tabs on the cup with the slots on the base.
2. **Activate Blending:** Press down firmly on the top of the cup to activate the blending function. The blender will operate as long as pressure is applied. Use short pulses for controlled blending or continuous pressure for a smoother consistency.
3. **Stop Blending:** Release pressure from the cup to stop the blending process.
4. **Remove and Enjoy:** Lift the cup from the motor base. Unscrew the blade assembly and replace it with one of the to-go lids for immediate consumption or storage.

### All-in-one Blending



The blender is versatile for various preparations including ice crushing, frozen fruits, protein drinks, vegetable juice, smoothies, and baby food.

Demonstration of the KOIOS BL337B Personal Blender in action, showing its blending capabilities.

A detailed look at the 900W Personal Blender's operation and features.

## MAINTENANCE AND CLEANING



Proper cleaning ensures the longevity and hygiene of your blender.

- **Cups and Lids:** The 22oz portable cups and to-go lids are dishwasher-safe for easy cleaning.
- **Blade Assembly:** The detachable 6-leaf blade assembly can be easily cleaned by rinsing under tap water. Use the provided cleaning brush to safely remove any residue around the blades. **DO NOT put the blade assembly in the dishwasher.**
- **Motor Base:** Wipe the motor base with a damp cloth. **Never immerse the motor base in water or any other liquid.**

## Cups & Lids are Dishwasher Safe



## Detachable Blades for Easy Cleaning

\* **DON NOT** put base and blade in dishwasher



Visual guide for cleaning the cups, lids, and detachable blade assembly.

## TROUBLESHOOTING

Problem	Possible Cause	Solution
Blender does not turn on.	Cup not properly pressed down on the motor base.	Ensure the cup is securely placed and pressed down firmly onto the motor base.

Problem	Possible Cause	Solution
Ingredients are not blending smoothly.	Too many solid/frozen ingredients; not enough liquid.	Add more liquid. Reduce the amount of solid/frozen ingredients. Use the pulse function to break down larger pieces.
Motor stops during operation.	Overheat protection activated.	Unplug the blender and let it cool down for at least 15 minutes before attempting to use it again.







### SPECIFICATIONS

Feature	Detail
Brand	KOIOS
Model Number	BL337B
Motor Power	900W
Blade Material	304 Stainless Steel (6-leaf)
Capacity	2 x 22oz (650ml) Cups
Material Type Free	BPA Free
Product Dimensions	4.6"D x 4.6"W x 13.58"H
Voltage	110 Volts
Number of Speeds	1 (Pulse)

### WARRANTY AND SUPPORT

Your KOIOS Smoothie Blender comes with a 90-day return policy, a 24-month replacement warranty, and lifetime technical support.

For any inquiries or support needs, please refer to the contact information provided in your product packaging or visit the official KOIOS website.

	<p><a href="#">KOIOS Personal Blender Healthy Recipes</a></p> <p>A collection of healthy recipes for smoothies, juices, and shakes, designed for use with the KOIOS Personal Blender. Includes ingredients and preparation instructions for various delicious and nutritious drinks.</p>
	<p><a href="#">KOIOS Multifunctional Blender User Manual</a></p> <p>User manual for the KOIOS Multifunctional Blender, providing safety guidelines, product overview, usage instructions, troubleshooting tips, and cleaning/maintenance advice for model BL219B.</p>
	<p><a href="#">KOIOS 5-in-1 Immersion Hand Blender Set User Manual (Model HB-2046)</a></p> <p>Comprehensive user manual for the KOIOS 5-in-1 Immersion Hand Blender Set (Model HB-2046). This guide covers safety precautions, unpacking, parts and features, assembly, operation, cleaning, maintenance, tips, and frequent uses for the chopper/grinder attachment.</p>
	<p><a href="#">KOIOS WBL-702 Multifunctional Blender User Manual</a></p> <p>Comprehensive user manual for the KOIOS WBL-702 Multifunctional Blender, covering safety instructions, product overview, assembly, operation, troubleshooting, cleaning, and warranty information.</p>
	<p><a href="#">KOIOS Centrifugal Juicer Instruction Manual</a></p> <p>This manual provides instructions for the safe and effective use of the KOIOS Centrifugal Juicer. It includes general parts description, important safeguards, preparation for use, operating instructions, dismantling and assembly, cleaning and care, and specifications.</p>
	<p><a href="#">KOIOS Espresso Maker User Guide: Brewing Perfect Espresso and Steaming Milk</a></p> <p>A concise guide to operating your KOIOS Espresso Maker, covering tips for brewing the perfect espresso and steaming milk for lattes and cappuccinos. Learn about grind size, tamping, extraction times, and milk frothing techniques.</p>