

[manuals.plus](#) /

› [KONNAO](#) /

› [KONNAO PC Headset User Manual: USB & 3.5mm Wired Headset with Noise-Cancelling Microphone](#)

KONNAO PC Headset

KONNAO PC Headset User Manual

Model: PC Headset

INTRODUCTION

Thank you for choosing the KONNAO PC Headset. This wired headset features both USB and 3.5mm connectivity, a noise-cancelling microphone, and in-line controls for convenient use. This manual provides detailed instructions to help you set up, operate, and maintain your headset for optimal performance.



Image: The KONNAO PC Headset, showcasing its over-ear design, adjustable microphone, and dual connectivity options (USB and 3.5mm jack) with an in-line control unit.

PACKAGE CONTENTS

Please verify that all items are present in your package:

- KONNAO PC Headset (wired)

KEY FEATURES

- **Excellent Noise Reduction:** Equipped with a 270° rotatable noise-cancelling microphone to isolate your voice from background noise.
- **Dual Connectivity:** Features both USB and 3.5mm audio connections for broad compatibility.
- **In-Line Controls:** Easy access to volume adjustment, microphone mute, and speaker mute.
- **Lightweight and Comfortable:** Ergonomically designed with soft earcups for extended wear.
- **Durable Construction:** Built with high-quality materials for longevity.

SETUP INSTRUCTIONS

The KONNAO PC Headset offers versatile connectivity options. Choose the connection method that suits your device.

Connecting via USB

1. Locate an available USB port on your computer, laptop, or compatible device.
2. Plug the USB connector of the headset into the USB port.
3. Your operating system should automatically detect and install the necessary drivers. This is a plug-and-play device, so no manual driver installation is typically required.
4. Verify that the headset is selected as the default audio input and output device in your device's sound settings.

Connecting via 3.5mm Audio Jack

1. Detach the 3.5mm audio plug from the USB in-line control unit if it is connected.
2. Locate the 3.5mm audio jack (often marked with a headphone or headset icon) on your tablet, smartphone, or other compatible device.
3. Plug the 3.5mm audio jack into the device's port.
4. Note: When using the 3.5mm connection, the in-line controls on the USB adapter will not function. Volume and mute controls must be managed directly on your connected device.

Stable Connection far Work

Directly connect with 3.5mm jack, USB plug to your devices and ready for work



Image: A woman wearing the KONNAO PC Headset while working on a laptop, demonstrating a stable connection for professional use.

OPERATING INSTRUCTIONS

The in-line control unit provides easy access to essential functions when connected via USB.

Mutifunctional In-line Control



Image: A detailed view of the in-line control unit, highlighting the USB plug, detachable 3.5mm audio jack, speaker ON/OFF, volume up/down (V+/V-), and microphone ON/OFF buttons with LED indicators.

- **Volume Control (V+/V-):** Press the 'V+' button to increase the speaker volume. Press the 'V-' button to decrease the speaker volume.
- **Speaker ON/OFF:** Press the speaker icon button to mute or unmute the headset speakers.
- **Microphone Mute/Unmute:** Press the microphone icon button to mute or unmute the microphone. A blue LED light indicates the microphone is active, while a red LED light indicates it is muted.
- **Microphone Adjustment:** The microphone boom is flexible and can be rotated 270 degrees. Position it approximately 1-2 inches from your mouth for optimal voice pickup.

COMPATIBILITY

The KONNAO PC Headset is designed for broad compatibility with various devices and communication platforms.

- **Devices:** Compatible with PC, tablets, iOS devices, laptops, and other devices supporting USB or 3.5mm audio connections.

- **Applications:** Ideal for online classes, Skype chats, call centers, webinar presentations, office use, business communications, teleconferencing, and remote work.

Compatible Everywhere |

Work with most computers
and popular software



Image: An illustration demonstrating the headset's compatibility with a laptop and popular communication software such as Microsoft Teams, Zoom, Skype, Google Meet, and WebEx.

COMFORT AND DESIGN

The headset is engineered for comfort during prolonged use.

- **Lightweight Design:** Weighing approximately 4 ounces, the headset minimizes pressure during wear.
- **Adjustable Headband:** The headband can be adjusted to fit various head shapes comfortably.
- **Soft Earpads:** The earcups are designed to be soft and fit snugly without causing discomfort.

Pressure-Free Comfort

Pillow-like Softness Earpads



Ultra-Light
Design



All Day
Comfort



Efficient
Office



Image: The KONNAO PC Headset shown from an angle, emphasizing its ultra-light design, all-day comfort, and suitability for efficient office work.

MAINTENANCE

To ensure the longevity and optimal performance of your KONNAO PC Headset, follow these maintenance guidelines:

- **Cleaning:** Use a soft, dry cloth to clean the headset. Avoid using harsh chemicals or abrasive materials.
- **Storage:** Store the headset in a cool, dry place away from direct sunlight and extreme temperatures.
- **Cable Care:** Avoid sharp bends or excessive pulling on the cables to prevent damage.
- **Microphone Protection:** When not in use, gently rotate the microphone boom away from your face to prevent accidental damage.

TROUBLESHOOTING

If you encounter issues with your headset, refer to the following common solutions:

- **No Sound/Low Volume:**
 - Check the volume levels on the in-line control unit (if using USB) and on your connected device.
 - Ensure the headset is selected as the default playback device in your computer's sound settings.
 - Confirm the speaker mute button on the in-line control is not active.
- **Microphone Not Working/Low Volume:**
 - Ensure the microphone mute button on the in-line control is not active (blue LED should be on).
 - Check the microphone input level in your device's sound settings.
 - Confirm the headset microphone is selected as the default recording device.
 - Adjust the position of the microphone closer to your mouth.
- **Intermittent Connection:**
 - Try plugging the headset into a different USB port or 3.5mm jack.
 - Ensure the connectors are fully inserted into their respective ports.
 - Restart your computer or device.

SPECIFICATIONS






Feature	Specification
Model Name	PC Headset
Connectivity Technology	Wired (USB, 3.5mm Jack)
Noise Control	Sound Isolation
Microphone Type	Noise Cancelling, 270° Rotatable
Frequency Range	20 Hz - 20,000 Hz
Impedance	30 Ohm
Item Weight	4 Ounces (approx. 113g)
Product Dimensions	7.09 x 7.09 x 1.97 inches
Material	Plastic
Color	All Black


WARRANTY AND SUPPORT

KONNAO products come with an 18-month warranty and lifetime maintenance service. If you have any questions, require support, or need to claim warranty service, please contact KONNAO customer support through the retailer where you purchased the product or visit the official KONNAO website for contact information.

© 2025 KONNAO. All rights reserved.

Related Documents - PC Headset

	<p>occkic Wired Gaming Headset for PS4, PS5, Xbox, PC - Features & Specifications</p> <p>Detailed overview of the occkic wired gaming headset, featuring high-fidelity audio, noise-cancelling microphone, ergonomic design, and compatibility with PS4, PS5, Xbox, and PC. Includes technical specifications.</p>
	<p>Awatruue EH05-U ENC Computer Headset User Guide</p> <p>User guide for the Awatruue EH05-U ENC Computer Headset, providing setup instructions, troubleshooting tips, and customer service information for this AI-powered noise-cancelling headset.</p>
	<p>Spark 06 Wireless Headset Quick Start Guide</p> <p>A quick start guide for the Spark 06 wireless headset, detailing connection methods via transmitter, Bluetooth, and wired 3.5mm audio cable, along with troubleshooting tips for sound and microphone issues.</p>
	<p>SOMiC GS510 Cat Headset User Manual</p> <p>A comprehensive guide for the SOMiC GS510 Cat Headset, detailing its features, setup, compatibility with gaming consoles and PC, and usage instructions for the retractable noise-cancelling microphone.</p>
	<p>BEAVIIOO HH01 Gaming Headset User Guide</p> <p>This guide provides setup instructions and troubleshooting tips for the BEAVIIOO HH01 Gaming Headset, compatible with PC, Mac, Mobile, Xbox One, and PS4.</p>

	<p>TECKNET TK-HS001 Wireless Headset User Manual</p> <p>This user manual provides comprehensive guidance for the TECKNET TK-HS001 Wireless Headset. Learn how to set up, connect, and operate your headset for optimal performance in calls and music. The manual covers pairing, dual connection, button functions, charging, LED indicators, voice prompts, and troubleshooting tips. Designed for PC, laptop, and smartphone users, the TK-HS001 offers advanced noise reduction, making it ideal for office, call center, or trucker use, and supports applications like Skype and Zoom.</p>
---	--