Manuals+
Q & A | Deep Search | Upload

Witt Etna Rotante

Witt ETNA Rotante Pizza Oven User Manual

Model: ETNA Rotante

Introduction

This manual provides essential information for the safe and efficient operation of your Witt ETNA Rotante Gas Outdoor Pizza Oven. Please read all instructions carefully before assembly, installation, and use. Retain this manual for future reference.

Important Safety Information

WARNING: For outdoor use only. Do not operate this appliance indoors. Improper installation, adjustment, alteration, service, or maintenance can cause injury or property damage. Read the installation, operating, and maintenance instructions thoroughly before installing or servicing this equipment.

- Always ensure adequate ventilation when operating the oven.
- Keep the oven away from combustible materials, structures, and surfaces. Maintain a minimum clearance of 3 feet (1 meter) from sides and back.
- Do not store or use gasoline or other flammable vapors and liquids in the vicinity of this or any other appliance.
- Always use the oven on a stable, level, non-combustible surface.
- Never leave the oven unattended during operation.
- Allow the oven to cool completely before cleaning or moving. Hot surfaces can cause severe burns.
- Ensure the gas supply is turned off at the cylinder when the oven is not in use.
- Check for gas leaks regularly using a soapy water solution, never an open flame.

Package Contents

Verify that all components are present and undamaged upon unpacking.

- Witt ETNA Rotante Pizza Oven Unit
- Rotating Pizza Stone (pre-installed)
- Gas Regulator and Hose (IGT gas regulator included)
- User Manual (this document)

Product Overview

The Witt ETNA Rotante is a high-performance gas-fired outdoor pizza oven designed for rapid and even cooking. Its innovative features ensure consistent results for homemade pizzas.

Figure 1: The Witt ETNA Rotante Pizza Oven in Mat Black, showcasing its sleek design and open front.

Key Features:

- **360-Degree Rotating Pizza Stone:** Ensures even cooking and a consistently crispy crust without manual turning.
- **Booster Burner:** Located beneath the rotating pizza stone, this extra burner maintains stone temperature for continuous cooking and rapid reheating.
- **U-shaped Main Burner:** Provides uniform heat distribution across the top of the pizza for perfect leopard-spotted crusts.
- **Rapid Preheat:** Reaches 500 °C (950 °F) in approximately 15 minutes.
- **Fast Cooking:** Bakes pizzas in under 60 seconds.
- **Large Cooking Area:** Accommodates pizzas up to 40.5 cm (16 inches) in diameter.

- **Durable Construction:** Made from quality aluminum and steel materials.
- **Portable Design:** Features foldable aluminum legs with rubber bottoms for stability and easy transport.

Figure 2: An internal diagram of the Witt ETNA Rotante oven, illustrating the U-shaped main burner, booster burner, and rotating pizza stone.

Setup

1. Unpacking and Placement:

- Carefully remove the oven from its packaging. It is recommended to have two people for lifting due to its weight (approximately 86.8 lbs).
- Unfold the aluminum legs and ensure they are securely locked into place.
- Place the oven on a stable, level, non-combustible outdoor surface, such as a patio table or dedicated outdoor kitchen counter. Ensure sufficient clearance from walls and other objects (refer to Safety Information).

2. Gas Connection:

- Connect the provided gas regulator and hose to a suitable propane (LPG) gas cylinder. Ensure the connection is tight.
- Open the gas cylinder valve slowly and check for any leaks using a soapy water solution. Bubbles indicate a leak. If a leak is detected, turn off the gas immediately and tighten connections. Do not operate the oven if a leak persists.

3. Power for Rotation:

- The rotating stone mechanism requires power. Insert batteries (not included) into the designated compartment or connect the oven to a power outlet using the provided power cord.

Operating Instructions

---

1. Preheating:

- Ensure the gas cylinder valve is open.
- Turn the main control knob to the high position.
- Ignite the main burner according to the instructions on the oven unit (typically by pushing and turning the knob).
- Turn on the booster burner control knob.
- Allow the oven to preheat for approximately 15 minutes until the pizza stone reaches 500 °C (950 °F). Use an infrared thermometer to verify the stone temperature.

Figure 3: A top-down view illustrating the U-shaped main burner providing even heat over a pizza on the rotating stone.

2. Cooking Pizza:

- Once the oven is fully preheated, you may adjust the main burner to a lower setting if the top of the pizza is cooking too quickly compared to the bottom. The booster burner will help maintain stone temperature.
- Carefully launch your pizza onto the rotating stone using a pizza peel.
- The rotating stone will ensure even cooking. Monitor the pizza closely as it cooks very quickly, typically in under 60 seconds.
- Use a pizza peel to retrieve the cooked pizza.

Figure 4: A pizza being carefully inserted into the hot Witt ETNA Rotante oven using a pizza peel.

3. After Use:

- Turn off both the main burner and booster burner control knobs.
- Close the valve on the gas cylinder.
- Allow the oven to cool completely before handling or storing.

Maintenance

Cleaning the Pizza Stone:

- Allow the pizza stone to cool completely before attempting to clean it.
- Scrape off any excess food residue with a stiff brush or spatula.
- For stubborn stains, use a damp cloth with plain water. Avoid using soap or detergents as they can be absorbed by the porous

stone and affect pizza flavor.

- Ensure the stone is completely dry before the next use.

Cleaning the Oven Exterior:

- Wipe down the exterior surfaces with a damp cloth and mild detergent. Rinse thoroughly and dry.
- Do not use abrasive cleaners or pads, as they can damage the finish.

Storage:

- Store the oven in a dry, protected area when not in use, especially during adverse weather conditions.
- Disconnect the gas cylinder and store it in a well-ventilated outdoor area.

Troubleshooting

Problem	Possible Cause	Solution
Oven not heating to desired temperature (e.g., only 450°F)	Insufficient preheating time; low gas pressure; cold ambient temperature.	Ensure at least 15 minutes of preheating with both burners on high. Check gas cylinder level. Operate in a sheltered area if windy or cold.
Pizza top burns before bottom cooks	Stone not hot enough; main burner too high.	Ensure stone is fully preheated to 500°C (950°F) using an infrared thermometer. Reduce the main burner flame slightly after launching the pizza, while keeping the booster burner on.
Rotating stone stops working	Battery depletion; power connection issue; motor malfunction.	Check and replace batteries if using battery power. Ensure power cord is securely connected if using mains power. If issues persist, contact customer support.
Gas burner does not ignite	Gas cylinder empty; gas valve closed; igniter issue; gas line blockage.	Check gas cylinder level and ensure valve is open. Verify igniter spark. Check for kinks or blockages in the gas hose.

Specifications

Figure 5: Detailed technical drawing showing the dimensions of the Witt ETNA Rotante Pizza Oven.

Feature	Detail
Model Name	ETNA Rotante
Brand	Witt
Power Source	Gas (Propane/LPG)
Fuel Type	GAS
Material	Alloy Steel
Color	Mat Black
Control Type	Knob
Temperature Range	Up to 500 °C (950 °F)
Item Weight	86.8 pounds
Product Dimensions (L x W x H)	29.53 x 24.8 x 17.72 inches (750 x 630 x 450 mm)
Pizza Size Capacity	Up to 40.5 cm (16 inches)
Special Features	Portable, Rotating Pizza Stone, Booster Burner

Warranty and Support

Manufacturer Warranty:

The Witt ETNA Rotante Pizza Oven comes with a 12-month manufacturer's warranty from the date of purchase. This warranty covers defects in materials and workmanship under normal use. Please retain your proof of purchase for warranty claims.

Customer Support:

For technical assistance, troubleshooting beyond this manual, or warranty inquiries, please contact Witt customer support. Refer to the contact information provided on the product packaging or the official Witt website.

© 2024 Witt. All rights reserved.

Related Documents - Etna Rotante

	[Witt ETNA Rotante & ETNA Fermo Pizza Oven User Manual] Comprehensive user manual for the Witt ETNA Rotante and ETNA Fermo pizza ovens, covering safety precautions, assembly, operation, cleaning, maintenance, and troubleshooting.
	[Witt ETNA Rotante and ETNA Fermo Pizza Oven User Manual] Comprehensive user manual for Witt ETNA Rotante and ETNA Fermo pizza ovens, covering safety instructions, assembly, operation, cleaning, maintenance, troubleshooting, specifications, and warranty information.
	[Witt ETNA Rotante & ETNA Fermo Pizza Oven User Manual] Comprehensive user manual for Witt ETNA Rotante and ETNA Fermo outdoor pizza ovens, covering safety, installation, assembly, usage, maintenance, troubleshooting, specifications, and warranty.

	[Witt PICCOLO Rotante Pizza Oven User Manual & Guide] Official user manual and guide for the Witt PICCOLO Rotante outdoor pizza oven. Covers safety, installation, operation, cleaning, troubleshooting, and warranty.
	[Witt QV Series 15-100 HP Air-Cooled Condensing Units with Bitzer Compressors] Witt QV Series air-cooled condensing units, ranging from 15 to 100 HP, feature Bitzer compressors and are designed for efficiency, reliability, and serviceability in food processing, industrial cooling, and warehousing industries. This document provides detailed specifications, features, options, and capacity data for various models.
	[Witt Super Hit™ Master User Guide] Comprehensive user guide for the Witt Super Hit™ Master massage gun, detailing operation, features, maintenance, and safety.

Documents - Witt – Etna Rotante

[pdf] User Manual

Manual WITT Pizza pec ETNA Rotante na plyn 40cm bÃlÃ¡ graffishing Witt manual cdn cz data user content dokumenty |||

Pizza pec ETNA plynov rotacn pec Pokyny CZ: 21-39 2531-23 1 OBSAH BEZPECNOSTN POKYNY..... ... hok: ..... 34 **ETNA ROTANTE** - dva hoky: .....

lang:nl score:42 filesize: 5.94 M page_count: 23 document date: 2023-05-25

[pdf] User Manual Instructions

ETNA Rotante Fermoqo qa â° Qooking Witt Manual DE qo 2023 08 |||

ETNA Rotante ETNA Fermo Instructions EN: 2-20 Anweisungen DE: 21-39 Instructions FR: 40-58 1 DE IN ... zelner Brenner: ..... 34 **ETNA ROTANTE** zwei Brenner: .....

lang:de score:42 filesize: 1.11 M page_count: 20 document date: 2023-08-04

[pdf] User Manual Installation Guide Instructions

ETNA Rotante Fermo 2023 02 25 — CAUTION Cleaning and maintenance must be carried out only when the oven has completely cooled gas cylinder is disconnected SAFETY INSTRUCTIONS 80650010 manual en wittpizza Files Images Witt ECOM Downloads Pizza 5 Gas connection The supply or hose comply with applicable requirements regularly examined replaced as necessary |||

ETNA Rotante ETNA Fermo Instructions EN: 2-20. 2531-23 8504-23 1 TABLE OF CONTENTS SAFETY INSTRU ... burner: ..... 15 **ETNA ROTANTE** - two burners: .....

lang:tl score:41 filesize: 1.06 M page_count: 20 document date: 2023-10-27

[pdf] User Manual Instructions

DANISHModes d emploi Witt Pizza80650010 manual dk no se fi nl be 1cdn shopify s files 1 0673 1422 1281 80650010 v 1699552782 Manuel instruction ETNA Rotante Fermo DK NO FR NL SE FIDANISHFour à Pizza La Guilde CulinaireModes PizzaManuel FI80650010 1laguildeculinaire cdn shop FI 11748052082606161516cdn ||| ||| ETNA Rotante ETNA Fermo Brugsanvisning DK: 2-20 Bruksanvisning NO: 21-39 Instructions FR: 40-58 Instructies NL: 59-77 Instruktioner SE: 78-96 Ohjeet FI: 97-115 2531-23 8504-23 1 INDHOLDSFORTEGNELSE SIKKERHEDSANVISNINGER 3 Lkagetest 4 Tilslu

ETNA Rotante ETNA Fermo Brugsanvisning DK: 2-20 Bruksanvisning NO: 21-39 Instructions FR: 40-58 Ins ... er: ..... 15 **ETNA ROTANTE** - 2 brndere: .....

lang:da score:39 filesize: 1.79 M page_count: 116 document date: 2023-03-22

[pdf]

Witt ETNA Rotante Pizzaofen 2 Brenner rotierend Infoblatt 8 pages 468 witt etna rotante pizzaofen infoblatt leuchtenland media 97 g0 03 |||

ETNA PIZZA-WELT CREATE HEAT EAT REPEAT www.wittpizza.com PIZZA BACKEN WIE EIN PIZZAIOLO Was ... t auch ein stets gleichmiges Backergebnis. Als weltweit einziger Pizzaofen seiner Klasse verfgt der **ETNA ROTANTE** von WITT ber ein massiv konstruiertes Antriebssystem, welches den Pizzastein, whrend de...

lang:de score:38 filesize: 684.7 K page_count: 8 document date: 2023-03-07

[pdf] Installation Guide Instructions Guide

Handleiding Witt Etna Rotante pizza ovenWitt oven Grijswitt 80650010 etna rotante eu 5707582008510 userguide encdn toppy nl productattachment w i witt en |||

ETNA Rotante ETNA Fermo Instructions EN: 2-20. 2531-24 8504-24 1 TABLE OF CONTENTS SAFETY INSTRU ... burner: ..... 15 **ETNA ROTANTE** - two burners: .....

lang:tl score:35 filesize: 645.02 K page_count: 20 document date: 2025-02-11

[pdf]

Witt ETNA Rotante Pizzaofen 2 Brenner rotierend Montageanleitung Leuchtenland 468 witt etna rotante pizzaofen montagehinweis bedienungsanleitung leuchtenland media 3c 06 15 |||

ETNA Rotante ETNA Fermo Anweisungen DE: 2-20. 1 INHALTSVERZEICHNIS SICHERHEITSANWEISUNGEN..... ... nzelner Brenner: ..... 15 **ETNA ROTANTE** zwei Brenner: .....

lang:de score:34 filesize: 506.86 K page_count: 20 document date: 2023-01-25

[pdf] Decleration of Conformity

ETNA Rotante Fermo Anleitung Witt mde gmbh doc |||

ETNA Rotante ETNA Fermo Anweisungen DE: 2-20. 1 INHALTSVERZEICHNIS SICHERHEITSANWEISUNGEN..... ... zelner Brenner: ..... 15 **ETNA ROTANTE** zwei Brenner: .....

lang:de score:34 filesize: 1.09 M page_count: 20 document date: 2022-11-29

[Witt ETNA Rotante and ETNA Fermo Pizza Oven User Manual]

Comprehensive user manual for Witt ETNA Rotante and ETNA Fermo pizza ovens, covering safety instructions, assembly, operation, cleaning, maintenance, troubleshooting, specifications, and warranty information.

lang:tl score:33 filesize: 1.09 M page_count: 20 document date: 2024-03-04

[pdf] User Manual Specifications Datasheet Warranty

ETNA ROTANTE STONE PIZZA OVEN Bioethanol fireplace co uk Discover the rustic charm of Witt Etna Rotante Pizza Oven in stone color This oven delivers powerful and even baking so service technical data sheet product id 71660 srsltid AfmBOopf dzmVgSlxwvCGaS62Yx5Q5sF7LRK06Z5gjQrJ3z0qLoWoHpq bioethanol |||

ETNA ROTANTE STONE PIZZA OVEN OUT-40-403 Discover the rustic charm of the Witt **Etna Rotante** Pizza Oven in stone color. This oven delivers powerful and even baking so you can enjoy perfectly prepared pizzas with authentic pizzeria flavor. TECHNICAL SPECIFICATIONS Key Specifications Product type Bran...

lang:en score:33 filesize: 135.7 K page_count: 1 document date: 2025-08-03

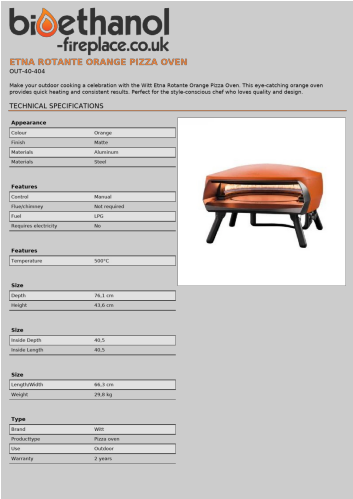

bioethanol -fireplace.co.uk

ETNA ROTANTE ORANGE PIZZA OVEN

OUT-40-404

Make your outdoor cooking a celebration with the Witt Etna Rotante Orange Pizza Oven. This eye-catching orange oven provides quick heating and consistent results. Perfect for the style-conscious chef who loves quality and design.

TECHNICAL SPECIFICATIONS

Appearance	
Colour	Orange
Finish	Matte
Materials	Aluminum
Materials	Steel
Features	
Control	Manual
Flue/chimney	Not required
Fuel	LPG
Requires electricity	No
Features	
Temperature	500°C
Size	
Depth	76,1 cm
Height	43,6 cm
Size	
Inside Depth	40,5
Inside Length	40,5
Size	
Length/Width	66,3 cm
Weight	29,8 kg
Type	
Brand	Witt
Producttype	Pizza oven
Use	Outdoor
Warranty	2 years

[pdf] User Manual Specifications Datasheet Warranty

ETNA ROTANTE ORANGE PIZZA OVEN 2 giorni fa — TECHNICAL SPECIFICATIONS Appearance Colour Orange Finish Matte Materials Aluminum Steel Features Control Manual Flue chimney Not service technical data sheet product id 71661 bioethanol fireplace co uk |||

ETNA ROTANTE ORANGE PIZZA OVEN OUT-40-404 Make your outdoor cooking a celebration with the Witt **Etna Rotante** Orange Pizza Oven. This eye-catching orange oven provides quick heating and consistent results. Perfect for the style-conscious chef who loves quality and design. TECHNICAL SPECIFICATIONS Ap...

lang:nl score:33 filesize: 126.8 K page_count: 1 document date: 2024-04-21



bioethanol -fireplace.co.uk

ETNA ROTANTE BLACK PIZZA OVEN

OUT-40-401

Make pizza night unforgettable with the Witt Etna Rotante Black Pizza Oven! This elegant black pizza oven comes with a rotating baking stone that ensures even heat distribution and perfect crispiness every time. Create authentic and delicious pizzas at home!

TECHNICAL SPECIFICATIONS

Appearance	
Colour	Black
Finish	Matte
Materials	Aluminum
Materials	Steel
Features	
Control	Manual
Flue/chimney	Not required
Fuel	LPG
Requires electricity	No
Features	
Temperature	500°C
Size	
Depth	76,1 cm
Height	43,6 cm
Size	
Inside Depth	40,5
Inside Length	40,5
Size	
Length/Width	66,3 cm
Weight	29,8 kg
Type	
Brand	Witt
Producttype	Pizza oven
Use	Outdoor
Warranty	2 years

[pdf] User Manual Specifications Datasheet Warranty

ETNA ROTANTE BLACK PIZZA OVEN 2 giorni fa — TECHNICAL SPECIFICATIONS Appearance Colour Black Finish Matte Materials Aluminum Steel Features Control Manual Flue chimney Not required service technical data sheet product id 71583 bioethanol fireplace co uk |||

ETNA ROTANTE BLACK PIZZA OVEN OUT-40-401 Make pizza night unforgettable with the Witt **Etna Rotante** Black Pizza Oven This elegant black pizza oven comes with a rotating baking stone that ensures even heat distribution and perfect crispiness every time. Create authentic and delicious pizzas at home ...

lang:nl score:33 filesize: 127.51 K page_count: 1 document date: 2024-04-21

biopeiser -shop.no

ETNA ROTANTE PIZZAOVN - ORANSJE

OUT-40-404

Gjør din utendørs matlaging til en fest med Witt Etna Rotante Oranje Pizza Ovn. Denne iynefallende oranje ovnen gir rask oppvarming og konsistente resultater. Perfekt for den stilbevisste kokken som elsker kvalitet og design.

TEKNISKE SPESIFIKASJONER

Nøkkelspesifikasjoner	
Produkttype	Pizzaovn
Merke	Witt
Bruk	Utendørs
Garanti	2 år
Mål og vekt	
	40,5
Innendørsgr	40,5
Lengde/bredde	66,3 cm
Høyde	43,6 cm
Dybde	76,1 cm
Vekt	29,8 kg
Tekniske spesifikasjoner	
Styring	Manuell
Drivstoff	Flaskegass
Maksimum temperatur	500°C
Materiale og utseende	
Materiale	Stål
Materiale	Aluminium
Farge	Oranje
Finish	Matt
Installasjonsdetaljer	
Avtrekkskomstein	Ikke påkrevd
Strømkrav	Nei

[pdf] Datasheet

ETNA ROTANTE PIZZAOVN ORANSJE Biopeis OUT 40 404 Gjør din utendørs matlaging til en fest med Witt Etna Rotante Oransje Pizza Ovn Denne iøynefallende oransje service technical data sheet product id 73350 srsltid AfmBOoqAIFCP k5RYnVZq7DgyDfUjkbA1aaF9gCpRDeq CLArmKgV9mm biopeiser shop no |||

ETNA ROTANTE PIZZAOVN - ORANSJE OUT-40-404 Gjr din utendrs matlaging til en fest med Witt **Etna Rotante** Oransje Pizza Ovn. Denne iynefallende oransje ovnen gir rask oppvarming og konsistente resultater. Perfekt for den stilbevisste kokken som elsker kvalitet og design. TEKNISKE SPESIFIKASJONER Nkkel...

lang:no score:33 filesize: 142.41 K page_count: 1 document date: 2025-06-24

[pdf] User Manual Installation Guide Instructions

English User manuals Witt Pizza 80650010 manual en v 1695386192 cdn shopify s files 1 0829 8535 3527 |||

ETNA Rotante ETNA Fermo Instructions EN: 2-20. 2531-23 8504-23 1 TABLE OF CONTENTS SAFETY INSTRU ... burner: ..... 15 **ETNA ROTANTE** - two burners: .....

lang:tl score:32 filesize: 1.13 M page_count: 20 document date: 2023-03-22

[pdf] Installation Guide Instructions

ETNA Rotante Fermo Witt Pizza Ovensmedia adeo â° LMIT 3301665 media marketplace 86331678 |||

ETNA Rotante ETNA Fermo Instructions UK: 2-20. Pokyny CZ: 21-39 Juhised EE: 40-58 Instrucciones ES: ... burner: ..... 15 **ETNA ROTANTE** - two burners: .....

lang:en score:32 filesize: 2.14 M page_count: 172 document date: 2022-04-11

[pdf] Specifications

title WITT 80650013 Etna Rotante Φούρνος Πίτσας Ματ Jan 28 2025 — κατασκευασμένο για να διαρκέσει και φέρει την τελειότητα στο παιχνίδι σου με πίτσα Ομοιόμορφη κατανομή θερμότητας Η θερμότητα κατανέμεται electroline cy products garden grills pizza ovens witt etna rotante oven matt orange |||

WITT 80650013 **Etna Rotante** , SKU: IT69177 799.00 Specifications : 40,5 cm : : 9,2 kW 8,5 0,7 kW : 669 / : : 360 , : : 100 . : U , : : 500C, Rotante : , : 15 90 : ...

lang:en score:32 filesize: 48.86 K page_count: 2 document date: 2025-03-10

[pdf] User Manual Instructions

DANISH User manuals Witt Pizza 80650010 manual dk no se fi nl be 1 v 1695386249 cdn shopify s files 0829 8535 3527 |||

ETNA Rotante ETNA Fermo Brugsanvisning DK: 2-20 Bruksanvisning NO: 21-39 Instructions FR: 40-58 Ins ... er: ..... 15 **ETNA ROTANTE** - 2 brndere: .....

lang:da score:31 filesize: 1.79 M page_count: 116 document date: 2023-03-22

Witt ETNA Rotante & ETNA Fermo Pizza Oven User Manual

Comprehensive user manual for the Witt ETNA Rotante and ETNA Fermo pizza ovens, covering safety precautions, assembly, operation, cleaning, maintenance, and troubleshooting.

lang:no score:31 filesize: 947.06 K page_count: 20 document date: 2024-01-31

[pdf] User Manual Installation Guide Instructions

Witt ETNA Fermo pizza oven matte orange Manual d5da191dbc98615a9b0b5ed466193d97196e gzhls at blob ldb a f d |||

ETNA Rotante ETNA Fermo Instructions EN: 2-20. 1 TABLE OF CONTENTS SAFETY INSTRUCTIONS..... ... burner: ..... 15 **ETNA ROTANTE** - two burners: .....

lang:tl score:31 filesize: 1.14 M page_count: 20 document date: 2022-04-11

Version 11.2023

WITT'S WARRANTY FOR WITTPIZZA ETNA (ROTANTE AND FERMO) AND ACCESSORIES LIMITED 1 YEAR WARRANTY

Witt offers a 1 year manufacturer's warranty on its products. If you have a warranty claim for your Witt product, please find the terms and conditions that apply, below.

The warranty only applies to the original purchaser of the Product and does not extend where Products have been resold. You will be required to provide proof of purchase. If purchasing a Product as a gift, the recipient of the Product should be noted/note this when registering warranty to qualify.

WARRANTY FOR RESIDENTIAL USE

This section sets out the manufacturer's warranty offered to consumers who purchase Witt products for non-commercial, residential use.

How long is the warranty? The warranty for Rotante and Fermo products is 1 year from the date of the original purchase.

This warranty shall apply to any replacement products supplied by us and any replacement goods shall be covered by time remaining from the original product's warranty period.

What does the warranty cover? We warrant to you that during the applicable warranty period, our product will be free from material defects in materials and workmanship. If this warranty is not met, faulty components will be repaired/replaced unless the component cannot be accessed externally, in which case we will replace the whole unit. The warranty is subject to certain exceptions - see the section headed "What's not covered" below.

NO WARRANTY FOR COMMERCIAL OR PROFESSIONAL USE

This product is for non-commercial and non-professional use = hence used commercial this is outside warranty.

WHAT'S NOT COVERED

This section applies to the Witt warranty when you have purchased our products for residential use.

Your warranty will not cover the following items/instances:

- Surface rust, however if you find corrosion caused by rust and have used the product in accordance with the instructions, you are entitled to repair/replacement

[pdf] Warranty Accessories

Kim Simonsen HereWitt ETNA Rotante Pizza Oven Firefly OvensWitt US Warrantycdn shopify s files 1 0638 9940 2455 Witt Warranty v 1701438193 |||

Version 11.2023 WITT S WARRANTY FOR WITTPIZZA ETNA ROTANTE AND FERMO AND ACCESSORIES LIMITED 1 YEAR WARRANTY Witt offers a 1 year manufacturer s warranty on its products. If you have a warranty claim for your Witt product, please find the terms and conditions that apply, below. The warranty only a... lang:en score:30 filesize: 166.69 K page_count: 5 document date: 2023-12-01

witt

ETNA Rotante
ETNA Fermo

Brugsanvisning DK: 2-20
Bruksanvisning NO: 21-39
Instructions FR: 40-58
Instructies NL: 59-77
Instruktioner SE: 78-96
Ohjeet FI: 97-115

CE 2531-23
UK CA 8504-23

[pdf] User Manual Instructions Guide

Untitled witt pizza manualEtna Rotante Pizzaovn Grafitt Vestland Varme Aswitt manualvestlandvarme no 2025 05 manual |||

ETNA Rotante ETNA Fermo Brugsanvisning DK: 2-20 Bruksanvisning NO: 21-39 Instructions FR: 40-58 Ins ... der: ..... 15 **ETNA ROTANTE** - 2 br ndere: ..... lang:da score:29 filesize: 897.02 K page_count: 116 document date: 2025-05-05



etanolkamin -shop.se

RUND PIZZA UNGSTEN

OUT-40-431

Ge dina hemmagjorda pizzor en professionell touch med Witt rund pizza sten. Perfekt för Witt ETNA Rotante, denna sten säkerställer jämn värmefördelning för den krispiga, läckra pizzabotten du älskar.

NO DEFAULT VALUE. KEY: TECHNICAL_SPECIFICATIONS - LANG: SV

Dimension	
Höjd	7,5 cm
Längd/bredd	46,5 cm
Typ	
Garanti	2 år
Montering	Pizzaofen
Producent	Witt
Utseende	
Material	Cordierit

[pdf] Specifications Datasheet

RUND PIZZA UNGSTEN 1 giu 2024 — Give your homemade pizzas a professional touch with the Witt round pizza stone Perfect for ETNA Rotante this ensures even heat distribution service technical data sheet product id 74448 etanolkamin shop se |||

RUND PIZZA UNGSTEN OUT-40-431 Ge dina hemmagjorda pizzor en professionell touch med Witt rund pizza sten. Perfekt fr Witt ETNA Rotante, denna sten skerstller jmn vrmefrdelning fr den krispiga, lckra pizzabotten du lskar. NO DEFAULT VALUE. KEY: TECHNICAL_SPECIFICATIONS - LANG: SV Dimension Hjd Lngd/... lang:da score:29 filesize: 122.35 K page_count: 1 document date: 2024-06-11

[pdf] User Manual

Fitxes Producte Xiaomi DAFGv3ariAk BAEXERnN P0 Pol Miquel ETNA Rotante PT kps group 2023 10 |||

WITT **ETNA ROTANTE** PIZZA OVEN SKU WIT-80650010 EAN 5707582008510 SKU WIT-80650013 EAN 5707582008541 SKU WIT-80650012 EAN 5707582008534 SKU WIT-80650011 EAN 5707582008527 PEDRA DE PIZZA ROTATIVA Com pedra giratria para pizza e queimador adicional: cozedura contnua para pizzas perfeitas com manchas ...

lang:pt score:28 filesize: 730.96 K page_count: 2 document date: 2023-10-26

[pdf]

Fitxes Producte Xiaomi DAFGv3ariAk BAEXERnN P0 Pol Miquel ETNA Rotante ES kps group 2023 10 |||

WITT **ETNA ROTANTE** PIZZA OVEN SKU WIT-80650010 EAN 5707582008510 SKU WIT-80650013 EAN 5707582008541 SKU WIT-80650012 EAN 5707582008534 SKU WIT-80650011 EAN 5707582008527 PIEDRA GIRATORIA PARA PIZZA Con piedra para pizza giratoria y quemador de refuerzo adicional: coccin continua para pizzas perfec...

lang:es score:28 filesize: 730.93 K page_count: 2 document date: 2023-10-26

[pdf] Specifications Datasheet

FRONT STEN FÖR PIZZAUGN 2 giu 2024 — Make pizzas like a pro with the Witt Pizza Oven Front Stone Designed to fit ETNA Rotante this pizza stone ensures an evenly crispy and delicious service technical data sheet product id 74449 etanolkamin shop se |||

FRONT STEN FR PIZZAUGN OUT-40-432 Skapa pizzor som en proffs med Witt Pizzaugnens frontsten. Designad fr att passa Witt ETNA Rotante, denna pizzasten skerstller en jmnt krispig och lcker botten. Frvandla din nsta pizza till en smakupplevelse med denna oumbrliga uppgradering. NO DEFAULT VALUE. KEY: T...

lang:es score:28 filesize: 112.53 K page_count: 1 document date: 2024-06-11

[pdf]

Fitxes Producte Xiaomi DAFGv3ariAk BAEXERnN P0 Pol Miquel CATÁLOGOS KP Group ETNA Rotante FR kp group global 2023 10 |||

WITT **ETNA ROTANTE** PIZZA OVEN SKU WIT-80650161 EAN 5707582026668 SKU WIT-80650164 EAN 5707582026699 SKU WIT-80650163 EAN 5707582026682 SKU WIT-80650162 EAN 5707582026675 PIERRE PIZZA ROTATIVE Avec pierre pizza rotative et brleur supplmentaire : cuisson continue pour des pizzas parfaites aux tach...

lang:fr score:28 filesize: 730.59 K page_count: 2 document date: 2023-10-26

Witt ETNA Rotante & ETNA Fermo Pizza Oven User Manual

Comprehensive user manual for Witt ETNA Rotante and ETNA Fermo outdoor pizza ovens, covering safety, installation, assembly, usage, maintenance, troubleshooting, specifications, and warranty.

lang:fr score:28 filesize: 2.1 M page_count: 172 document date: 2022-12-05

[pdf] User Manual

Manuál Witt ETNA Pizza pec plynová rotační Robotworld cz Odstraňte obal z kamene na pizzu a umístěte kámen otočnou desku 2 Úplně rozložte nohy poté otočte uvědomte si že váží až 26 8 kg witt etna manual cs robotworld |||

Pizza pec ETNA plynov rotacn pec www.robotworld.cz 1 OBSAH BEZPECNOSTN POKYNY..... ... hok: ..... 34 **ETNA ROTANTE** - dva hoky: .....

lang:nl score:26 filesize: 2.16 M page_count: 20 document date: 2024-09-19

[pdf]

Bedieungsanleitung WITT Etna Fermo RotanteWitt Pizzaofen Gas matt orangeEtna orange Sologrillfuerst de Witt Solo dl media 121789 RotanteBedieungsanleitung Rotante mattorange inkl ZubehörWitt Pizzaschieber Pizzaschneider InfrarotthermometerEtna Infrarotthermometer 121789grillfuerst orangeWitt cremeEtna SoloEtna cremegrillfuerst creme ||| ||| ETNA Rotante ETNA Fermo Anweisungen DE: 2-20. 1 INHALTSVERZEICHNIS SICHERHEITSANWEISUNGEN . 3 Dichtheitsprfung 4 Anschluss der Gasflasche . 5 Trennung der Gasflasche . 5 Batterien 6 TECHNISCHE INFORMATIONEN . 7 INSTALLATIONSANLEITUNG IM FRE ||| ETNA Rotante ETNA Fermo Anweisungen DE: 2-20. 1 INHALTSVERZEICHNIS SICHERHEITSANWEISUNGEN . 3 Dichtheitsprfung 4 Anschluss der Gasflasche . 5 Trennung der Gasflasche . 5 Batterien 6 TECHNISCHE INFORMATIONEN . 7 INSTALLATIONSANLEITUNG IM FRE

ETNA Rotante ETNA Fermo Anweisungen DE: 2-20. 1 INHALTSVERZEICHNIS SICHERHEITSANWEISUNGEN..... ... zelner Brenner: ..... 15 **ETNA ROTANTE** zwei Brenner: .....

lang:de score:26 filesize: 1.14 M page_count: 20 document date: 2022-04-11

[pdf] User Manual Installation Guide Instructions

Download Installation ManualWitt Rotante Pizza Oven Urban Fireplaces80650010 manual enurbanfp ca 2025 04 80650010 en |||

ETNA Rotante ETNA Fermo Instructions EN: 2-20. 2531-23 8504-23 1 TABLE OF CONTENTS SAFETY INSTRU ... burner: ..... 15 **ETNA ROTANTE** - two burners: .....

lang:tl score:25 filesize: 1.08 M page_count: 20 document date: 2025-04-04

[pdf] Instructions Label

80650013 ENTA ROTANTE EU Data Label Draft Rev1 6 Bekijk de CE markering Witt ETNA Rotante ORANJE pizza oven met draaiende steen en 2e brander gas 500 bol original media s gyWI4E26JWIY |||

190 mm 60 mm Warnings: 1.Use outdoors only 2.Read the instructions before using the appliance 3.Warning: accessible parts may be very hot, keep young children away. 4.Detach and leave cylinder outdoors. MADE IN CHINA LAND VAN HERKOMST CHINA SHRIRO AUSTRALIA PTY. LIMITED **ETNA ROTANTE** GAS PI...

lang:nl score:23 filesize: 162.1 K page_count: 1 document date: 2022-08-07

[pdf] Instructions Label

80650011 ENTA ROTANTE EU Data Label Draft Rev1 6 Bekijk de CE markering Witt ETNA Rotante ANTRACIET pizza oven met draaiende steen en 2e brander gas 500 bol original media s 1MkJ2GAzlQ4q |||

190 mm 60 mm Warnings: 1.Use outdoors only 2.Read the instructions before using the appliance 3.Warning: accessible parts may be very hot, keep young children away. 4.Detach and leave cylinder outdoors. MADE IN CHINA LAND VAN HERKOMST CHINA SHRIRO AUSTRALIA PTY. LIMITED **ETNA ROTANTE** GAS PI...

lang:nl score:23 filesize: 162.1 K page_count: 1 document date: 2022-08-07

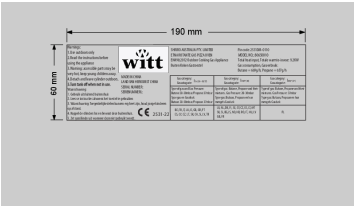

[pdf] Instructions Label

80650010 ENTA ROTANTE EU Data Label Draft Rev1 6 Bekijk de CE markering Witt ETNA Rotante ZWART pizza oven met draaiende steen en 2e brander gas 500 bol original media s xyWKyGzomYN9 |||

190 mm 60 mm Warnings: 1.Use outdoors only 2.Read the instructions before using the appliance 3.Warning: accessible parts may be very hot, keep young children away. 4.Detach and leave cylinder outdoors. MADE IN CHINA LAND VAN HERKOMST CHINA SHRIRO AUSTRALIA PTY. LIMITED **ETNA ROTANTE** GAS PI...

lang:nl score:23 filesize: 162.07 K page_count: 1 document date: 2022-08-07

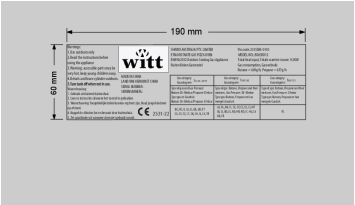

[pdf] Instructions Label

80650012 ENTA ROTANTE EU Data Label Draft Rev1 6 Bekijk de CE markering Witt ETNA Rotante WIT pizza oven met draaiende steen en 2e brander gas 500 bol original media s mkWr1KEjVQR0 |||

190 mm 60 mm Warnings: 1.Use outdoors only 2.Read the instructions before using the appliance 3.Warning: accessible parts may be very hot, keep young children away. 4.Detach and leave cylinder outdoors. MADE IN CHINA LAND VAN HERKOMST CHINA SHRIRO AUSTRALIA PTY. LIMITED **ETNA ROTANTE** GAS PI...

lang:nl score:23 filesize: 162.1 K page_count: 1 document date: 2022-08-07

[pdf]

Witt ETNA Fermo Pizzaofen 1 Brenner Montageanleitung Leuchtenland 468 witt etna fermo pizzaofen montagehinweis bedienungsanleitung leuchtenland media f4 7c f9 |||

ETNA Rotante ETNA Fermo Anweisungen DE: 2-20. 1 INHALTSVERZEICHNIS SICHERHEITSANWEISUNGEN..... ... nzelner Brenner: ..... 15 **ETNA ROTANTE** zwei Brenner: .....

lang:de score:21 filesize: 506.83 K page_count: 20 document date: 2023-01-25

[pdf] Installation Guide Instructions Guide

Handleiding Witt Etna Rotante Piccolo pizza ovenWitt oven Groenwitt 80650186 piccolo rotante 13 mat black eu 5707582031426 userguidecdn toppy nl productattachment w i witt userguide |||

PICCOLO Rotante EN: 2-20. DK: 18-33 NO: 34-49 SE: 50-65 FI: 66-81 FR: 82-97 NL: 98-113 EE: 114-129 LV: 130-145 LT: 146-161 IS: 162-177 2531-24 8504-24 1 TABLE OF CONTENTS SAFETY INSTRUCTIONS..... 3 Leak ...

lang:en score:21 filesize: 987.87 K page_count: 180 document date: 2025-02-12

[pdf] Installation Guide Instructions Borchure

BUY WITT Piccolo Rotante Gas Powered Pizza Oven w Rotating Stone 13 Black

100000005100000005thebbqstore au assets brochures 100000005 |||

ETNA Rotante ETNA Fermo Instructions EN: 2-20. 2531-23 8504-23 1 TABLE OF CONTENTS SAFETY INSTRU ... burner: ..... 15 **ETNA ROTANTE** - two burners: .....

lang:tl score:21 filesize: 1.13 M page_count: 20 document date: 2023-03-22

[pdf] Datasheet

service technical data sheet product id 73943 bioethanol kamin shop de |||

ETNA ROTANTE PIZZAOFEN - SCHWARZ OUT-40-401 Machen Sie den Pizzaabend unvergesslich mit dem Witt **Etna Rotante** Black Pizzaofen Dieser elegante schwarze Pizzaofen verfgt ber einen rotierenden Backstein, der eine gleichmige Wrmeverteilung und perfekte Knusprigkeit jedes Mal garantiert. Kreieren Sie au...

lang:de score:18 filesize: 136.64 K page_count: 1 document date: 2025-05-15

[pdf] Datasheet

service technical data sheetEtna Rotante Pizzaovn Grafitt Vestland Varme Asservice sheetvestlandvarme no 2025 05 sheet |||

ETNA ROTANTE PIZZAOVN - GRAFITT OUT-40-402 Opplev ekte pizzakunst med Witt **Etna Rotante** i stilig grafitt. Denne high-end pizzaovnen varmer opp lynraskt og garanterer jevn baking og uovertruffen smak. Grafittfargen gir et moderne preg mens den roterende steinen srger for at hver pizza blir et mesterv...

lang:no score:18 filesize: 47.45 K page_count: 1 document date: 2025-05-05

[pdf] Datasheet

service technical data sheet product id 74080 bioethanol kamin shop de |||

ETNA ROTANTE PIZZASTEIN OUT-40-403 TECHNISCHE SPEZIFIKATIONEN Hauptspezifikationen Produkttyp Marke Verwendung Garantie Pizzaofen Witt Outdoor 2 Jahre Mae und Gewicht Innentiefe Lnge/Breite Hhe Tiefe Gewicht 40,5 40,5 66,3 cm 43,6 cm 76,1 cm 29,8 kg Technische Spezifikationen Steuerung Manue...

lang:de score:16 filesize: 135.28 K page_count: 1 document date: 2025-05-16

[pdf] Datasheet

service technical data sheet product id 74037 bioethanol kamin shop de |||

ETNA ROTANTE GRAPHIT PIZZAOFEN OUT-40-402 TECHNISCHE SPEZIFIKATIONEN Hauptspezifikationen Produkttyp Marke Verwendung Garantie Pizzaofen Witt Outdoor 2 Jahre Mae und Gewicht Innentiefe Lnge/Breite Hhe Tiefe Gewicht 40,5 40,5 66,3 cm 43,6 cm 76,1 cm 29,8 kg Technische Spezifikationen Steuerung...

lang:de score:16 filesize: 135.31 K page_count: 1 document date: 2025-05-15

[pdf] Decleration of Conformity

Pizza Rezept 2023 indd Pizzateig mde gmbh doc |||

ETNA PIZZA-WELT Rezept-Tipp Neapolitanische Pizza www.wittpizza.com SCHWIERIGKEITSGRAD MENGE/PORTI ... tzeverteilung gelingt die Pizza Guten Appetit Jetzt ist alles bereit und die Pizza kann im Witt **Etna Rotante** oder Fermo Pizzaofen gebacken werden. Dafr den Pizzaschieber sparsam mit Semola Mehl be...

lang:de score:16 filesize: 2.88 M page_count: 4 document date: 2022-11-29

[pdf]

leggno insert static ticimax cloud 38766 editor |||

1 2 3 Syhoeferrrakvdeasare Birlikte yemek hazirlamanin keyfi bir baka. birliiyle mutfakta ye ... Fermo ile 90 saniyeden kisa bir srede itir itir hamuruyla mkemmel pimi pizzaya kavuacaksiniz. WITT **ETNA ROTANTE** PZZA FIRIN Dner ta ve ykseltici brlr En hassas pizza tai sicaklii 15 dakikadan kisa sre...

lang:id score:11 filesize: 9.88 M page_count: 68 document date: 2024-09-24