

## Manuals+

[Q & A](#) | [Deep Search](#) | [Upload](#)

Manuals.plus /

> [ocioc](#) /

> ocioc Low Profile Smart Ceiling Fan with Lights Instruction Manual

**ocioc 8292**

# ocioc Low Profile Smart Ceiling Fan with Lights Instruction Manual

Model: 8292

## PRODUCT OVERVIEW

---

The ocioc Low Profile Smart Ceiling Fan with Lights is designed to provide both efficient air circulation and versatile lighting for your living space. This 18-inch fan integrates smart control features, allowing operation via Amazon Alexa, Google Assistant, or a dedicated mobile application. It boasts a quiet reversible DC motor for year-round use and dual dimmable lighting with color-changing RGB ambient light to create various atmospheres.



Figure 1: ocioc Low Profile Smart Ceiling Fan with Lights

## SETUP AND INSTALLATION

Installation of the ocioc Smart Ceiling Fan is designed to be straightforward, typically requiring three simple steps. Detailed instructions are provided in the included manual to guide you through the process. Ensure power is off at the circuit breaker before beginning installation.

"Alexa, turn on the light."  
"Set the color temperature to nature white"

ALEXA: "OKAY!"

WORKS WITH amazon alexa

Voice Control  
Embrace Smart Living

**WORK WITH  
AMAZON ALEXA**

Figure 2: Simplified 5-Step Installation Process

### Installation Steps Overview:

1. Install the mounting base securely to the ceiling.
2. Buckle the safety rope for added security.
3. Connect the electrical wires (ground, neutral, hot) according to local electrical codes.
4. Align and lock the fan unit into the mounting base.
5. Install the safety screw to secure the fan.

### Installation Demonstration Video:

Your browser does not support the video tag.

Video 1: Official ocioc Smart Ceiling Fan Show Video. This video demonstrates various features and aspects of the fan, including a brief overview of its installation and operation.

## OPERATING YOUR SMART CEILING FAN

### Remote Control Functions

The included remote control provides comprehensive command over your ceiling fan's functions. It allows you to adjust fan speed, control lighting, set timers, and switch between different modes.




Figure 3: Remote Control Layout and Functions

- **Fan ON/OFF/Pairing:** Power on/off the fan and initiate pairing mode.
- **Light ON/OFF & Color Temperature Switch:** Short press to toggle light, long press to cycle through color temperatures (Warm White, Neutral White, Cool White).
- **Brightness +/-:** Adjust the brightness of the main light.
- **Fan Speed +/-:** Cycle through 6 fan speed settings.
- **Forward/Reverse:** Switch between downdraft (summer) and updraft (winter) modes.
- **1-Hour Timer:** Set a 1-hour timer for automatic shutdown.
- **RGB Backlight ON/OFF & Color Cycling:** Short press to toggle RGB backlight, long press to cycle through RGB colors.

### Smart App & Voice Control

For enhanced convenience, the ocioC Smart Ceiling Fan is compatible with the Smart Life App, Amazon Alexa, and Google Assistant. This allows for voice-controlled operation and advanced scheduling.

# Enjoy A Quiet Life

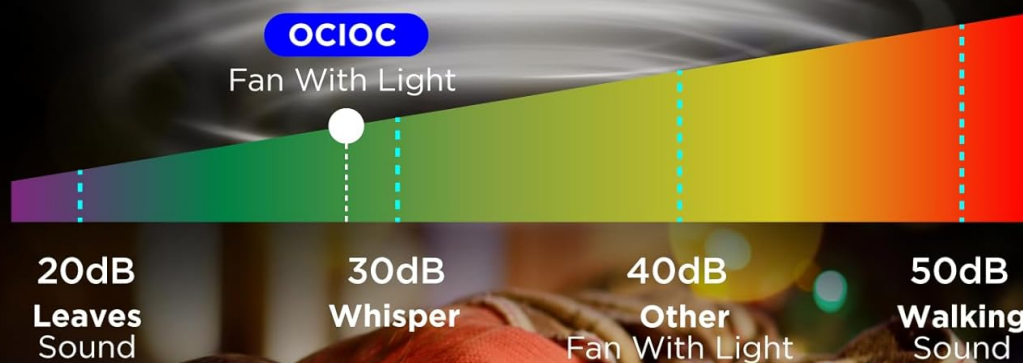


Figure 4: Voice Control Integration with Alexa and Google Assistant

- **App Control:** Download the Smart Life App to control all fan and light functions from your smartphone, including scheduling and advanced RGB light customization.
- **Voice Commands:** Use simple voice commands with Alexa or Google Assistant (e.g., "Hey Alexa, turn on the fan") to adjust settings hands-free.

## Lighting Features

The fan features dual dimmable lighting, offering both functional illumination and ambient effects.

- **Adjustable Downlight:** Choose from three color temperatures (3000K Warm White, 4500K Neutral White, 6500K Cool White) and adjust brightness from 10% to 100%.
- **RGB Ambient Light:** The captivating backlight offers a spectrum of colors, creating an immersive ambiance. It can also sync to music's rhythm via the app.
- **Memory Mode:** The fan remembers your last preferred settings for both light and fan speed.

# Choose the best light temperature for your needs



Brightness adjustable form 10% to 100%

Figure 5: Main Light Color Temperature Options

## RGB Ambient Light Enjoy a Comfortable Fan Experience



Figure 6: RGB Ambient Light for Enhanced Atmosphere

### Fan Operation

The fan is equipped with a quiet reversible DC motor and multiple speed settings for optimal comfort.

- **Reversible Motor:** Provides downdraft cooling airflow in summer and updraft to assist warm air circulation in winter, contributing to energy savings.
- **6-Speed Settings:** Adjust airflow from a gentle breeze (Low Speed 1-2, suitable for sleep) to a powerful current (High Speed 5-6, suitable for sport/active use).
- **Quiet Operation:** The low-noise design ensures a comfortable environment, ideal for bedrooms and quiet spaces.

## Two Modes for Summer and Winter




Figure 7: Reversible Motor for Summer and Winter Modes



Figure 8: Low Noise Design for a Peaceful Environment

## CARE AND MAINTENANCE

---

To ensure the longevity and optimal performance of your ocioc Smart Ceiling Fan, regular care and maintenance are recommended.

- **Cleaning:** Gently wipe the fan and light fixture with a soft, dry cloth. Avoid using abrasive cleaners or solvents that may damage the finish.
- **Inspection:** Periodically check all connections and mounting hardware to ensure they are secure.
- **Blade Cleaning:** The enclosed blade design makes cleaning simple and safe. Use a soft brush or cloth to remove dust from the fan blades.

## TROUBLESHOOTING COMMON ISSUES

---

If you encounter any issues with your ocioc Smart Ceiling Fan, refer to the following common troubleshooting tips:

- **Fan or Light Not Responding:**

- Check if the power switch is on.
  - Ensure the remote control batteries are not depleted.
  - If using the app, verify your Wi-Fi connection and that the fan is properly paired. Some users have reported intermittent connectivity issues requiring re-pairing.
- **Light Blinking or Not Changing Colors:**
    - Confirm the correct light mode (white or RGB) is selected on the remote or app.
    - Try resetting the light by turning the power off and on five times until it blinks, then re-pair with the app if necessary.
- **Fan Not Spinning or Making Unusual Noise:**
    - Ensure no obstructions are blocking the fan blades.
    - Check that the fan is securely mounted and all screws are tightened.
    - Verify the fan speed setting.

For persistent issues, please refer to the detailed troubleshooting section in the full product manual or contact customer support.

## PRODUCT SPECIFICATIONS

---

Detailed technical specifications for the ocioc Low Profile Smart Ceiling Fan:



Figure 9: Key Product Dimensions and Parameters

Specification	Detail
Brand	ocioc
Model Name	8292
Color	Smart-White
Material	Plastic, Metal
Product Dimensions	18"L x 18"W x 7"H
Item Weight	4.85 Pounds
Light Source Type	LED
Brightness	3300 lumen
Wattage	55 watts
Voltage	120 Volts (DC)

Control Method	App, Remote
Special Features	Remote Controlled, LED Light, Timer, Bladeless, App Operable
Air Flow Capacity	1364 Cubic Feet Per Minute
Included Components	Light Kit, Remote Control

## WARRANTY AND CUSTOMER SUPPORT

---

The ocioc Low Profile Smart Ceiling Fan comes with a **5-year warranty**, ensuring peace of mind regarding its quality and performance.

If you encounter any issues during installation or usage, or require further assistance, please do not hesitate to contact ocioc customer support. We are committed to providing quality and hassle-free service to ensure your satisfaction.

For support, please refer to the contact information provided in your product packaging or visit the official ocioc website.