

## Manuals+

[Q & A](#) | [Deep Search](#) | [Upload](#)

[manuals.plus](#) /

- › [Timex](#) /
- › [Timex Men's Waterbury Traditional 40mm Watch Instruction Manual](#)

**Timex TW2W15000UK**

# Timex Men's Waterbury Traditional 40mm Watch Instruction Manual

Model: TW2W15000UK

## INTRODUCTION

Thank you for choosing the Timex Men's Waterbury Traditional 40mm Watch. This manual provides essential information for the proper setup, operation, and care of your timepiece. Please read these instructions carefully to ensure optimal performance and longevity of your watch.

## PRODUCT OVERVIEW





**Figure 1:** Front view of the Timex Waterbury Traditional 40mm Watch, featuring a white dial with Roman numerals, day/date display, and a black leather strap.

The Timex Waterbury Traditional 40mm Watch is a classic timepiece designed for everyday wear. It features a durable stainless steel case, a clear mineral glass lens, and a comfortable black strap. The watch is water resistant up to 50 meters (164 feet), making it suitable for short periods of recreational swimming, but not for diving or snorkeling.

- **Case Diameter:** 40mm
- **Strap Material:** Leather
- **Dial Color:** White
- **Lens Material:** Mineral Glass
- **Water Resistance:** 50 meters (164 feet)
- **Movement:** Quartz

### 1. Setting the Time

1. Pull the crown (the small knob on the side of the watch) out to position 3 (farthest out).
2. Turn the crown clockwise or counter-clockwise to move the hands until the correct time is displayed.
3. Push the crown back into position 1 (fully in) to engage the movement and start the watch.

### 2. Setting the Day and Date

1. Pull the crown out to position 2 (middle position).
2. Turn the crown clockwise to adjust the date.
3. Turn the crown counter-clockwise to adjust the day.
4. Once the correct day and date are set, push the crown back into position 1.

**Note:** To avoid damaging the movement, do not set the date between 9:00 PM and 3:00 AM. If the time falls within this period, first advance the time past 3:00 AM, then set the date, and finally reset the time.





Figure 2: Side view of the watch, highlighting the crown used for time and date adjustments.

## OPERATING THE WATCH

---

Your Timex Waterbury Traditional watch operates on a quartz movement, powered by a single lithium metal battery. Once the time and date are set, the watch will run continuously until the battery needs replacement.

### Water Resistance

This watch is water resistant to 50 meters (164 feet). This means it is suitable for recreational swimming in shallow water. It is **not** suitable for diving, snorkeling, or high-impact water sports. Avoid operating the crown while the watch is wet to prevent water intrusion.

## MAINTENANCE

---

### Battery Replacement

The watch is powered by one lithium metal battery. When the watch stops or the second hand begins to jump erratically (indicating low battery), it is time for a battery replacement. It is recommended to have the battery replaced by a qualified watch technician to ensure proper sealing and water resistance.

### Cleaning

To clean your watch, wipe the case and crystal with a soft, damp cloth. For the leather strap, avoid excessive moisture and harsh chemicals. If the strap becomes wet, allow it to air dry naturally.

## Storage

When not wearing your watch, store it in a cool, dry place away from direct sunlight and extreme temperatures. Avoid exposing the watch to strong magnetic fields, which can affect its accuracy.

## TROUBLESHOOTING

Problem	Possible Cause	Solution
Watch stops or runs intermittently	Low battery	Replace battery (recommended by a professional).
Time is inaccurate	Watch needs to be reset; exposure to strong magnetic fields.	Reset the time. Keep watch away from magnets.
Date/Day does not change	Incorrect setting; crown not fully pushed in.	Ensure crown is in position 1. Reset day/date as per instructions.
Moisture under crystal	Water intrusion due to open crown or damaged seal.	Immediately take to a qualified watch technician for inspection and repair.

## SPECIFICATIONS

- **Model Number:** TW2W15000UK
- **Case Material:** Stainless Steel
- **Case Diameter:** 40mm
- **Strap Material:** Leather
- **Strap Length:** 8 inches
- **Dial Color:** White
- **Lens Material:** Mineral Glass
- **Movement:** Quartz
- **Water Resistance:** 50 meters (164 feet)
- **Battery Type:** 1 Lithium Metal battery (included)

## WARRANTY AND SUPPORT

Timex watches are manufactured to high standards and are covered by a limited warranty. For specific warranty details, please refer to the warranty card included with your purchase or visit the official Timex website. For technical support, service, or parts, please contact Timex customer service through their official channels.







**Official Timex Website:** [www.timex.com](http://www.timex.com)

## ADDITIONAL RESOURCES

No official product videos from the seller are available for embedding at this time based on the provided criteria.



Related Documents - TW2W15000UK

	<p><a href="#">Руководство по эксплуатации часов Timex</a></p> <p>Подробное руководство по эксплуатации часов Timex, охватывающее настройку времени, использование хронографа, водонепроницаемость, регулировку браслета и функции подсветки INDIGLO® для различных механизмов Timex.</p>
	<p><a href="#">Timex Analog Watch User Manual - Features, Settings, and Care</a></p> <p>Comprehensive user guide for Timex Analog watches, covering setup, features like INDIGLO® Night-Light, water resistance, alarms, perpetual calendar, and maintenance. Available in multiple languages.</p>
	<p><a href="#">Timex Kids Digital Watch User Guide - Operation and Features</a></p> <p>Comprehensive user guide for the Timex Kids digital watch (model 791-095007). Covers features, basic operations, setting time and date, chronograph, alarm, timer, INDIGLO night light, water resistance, strap adjustments, battery information, and warranty details.</p>
	<p><a href="#">Timex Atelier Marine M1a User Manual and International Warranty</a></p> <p>Comprehensive user manual and international warranty details for the Timex Atelier Marine M1a watch. Includes product specifications, instructions for setting the time and adjusting the bracelet, and warranty coverage information.</p>
	<p><a href="#">Timex Ironman 50-Lap Watch User Manual</a></p> <p>Comprehensive user manual for the Timex Ironman 50-Lap watch, detailing features, operations, and maintenance for optimal use.</p>
	<p><a href="#">Timex Watch User Manual and International Warranty</a></p> <p>Comprehensive guide to Timex watches, including operating instructions, water resistance details, battery replacement, and international warranty information. Features INDIGLO night-light and strap adjustment for Timex Kids and Timex Jr. models.</p>