

SONOFF M5-3C-120W

SONOFF Matter Smart Light Switch M5-3C-120W 3-Gang User Manual

Model: M5-3C-120W

1. INTRODUCTION

This manual provides detailed instructions for the installation, setup, and operation of your SONOFF Matter Smart Light Switch M5-3C-120W 3-Gang. This smart wall switch integrates with Matter, allowing seamless control through various smart home ecosystems including Alexa, Google Home, and SmartThings. It features 2.4GHz WiFi connectivity, requiring a neutral wire for installation. Please read this manual thoroughly before installation and use to ensure proper function and safety.



Image 1.1: Front view of the SONOFF Matter Smart Light Switch M5-3C-120W 3-Gang.

Time to Switch to "Matter" Life

SONOFF SwitchMan Smart Wall Switch



works
with



Works with
Apple Home



works with
Google Home



Image 1.2: Overview of Matter compatibility with various smart home platforms.

2. SAFETY INFORMATION

WARNING: Risk of electric shock. Installation should be performed by a qualified electrician. Always turn off power at the circuit breaker before installing or servicing the switch. Ensure all wiring is compliant with local electrical codes.

- This device is designed for indoor use only.
- Do not install with wet hands or when standing on wet or damp surfaces.
- Ensure the power supply is disconnected before any installation, maintenance, or removal procedures.
- A neutral wire is required for the operation of this smart switch. Verify its presence in your electrical box before proceeding.
- The device is FCC certified, ensuring safety and reliability.

Adjust LED Light to Locate in the Dark

Want to quickly find the switch button by the LED indicator? Or prefer to sleep well without the disturbance of lights? The LED indicator on the button can be adjusted to various brightness to meet your need.

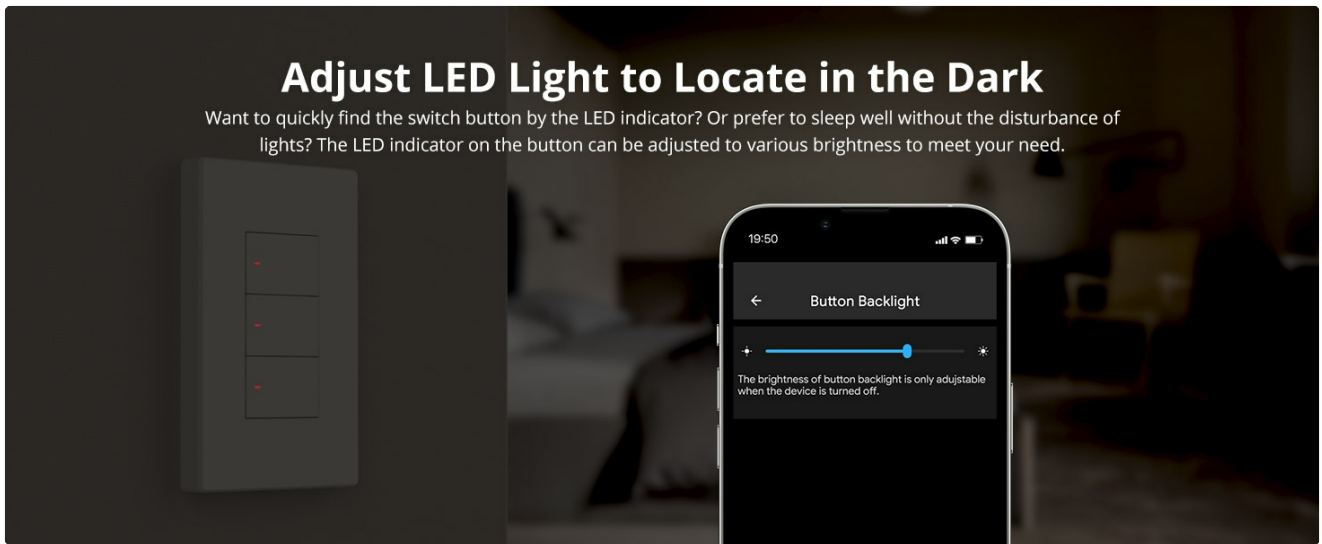


Image 2.1: Illustration of the switch's internal design, highlighting high temperature resistance and safe disassembly features.


3. PACKAGE CONTENTS

Upon opening the package, verify that all items are present and undamaged:

- SONOFF Matter Smart Light Switch (M5-3C-120W) x 1
- Quick Guide x 1
- Screws x 2

SONOFF

matter



SwitchMan Smart Wall Switch






Image 3.1: Front view of the product packaging.

SwitchMan Smart Wall Switch



Remote Control



Single/Countdown
Timing



Voice Control



Share Control



Smart Scene



Inching Mode



Group Control



LAN Control

Specifications

Model/型号: M5-3C-120W

Dimension: 120x74x41.5mm

Casing materials: PC V0+CRS

Rating/额定参数: 100-240V~ 50/60Hz 2A/Gang 6A Total Max μ

Wi-Fi: IEEE 802.11 b/g/n 2.4GHz

Color: White

Number of gangs: 3

What's in the box

Quick guide x 1 Screw x 2 SwitchMan smart wall switch x 1

Google, Google Play and Google Home are trademarks of Google LLC.

Google Assistant is not available in certain languages and countries.

Amazon, Alexa and all related logos are trademarks of Amazon.com, Inc. or its affiliates.

Manufacturer: Shenzhen Sonoff Technologies Co., Ltd.

Address: 3F & 6F, Bldg A, No. 663, Bulong Rd, Shenzhen, Guangdong, China

Website: sonoff.tech

ZIP code: 518000

Service email: support@itead.cc

制造商: 深圳松诺技术有限公司

地址: 深圳市龙岗区坂田街道大发埔社区布龙路663号A栋三层、六层

服务热线: 0755-27955416

执行标准: GB/T 16915.2

中国制造

sonoff.tech

SONOFF



SONOFF TECHNOLOGY Deutschland GmbH

Bretle Str. 22, 40213
Düsseldorf, Germany
eurep@itead.cc

EC REP



Image 3.2: Back view of the product packaging, detailing specifications and features.

4. INSTALLATION

Important: Installation requires working with electrical wiring. If you are not comfortable with electrical work, consult a qualified electrician.

4.1 Pre-installation Check

1. **Verify Neutral Wire:** This smart switch requires a neutral wire (typically white or gray) in your electrical box. Without a neutral wire, the switch cannot be installed.
2. **Power Off:** Locate your circuit breaker panel and turn off the power to the switch you are replacing. Confirm the power is off using a voltage tester.
3. **Existing Switch Removal:** Carefully remove the faceplate and unscrew the existing switch from the wall box. Disconnect the wires, noting their connections.

4.2 Wiring Instructions

The SONOFF M5-3C-120W switch has terminals for Line (Live), Load, and Neutral wires. Refer to the diagram below for typical wiring connections.

- **Line (L):** Connect the incoming live wire from your electrical supply.
- **Load (L1, L2, L3):** Connect the wires going to your light fixtures. Each gang corresponds to a load terminal.
- **Neutral (N):** Connect the neutral wire from your electrical supply.
- **Ground (GND):** Connect the ground wire (if present in your wall box) to the switch's ground terminal.

4.3 Physical Installation

1. After wiring, carefully push the switch into the wall box.
2. Secure the switch to the wall box using the provided screws.
3. Attach the faceplate to the switch.
4. Restore power at the circuit breaker. The switch's indicator light should illuminate.

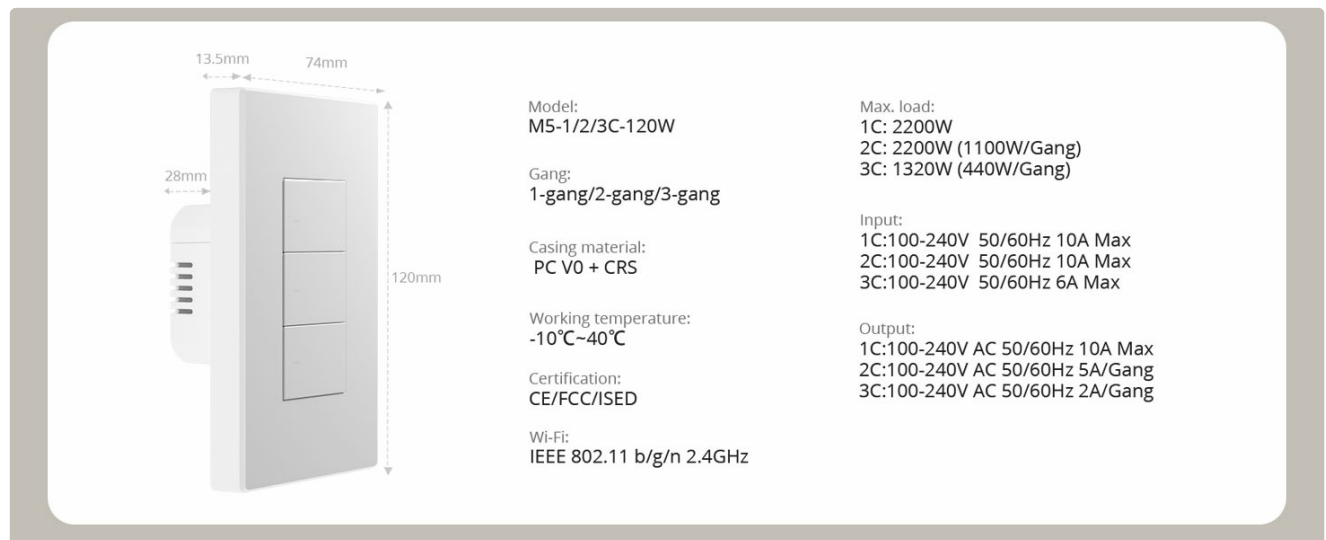


Image 4.1: Compatibility with standard US wall boxes and detailed product dimensions.

5. SETUP AND PAIRING

The SONOFF M5-3C-120W supports Matter protocol for broad compatibility.

5.1 Initial Setup with eWeLink App (Optional)

While Matter allows direct integration, you can also use the eWeLink app for initial setup or additional features.

1. **Download eWeLink App:** Search for "eWeLink" in your smartphone's app store (Google Play Store or Apple App Store) and install it.
2. **Register/Log In:** Open the app and create an account or log in if you already have one.

3. **Add Device:** Follow the in-app instructions to add a new device. The switch should enter pairing mode automatically after power-up.

5.2 Pairing with Matter Ecosystems

To integrate with Matter-compatible hubs (e.g., Apple Home, Google Home, Alexa, SmartThings), follow these general steps:

1. Ensure your Matter-compatible hub (e.g., HomePod, Apple TV 4K, Google Nest Hub, Amazon Echo device) is set up and online.
2. Open the respective smart home app (Apple Home, Google Home, Alexa, SmartThings).
3. Initiate the "Add Device" or "Add Accessory" process within the app.
4. Scan the Matter QR code located on the device or its packaging, or manually enter the pairing code.
5. Follow the on-screen prompts to complete the pairing process.

6. OPERATING INSTRUCTIONS

6.1 Manual Control

Press the physical buttons on the switch to manually turn connected lights on or off.

6.2 App Remote Control

Use the eWeLink app or your preferred Matter-compatible smart home app to control the switch remotely.

- **On/Off Control:** Tap the respective button in the app to toggle the light on or off.
- **Scheduling:** Set custom schedules and timers for automatic light control.
- **Loop Timer:** Configure lights to cycle on and off at specified intervals.

App Remote Control

Enjoy The Convenience of Smart Life

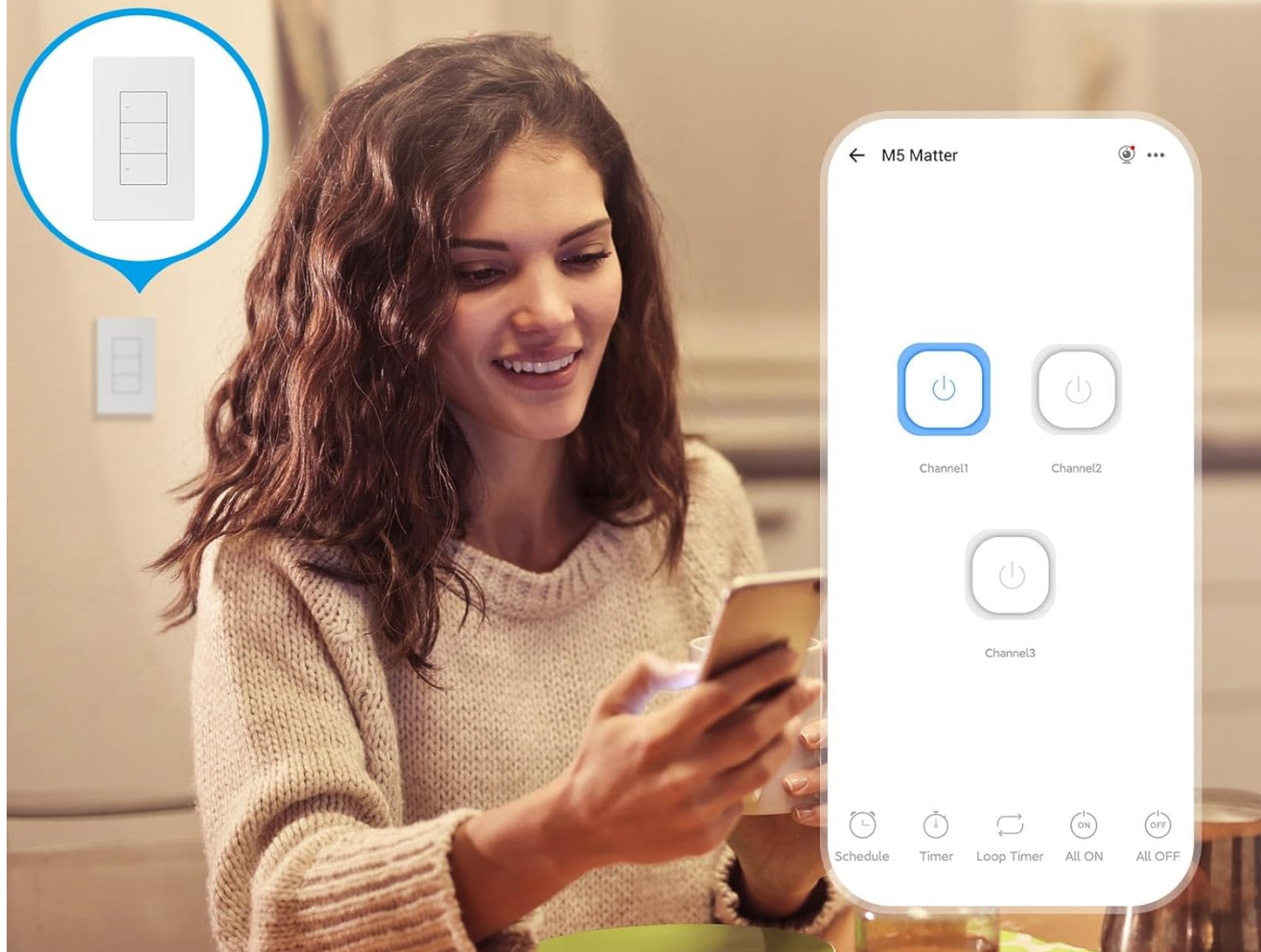


Image 6.1: Remote control via the eWeLink app interface.

Scheduled On / Off

Share Surprise Moments With Your Loved Ones



Image 6.2: Example of setting scheduled on/off times for automated lighting.

6.3 Voice Control

Once integrated with Alexa, Google Home, or other voice assistants, you can control your lights using voice commands.

- Example: "Alexa, turn off the living room light."
- Example: "Hey Google, turn on the kitchen lights."

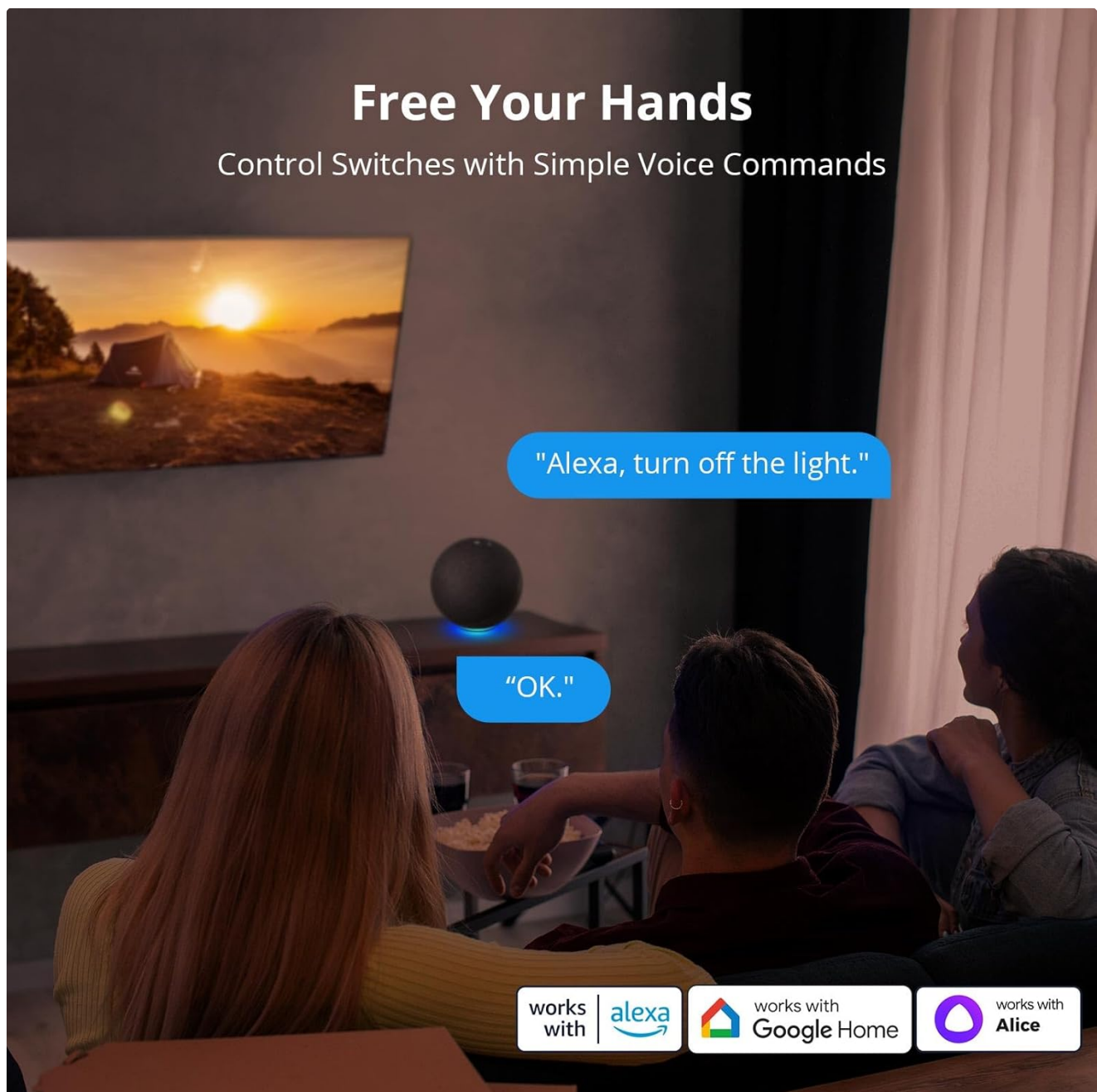


Image 6.3: Voice control in action with a smart speaker.

6.4 Smart Scenes

Create smart scenes to automate actions based on specific conditions or other smart devices.

- Example: Link with a door sensor (e.g., SONOFF DW2-WiFi) to automatically turn on lights when a door opens.

Smart Scene Makes Your Life Convenient

Add a smart scene to build a linkage with DW2-WiFi door sensor which makes the light is turned on automatically when you open the door.



Image 6.4: Smart scene example: lights activate upon door opening.

6.5 Two-Way Control (with SONOFF R5)

The SONOFF M5 switch can be paired with a SONOFF R5 Scene Controller for two-way or multi-way control without complex wiring.

eWeLink-Remote Gateway Function

SONOFF's R5 series can be added as a sub-unit to jointly control the same device



Image 6.5: Two-way control setup using an M5 switch and an R5 scene controller.

6.6 LED Indicator Adjustment

The LED indicator on the switch buttons can be adjusted for brightness via the eWeLink app to suit your preference, especially for locating the switch in the dark or minimizing disturbance during sleep.

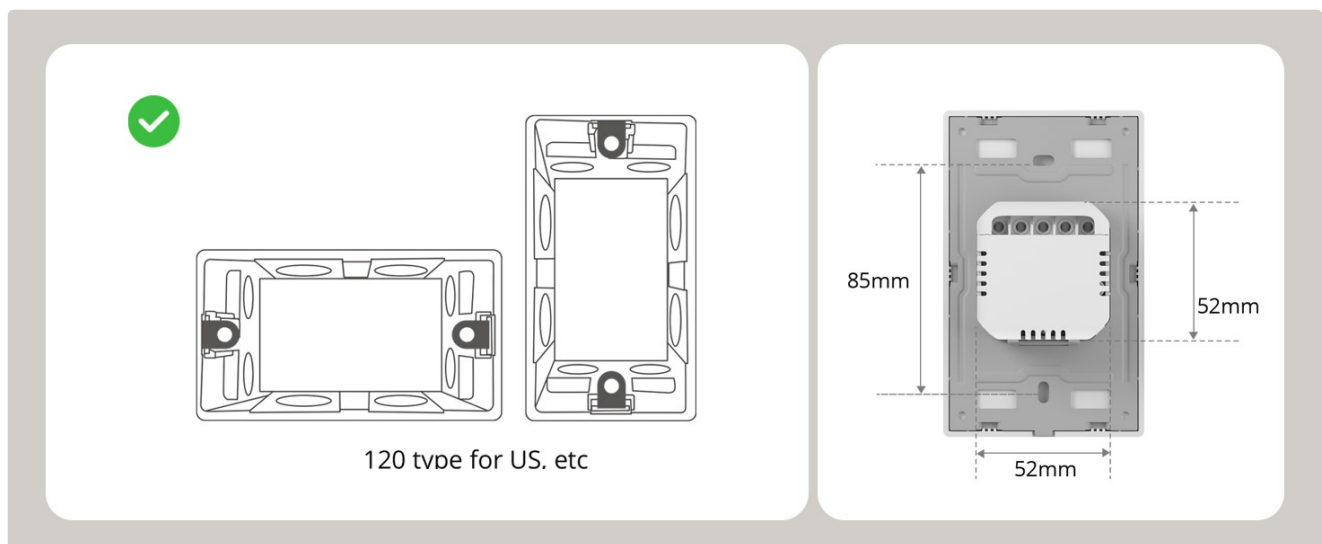


Image 6.6: App interface for adjusting LED indicator brightness.

7. MAINTENANCE

To maintain the performance and appearance of your smart switch:

- Clean the surface with a soft, dry cloth. Do not use abrasive cleaners or solvents.
- Ensure the switch is kept free from dust and moisture.
- Do not attempt to disassemble the switch beyond what is described in the safety section, as this may void the warranty and pose a safety risk.

8. TROUBLESHOOTING

If you encounter issues with your SONOFF Matter Smart Light Switch, refer to the following common problems and solutions:

- **Switch is unresponsive / No power:**
 - Check the circuit breaker to ensure power is restored to the switch.
 - Verify that the neutral wire is correctly connected.
 - Ensure all wiring connections are secure.
- **Cannot connect to WiFi / Drops connection frequently:**
 - Ensure your WiFi network is 2.4GHz. This device does not support 5GHz WiFi.
 - Check the distance between the switch and your WiFi router. Obstructions can weaken the signal.
 - Restart your WiFi router.
 - Perform a factory reset on the switch (refer to the quick guide for specific steps) and attempt pairing again.
- **Cannot pair with Matter / Smart Home App:**
 - Ensure your Matter-compatible hub is online and within range.
 - Verify that the Matter QR code or pairing code is entered correctly.
 - Check for any firmware updates for your Matter hub or the smart switch.
 - Try resetting the switch and initiating the pairing process again.
- **Lights flicker or do not turn off completely:**
 - This can sometimes occur with low-wattage LED bulbs. Ensure your bulbs are compatible with smart switches.

- Verify the load connected does not exceed the maximum wattage specified in the specifications.

9. SPECIFICATIONS

Feature	Detail
Model	M5-3C-120W
Product Dimensions	4.72 x 2.91 x 1.63 inches
Item Weight	8.08 ounces
Operation Mode	ON-OFF
Current Rating	6 Amps
Operating Voltage	100-240 Volts AC
Contact Type	Normally Closed
Connector Type	Clamp
Terminal	Screw
Circuit Type	1-way
Actuator Type	Push Button
Wi-Fi	IEEE 802.11 b/g/n 2.4GHz
Casing Material	PC V0 + CRS
Working Temperature	-10°C to 40°C
Certification	CE/FCC/ISED
Max. Load (per gang)	3-Gang: 1320W (440W/Gang)

10. WARRANTY AND SUPPORT

SONOFF products are designed and manufactured to the highest quality standards. For warranty information and technical support, please refer to the official SONOFF website or contact their customer service directly. Keep your purchase receipt as proof of purchase for warranty claims.

Manufacturer: SONOFF

Website: sonoff.tech

Service Email: support@itead.cc

Related Documents - M5-3C-120W



[SONOFF M5-3C-120W Smart Wall Switch EU Declaration of Conformity](#)

Official EU Declaration of Conformity for the SONOFF M5-3C-120W Smart Wall Switch, detailing compliance with relevant EU directives and harmonized standards.
lang:en score:39 filesize: 342.48 K page_count: 9 document date: 2025-07-29

User Manual M5-1C/2C/3C-120W(EN)



[SwitchMan Smart Wall Switch M5-1C/2C/3C-120W User Manual](#)

User manual for the SwitchMan Smart Wall Switch by Sonoff, covering installation, pairing (Matter and eWeLink), specifications, and troubleshooting for models M5-1C-120W, M5-2C-120W, and M5-3C-120W.
lang:en score:33 filesize: 8.27 M page_count: 15 document date: 2024-03-21

User Manual M5-1C/2C/3C-120W(EN)



[SONOFF SwitchMan M5 Smart Wall Switch User Manual | M5-1C/2C/3C-120W](#)

Comprehensive user manual for the SONOFF SwitchMan M5 Smart Wall Switch (M5-1C/2C/3C-120W). Learn about installation, setup, Matter and eWeLink app pairing, troubleshooting, and specifications.
lang:en score:30 filesize: 8.23 M page_count: 15 document date: 2024-03-21


User Manual M5-1C/2C/3C-120W(EN)



[Sonoff SwitchMan Smart Wall Switch M5-1C/2C/3C-120W User Manual and Guide](#)

Comprehensive user manual for the Sonoff SwitchMan Smart Wall Switch (M5-1C/2C/3C-120W). Learn about installation, pairing with eWeLink and Matter, specifications, troubleshooting, and compliance.

lang:en score:29 filesize: 779.61 K page_count: 15 document date: 2024-06-12



[\[pdf\] Declaration of Conformity](#)

Ryan G H Yang SONOFF M5 1C 120 2C 3C 120W 120G CE DoC 1 Compliance Official sonoff tech 2023 10 |||

Original Declaration of Conformity Apparatus/Equipment Product: Brand: Model: SKU No.: EU DECLARATION OF CONFORMITY SONOFF SwitchMan Smart Wall Switch Sonoff M5-1C-120, M5-2C-120, M5-3C-120, M5-1C-120W, M5-2C-120W, **M5-3C-120W**, M5-1C-120G, M5-2C-120G, M5-3C-120G 6920075777369, 6920075777376, 692007...

lang:en score:28 filesize: 327.61 K page_count: 18 document date: 2023-10-12



[\[pdf\] Declaration of Conformity Test Report](#)

Microsoft Word C04 C0 CR220941946 ICES final dg06118 SONOFF M5 1C2C3C 120 ISED SDoC sonoff tech 2024 03 |||

ATTESTATION OF CONFORMITY Attestation Number : Date of Issue: Product: Model s : Brand: Applicant Name Address: AOCCR220941946-08 2022-09-17 SONOFF SwitchMan Smart Wall Switch M5-3C-120, M5-2C-120, M5-1C-120, **M5-3C-120W**, M5-2C-120W, M5-1C-120W, M5-3C-120G, M5-2C-120G, M5-1C-120G SONOFF Shenzhen ...

lang:en score:26 filesize: 912.39 K page_count: 1 document date: 2022-10-06

SONOFF SwitchMan Zigbee Smart Wall Switch
(Supports both No Neutral and Neutral Wire)

Product Preview Manual (VIP version)

Product Model Introduction
Notes before Using
Available Platforms
User Manual
Introduction
Compatible Voice Assistants
Specification
Installation
1. Power off
2. Wiring Instruction
3. Power on
Download the eWeLink App & Add SONOFF Zigbee gateway
Scan QR code to add the device
Factory Reset
Switching Wiring Modes
Ending

Product Preview Manual (VIP version)

Hi

We are glad to have you participate in our new product review! Your unique perspective and professional feedback are invaluable to us. The following sections will provide detailed information on usage precautions, platform support, and the product manual. We hope this new product will excite both you and your audiences. Once again, thank you for your support and collaboration!

[SONOFF SwitchMan Zigbee Smart Wall Switch: User Manual and Features](#)

Explore the SONOFF SwitchMan Zigbee Smart Wall Switch (ZBM5), a flexible smart home device supporting no-neutral and neutral wiring. Learn about its single, dual, and triple channel options, Zigbee 3.0 connectivity, eWeLink app integration, and compatibility with voice assistants like Alexa and Google Home. This comprehensive manual covers installation, setup, and operation.

lang:en score:23 filesize: 3.23 M page_count: 12 document date: 2024-11-19




[\[pdf\] Specifications Test Report](#)

Microsoft Word DG1220106 00758E 22A ETSI EN 300 328 BLE equipment RF Report dg06131

SONOFF M5 1C2C3C 120 Radio Test sonoff tech 2022 12 |||

ETSI EN 300 328 V2.2.2 2019-07 TEST REPORT For Shenzhen Sonoff Technologies Co.,Ltd. 3F 6F, Bldg A, No. 663, Bulong Rd, Shenzhen, Guangdong, China Test Models: M5-3C-120 Multiple Model: M5-1C-120, M5-2C-120, M5-1C-120W, M5-2C-120W,**M5-3C-120W**, M5-1C-120G, M5-2C-120G, M5-3C-120G Report Type: Orig...


lang:tl score:21 filesize: 1.05 M page_count: 32 document date: 2022-06-21



[SONOFF Product Brochure: Smart Home Automation Devices](#)

Explore the comprehensive SONOFF product brochure, featuring a wide range of smart home automation devices including Wi-Fi and Zigbee switches, plugs, sensors, cameras, and control panels designed for a simpler, smarter life.

lang:en score:21 filesize: 19 M page_count: 53 document date: 2025-09-01




[\[pdf\] Specifications Test Report](#)

Microsoft Word DG1220106 00758E 22B ETSI EN 300 328 WIFI V2 2 dg06131 SONOFF M5 1C2C3C

120 Radio WiFi Test Report sonoff tech 2024 03 |||

ETSI EN 300 328 V2.2.2 2019-07 TEST REPORT For Shenzhen Sonoff Technologies Co.,Ltd. 3F 6F, Bldg A, No. 663, Bulong Rd, Shenzhen, Guangdong, China Test Models: M5-3C-120 Multiple Model: M5-1C-120, M5-2C-120, M5-1C-120W, M5-2C-120W,**M5-3C-120W**, M5-1C-120G, M5-2C-120G, M5-3C-120G Report Type: Ori...


lang:tl score:20 filesize: 1.88 M page_count: 48 document date: 2022-06-21



[pdf] Test Report

Microsoft Word DG1220106 00758E-02 ETSI EN 301 489 1 17 RF Report dg06131 SONOFF M5 1C2C3C 120 EMC Test sonoff tech 2022 12 |||

ETSI EN 301 489-1 V2.2.3 2019-11 ETSI EN 301 489-17 V3.2.4 2020-09 TEST REPORT For Shenzhen Sonoff Technologies Co.,Ltd. 3F 6F, Bldg A, No. 663, Bulong Rd, Shenzhen, Guangdong, China Test Models: M5-1C-120, M5-2C-120, M5-3C-120 Multiple Models: M5-1C-120W, M5-2C-120W, **M5-3C-120W**, M5-1C-120G, M... lang:tl score:20 filesize: 8.76 M page_count: 117 document date: 2022-06-21



[pdf] Test Report

SONOFF M5 1C2C3C 120 EMC Test Report 1 sonoff tech 2022 12 |||

TEST REPORT Applicant: Shenzhen Sonoff Technologies Co.,Ltd. Address: 3F 6F, Bld A, No. 663, Bulong Rd, Shenzhen, GD, China Product Name: SONOFF SwitchMan Smart Wall Switch Model Number: M5-2C-120, M5-3C-120, M5-1C-120, M5-1C-120W, M5- 2C-120W,**M5-3C-120W**, M5-1C-120G, M5-2C120G,M53C-120G Standard s... lang:en score:20 filesize: 10.41 M page_count: 121 document date: 2022-07-08

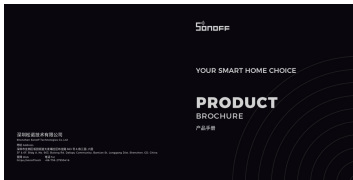
M5-1C/2C/3C-120W(EN)



[SONOFF SwitchMan Smart Wall Switch M5-1C/2C/3C-120W User Manual](#)

Comprehensive user manual for the SONOFF SwitchMan Smart Wall Switch (M5-1C/2C/3C-120W), covering features, specifications, installation, pairing methods (Matter and eWeLink), troubleshooting, and compliance information.

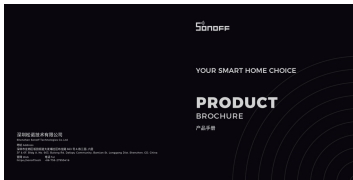
lang:en score:20 filesize: 7.89 M page_count: 16 document date: 2023-10-16



[SONOFF Product Brochure: Smart Home Automation Solutions](#)

This product brochure from SONOFF (Shenzhen Sonoff Technologies Co., Ltd) introduces their comprehensive range of smart home automation devices. Discover smart switches, plugs, lighting solutions, security cameras, gateways, sensors, and home appliances designed to create a simple, smart, and convenient living environment. Learn about SONOFF's commitment to innovation, integration with major AIoT ecosystems, and the eWeLink app.

lang:en score:19 filesize: 10.99 M page_count: 54 document date: 2024-07-16



[SONOFF Product Brochure: Smart Home Automation Solutions](#)

Discover the full range of SONOFF smart home products, including smart switches, plugs, lighting, security cameras, and automation solutions designed for modern living. Learn about SONOFF's commitment to innovation and quality.

lang:en score:19 filesize: 18.6 M page_count: 52 document date: 2024-12-12



[pdf] Test Report

SONOFF M5 1C2C3C 120 Radio Test Report sonoff tech 2024 03 |||

TEST REPORT Applicant: Shenzhen Sonoff Technologies Co.,Ltd. Address: 3F 6F, Bld A, No. 663, Bulong Rd, Shenzhen, GD, China FCC ID: 2APN5M5-120 Product Name: SONOFF SwitchMan Smart Wall Switch Model Number: M5-2C-120,M5-3C-120,M5-1C-120,M5-1C-120W, M5-2C-120W,**M5-3C-120W**, M5-1C-120G, M5-2C120G,M...

lang:en **score:19** filesize: 3.18 M page_count: 89 document date: 2022-07-08



SONOFF - Brožura produktů pro chytrou domácnost

Prozkoumejte rozsáhlý katalog produktů SONOFF pro chytrou domácnost, včetně inteligentních spínačů, zásuvek, osvětlení, senzorů a dalších. Objevte inovativní řešení pro automatizaci vašeho domova od Shenzhen Sonoff Technologies.


lang:it **score:18** filesize: 11.71 M page_count: 54 document date: 2025-01-28



SONOFF Smart Home Products Brochure | Innovative Automation Solutions

Explore the comprehensive SONOFF product brochure showcasing a wide array of smart home devices, including Wi-Fi and Zigbee switches, plugs, lighting, sensors, and cameras. SONOFF offers quality, innovation, and simple automation for a smarter lifestyle.

lang:en **score:18** filesize: 10.96 M page_count: 52 document date: 2025-04-15




[pdf] Test Report

Microsoft Word CR220941946 08A ICES 003 Report dg06118 SONOFF M5 120 ISED EMC Test sonoff tech 2022 12 |||

TEST REPORT Applicant: Shenzhen Sonoff Technologies Co., Ltd. Address: 3F 6F, Bldg A, No. 663, Bu ... Wall Switch Test Model: M5-3C-120 Multiple Models: M5-2C-120, M5-1C-120, M5-1C-120W, M5-2C-120W, **M5-3C-120W**, M5-1C-120G, M5-2C-120G, M5-3C-120G Highest Operating Frequency: 2480 MHz Rated Input V...

lang:en **score:17** filesize: 16.37 M page_count: 120 document date: 2022-10-06



[pdf] Test Report

Microsoft Word SONOFF DG1220106 00759E SF EN 60669 2 1 safety report dg06071 M5 1C2C3C 120 LVD Safety EN60669 Test Report sonoff tech 2022 12 |||

TEST REPORT Report No.: DG1220106-00759E-SF EN 60669-2-1 Switches for household and similar fixed- ... : M5-1C-120,M5-1C-120W,M5-1C-120G,M5-2C-120,M5-2C-120W, M5-2C-120G,M5-3C-120,**M5-3C-120W**,M5-3C-120G. Rating: For model M5-3C-120/M...

lang:en **score:17** filesize: 2.14 M page_count: 91 document date: 2022-06-21



中认信通

CHINA CERTIFICATION ICT CO., LTD.



ACCREDITED

TESTING LABORATORY

CERTIFICATE # 0308 01

TEST REPORT

Applicant: Shenzhen Sonoff Technologies Co., Ltd.

Address: 3F 6F, Bldg A, No. 663, Bixiang Rd, Shenzhen, Guangdong China

IC: 20127MS1C3C120

IVIN: MS1C3C3C

Product Name: SONOFF SwitchMini Smart Wall Switch

Standard(s): RSS-247 Issue 2, February 2017
RSS-Gen, Issue 5, February 2021 Amendment 2
ANSI C63.18-2012
K208 550074 1001 15.247 Meas Guidance v0502

The above equipment has been tested and found compliant with the requirements of the relative standards by China Certification ICT Co., Ltd (Dongguan)

Report Number: CR220941946-08B

Date Of Issue: 2022-09-17

Reviewed By: Sun Zhong



Sun Zhong

Title: Manager

Test Laboratory: China Certification ICT Co., Ltd (Dongguan)

No. 113 Pingliang Road, Dongguan, Guangdong, China

Tel: +86-769-8209 6888

[pdf] Test Report

Microsoft Word CR220941946 08B WIFI BLE Report Part15 247 dg06118 SONOFF Tech M5 120 ISED

WIFIBT Test sonoff tech 2022 12 |||

TEST REPORT Applicant: Shenzhen Sonoff Technologies Co., Ltd. Address: 3F 6F, Bldg A, No. 663, Bu ... rt Wall Switch EUT Model: M5-3C-120 Multiple Models: M5-1C-120, M5-2C-120,M5-1C-120W, M5-2C-120W,**M5-3C-120W**, M5-1C-120G, M5-2C-120G,M5-3C-120G Operation Frequency: 2412-2462 MHz 802.11b/g/n ht20 ...
lang:en score:15 filesize: 3.19 M page_count: 91 document date: 2022-10-06