

WUBEN WUBEN X3-2

WUBEN X3 Mini Rechargeable Flashlight User Manual

Model: WUBEN X3-2 | Brand: WUBEN

INTRODUCTION

The WUBEN X3 Mini Rechargeable Flashlight is a versatile and compact lighting tool designed for various applications, from outdoor adventures to everyday tasks. Featuring a unique mech-style design and robust construction, it offers powerful illumination and convenient functionalities. This manual provides detailed instructions to help you get the most out of your WUBEN X3 flashlight.



Figure 1: WUBEN X3 Mini Rechargeable Flashlight with Charging Base.

WHAT'S IN THE BOX

- White WUBEN X3 Flashlight (Glow-in-the-Dark) x1
- Black Charging Base x1
- 2in1 Type-C charging Lanyard x1
- User Manual x1

PRODUCT OVERVIEW AND KEY FEATURES

The WUBEN X3 is engineered for performance and convenience, incorporating several innovative features:

700 Lumens Miniature Mech Style Flashlight

Embrace innovation with our WUBEN flashlight, featuring a stylish mech design and multiple functions. Crafted from ultra-light and sturdy materials, it offers effortless daily carrying. The 180-degree rotating head allows you to adjust the light's direction for various scenarios, blending practicality with aesthetics in one compact design.





Figure 2: The 180-degree rotating head provides flexible illumination angles.

Convenient Type-C Charging Base & Digital Display

The standard version comes with a charging base. The magnetic base of the small flashlight can accurately absorb the charging base, improving the convenience of charging and reducing energy loss. The high-tech intelligent digital display prompts you to be more aware of the keychain EDC flashlight's remaining power and lumen level.

Multiple Modes & 180° Rotatable Head

700  Lumens

102  Meters

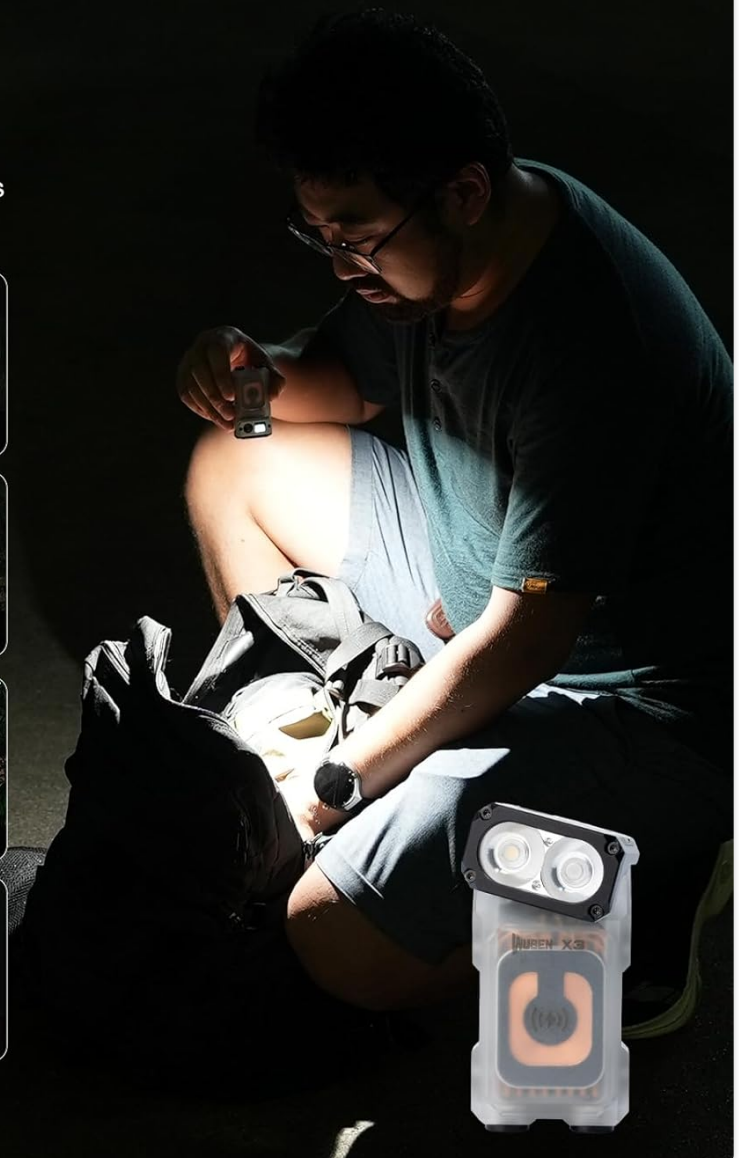


Figure 3: Digital display showing battery and lumen level while on the charging base.



Figure 4: Multiple charging options for the WUBEN X3.

Your browser does not support the video tag.

Video 1: Official WUBEN X3 Flashlight overview by the seller, demonstrating key features and charging.

Hands-Free & Portable

The tail's strong magnetic attraction securely attaches to metal objects like eagle claws, freeing your hands for any task. Additionally, the back clip ensures hassle-free daily carrying; it can also be clipped onto a hat and used as a hat light, making the small keychain flashlight perfect for outdoor activities, maintenance, emergencies, and camping.

**Multiple Charging Ways & Safe
& No Heating & Reduce Loss**



Make sure the charging coil on the front of the flashlight is centered on the wireless charger.

Figure 5: Magnetic base allows for hands-free operation.

Ip65 Waterproof, One Meter DropResistance, Adapt To Various Scenes



Figure 6: The back clip enables attachment to hats or clothing.

Multiple Modes & Memory Function

The keychain flashlight has 10 multi-function modes, including commonly used gear adjustment, SOS, strobe, red light, and blue light modes, etc. The EDC pocket flashlight remembers your preferred mode, eliminating the need to re-adjust brightness each time. Closing the cover activates camping light mode, offering a range of flashlight uses.

MAGNETIC BASE & PORTABLE CLIP REALLY MAKE YOUR HANDS FREE



Figure 7: Overview of WUBEN X3's multiple lighting modes.

THE PERFECT GIFT'S PARCEL LIST

White WUBEN X3 (Glow-in-the-dark) X1
Black Charging Base x 1
2-in-1 Type-C Charging Lanyard x 1
User Manual x 1



Figure 8: Red light for night vision preservation and blue body light for visibility.

SETUP

Initial Charging

Before first use, fully charge your WUBEN X3 flashlight. The standard version includes a black charging base. Simply place the flashlight onto the magnetic base, ensuring the charging coil on the front of the flashlight is centered on the base for optimal connection. The digital display on the flashlight will show the charging progress.

Alternatively, the flashlight is compatible with other wireless chargers. For charging on the go, utilize the 2-in-1 Type-C charging lanyard. Unclip the lanyard to reveal the USB-C connectors and plug one end into the charging base (if charging the base) or directly into a compatible power source, and the other end into your device.

Unlocking the Flashlight

The WUBEN X3 features a lockout mode to prevent accidental activation. To unlock the flashlight, quickly press the main button **four times**. The display will indicate that it is unlocked and ready for use.

OPERATING INSTRUCTIONS

The WUBEN X3 features a single button for all operations, making it intuitive to use.

Power On/Off

- To turn on: Press the main button once. The flashlight will activate in the last used white light mode.
- To turn off: Press the main button once while the flashlight is on.

Brightness Adjustment (White Light)

- While the white light is on, press and hold the main button to cycle through brightness levels: 1 Lumen (Low), 50 Lumens (Med), 150 Lumens (High). Release the button to select the desired brightness.

Turbo Mode

- From any state (on or off), quickly double-click the main button to activate Turbo mode (700 Lumens). The flashlight will automatically step down to 200 lumens after 30 seconds to prevent overheating.

Red Light Mode

- While the flashlight is off, press and hold the main button to activate the Red Light mode.
- While the red light is on, press and hold the button to cycle between 1 Lumen (Low) and 80 Lumens (High) red light.

Strobe and SOS Modes

- From any state (on or off), quickly triple-click the main button to activate Strobe mode (700 Lumens).
- While in Strobe mode, quickly triple-click the main button again to activate SOS mode (150 Lumens).
- Press the main button once to turn off Strobe or SOS mode.

Blue Body Light

- From any state (on or off), quickly press the main button **five times** to toggle the blue body light on or off. Note: The blue body light consumes battery power.

180-Degree Rotating Head

The flashlight head can be manually rotated 180 degrees to direct the beam precisely where needed. This feature is useful for hands-free operation when clipped or magnetically attached.

Camping Light Mode

When the flashlight is placed into its charging base and the top cover is closed, it can function as a diffused camping light, providing ambient illumination.

MAINTENANCE

- **Cleaning:** Use a soft, damp cloth to clean the flashlight body. Avoid harsh chemicals or abrasive materials.
- **Battery Care:** The WUBEN X3 uses a Lithium Ion battery. For optimal battery life, avoid fully discharging the battery frequently. Recharge when the digital display indicates low power.









- **Water Resistance:** The flashlight is IP65 waterproof. While it can withstand splashes and rain, avoid prolonged submersion in water. Ensure the charging port cover is securely closed when not charging.
- **Storage:** Store the flashlight in a cool, dry place when not in use for extended periods.

TROUBLESHOOTING

- **Flashlight not turning on:**
 - Ensure the flashlight is charged. Check the digital display for battery level.
 - Confirm the flashlight is not in lockout mode. Press the main button four times quickly to unlock.
- **Charging issues:**
 - Verify the flashlight is correctly seated on the magnetic charging base, ensuring proper contact.
 - Check the USB-C cable connection to the charging base and power source.
- **Digital display not working:**
 - Ensure the flashlight has sufficient battery power. If the battery is completely drained, the display may not light up immediately.
 - If issues persist, contact WUBEN customer support.

SPECIFICATIONS

X3 Parameters

ANSI FL1 standard	Turbo	High	Med	Low	Strobe	SOS	High	Low
 Output	700~200 lumens	150 lumens	50 lumens	1 lumen	700 lumens	150 lumens	80~30 lumens	1 lumen
 Runtime	30 s+ 1.5 hours	2 hours	6 hours	50 hours	/	/	30 s+ 2 hours	30 hours
 Beam Distance	102 M							
 Beam Intensity	2590 Candelas							
 Impact Resistance	1.0 M							
 Waterproof Level	IP65							
 Weight	Portable lamp: 70g 2.47oz.							
 Dimension	Portable lamp: 70 mm × 35 mm × 21 mm 2.76 in × 1.38 in × 0.83 in							

*This data is obtained by the laboratory of Wuben according to ANSI/NEMA FL1 standard, using the built-in 1000mAh battery of Wuben, and the data may be different due to the different test environment and battery.

Figure 9: Detailed specifications for the WUBEN X3 Flashlight.

Feature	Value
Brand	WUBEN
Model	WUBEN X3-2
White Brightness	700 Lumens (Turbo)
Red Light Brightness	80 Lumens (High)
Power Source	Battery Powered (Lithium Ion)
Water Resistance Level	IP65 Waterproof
Impact Resistance	1.0 M
Product Dimensions	2.75"D x 1.38"W x 0.83"H

Item Weight	0.002 ounces
Material	Aluminum / Metal

WARRANTY & SUPPORT

The WUBEN X3 Mini Rechargeable Flashlight comes with a standard manufacturer's warranty. For detailed warranty information, product support, or troubleshooting assistance not covered in this manual, please refer to the official WUBEN website or contact their customer service directly.

Visit the WUBEN Store: [WUBEN Official Store](#)