

Miracase iPhone 15 Pro

Miracase Magnetic Full-Body Case for iPhone 15 Pro - User Manual

Model: iPhone 15 Pro | Brand: Miracase

INTRODUCTION

This manual provides detailed instructions for the installation, use, and maintenance of your Miracase Magnetic Full-Body Case for iPhone 15 Pro. Designed for comprehensive protection, this case integrates a built-in glass screen protector, camera protector, and MagSafe compatibility to safeguard your device.

PRODUCT OVERVIEW

The Miracase Full-Body Case offers robust protection and enhanced functionality for your iPhone 15 Pro. Key features include:

- **Compatibility:** Specifically designed for iPhone 15 Pro (6.1 inch) only.
- **Military-Grade Protection:** Dual-layer design provides 360-degree full-body protection, tested for military-grade drop resistance (8000 times drop tested).
- **Integrated Screen Protector:** Features a built-in glass screen protector to prevent scratches and cracks, ensuring sensitive touch response without bubbles.
- **Camera Protection:** Includes a precise 9H tempered glass camera protector to safeguard camera lenses while maintaining original image quality.
- **MagSafe Compatibility:** Built-in upgraded 3rd generation magnet ring ensures secure attachment and faster, safer wireless charging with all MagSafe accessories.
- **Crystal Clear Design:** Diamond-hard clear back showcases the phone's original color and resists yellowing over time.



Image: Miracase iPhone 15 Pro Case showing front, back, and camera protectors.

360 ° FULL PROTECTION



Image: Diagram illustrating the 360-degree full protection features of the Miracase case, including the magnetic ring, anti-slip frame, HD back polycarbonate, and shockproof corners.

SETUP AND INSTALLATION

Proper installation is crucial for optimal protection and touch sensitivity. Please follow these steps carefully:

- 1. Prepare Your Phone:** Ensure your iPhone 15 Pro is clean and free of dust or debris. Remove any existing screen protectors or camera lens protectors to prevent interference with the case's built-in features.
- 2. Separate the Case:** Gently separate the front cover from the back cover. This is typically done by prying open a slot at one of the corners, then carefully working around the edges.
- 3. Install Front Cover:** Align your iPhone 15 Pro with the front cover (which includes the built-in screen protector). Ensure all edges and cutouts match perfectly.

4. **Install Back Cover:** Once the front cover is securely in place, align the back cover with your phone and the front cover. Start by inserting the phone into the back cover from the bottom, then snap the remaining edges around until the case is fully sealed.
5. **Apply Camera Protector:** If provided separately, carefully clean the camera lenses and apply the tempered glass camera protector.

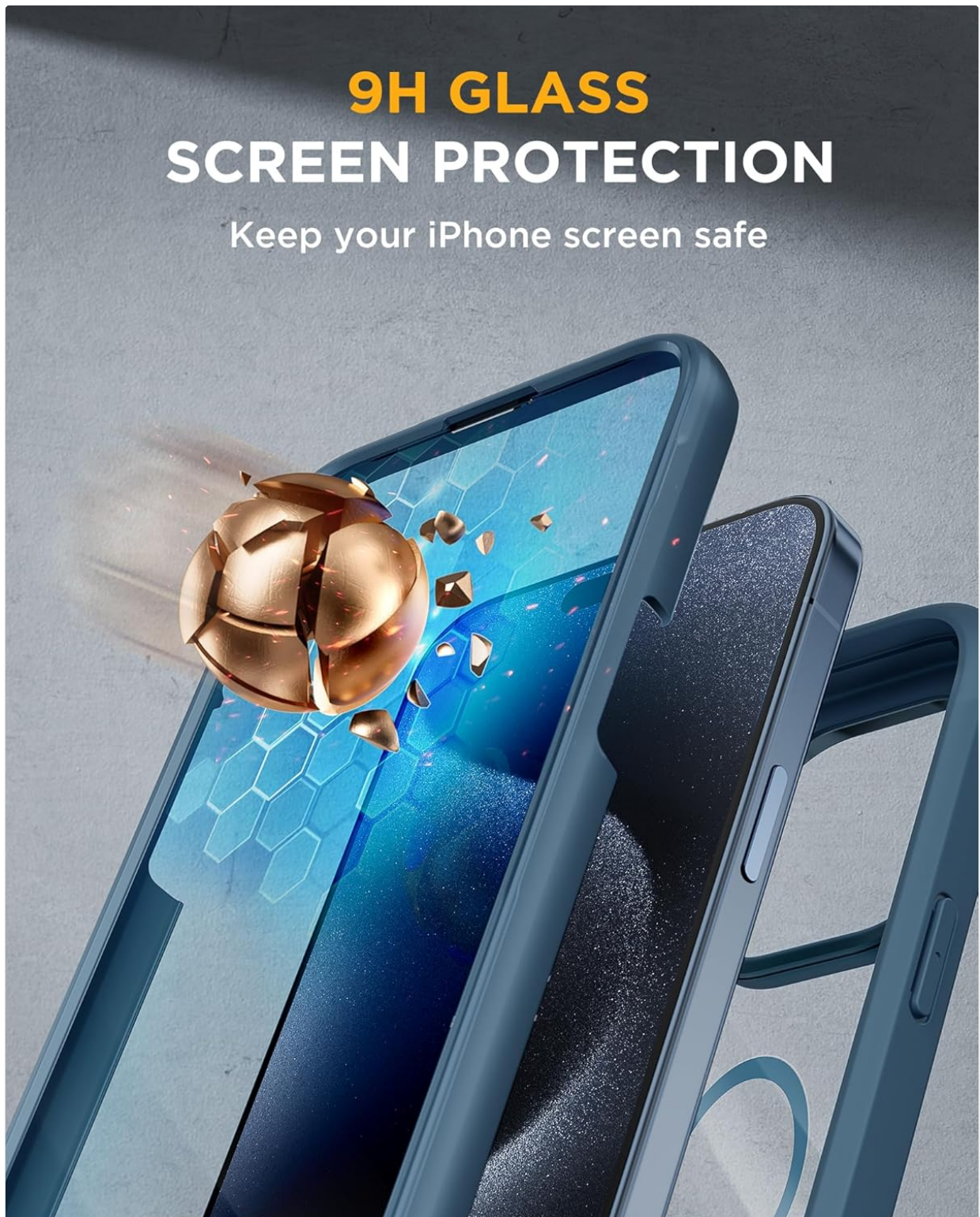


Image: Illustration of the 9H glass screen protection integrated into the case.

Installation Video Guide

For a visual guide on how to install your Miracase case, please watch the official video below:

Your browser does not support the video tag.

Video: Official Miracase installation guide for the iPhone 15 Pro case. This video demonstrates the step-by-step process of cleaning

the phone, separating the case components, and securely installing the full-body case with its built-in screen and camera protectors.

Your browser does not support the video tag.

Video: Installation guide for a similar full-body case, demonstrating the process of applying the case and camera protectors. This video provides additional visual assistance for users.

Your browser does not support the video tag.

Video: Another installation tutorial for a full-body phone case, showing how to prepare the phone and assemble the case components. This video can help clarify any steps in the installation process.

OPERATING INSTRUCTIONS

Once installed, your Miracase case provides seamless functionality:

- **Touch Sensitivity:** The built-in screen protector is designed to maintain the original touch sensitivity of your iPhone 15 Pro.
- **Button Access:** All buttons (power, volume) and ports remain accessible and responsive through the case.
- **MagSafe Compatibility:** The integrated magnetic ring ensures strong and reliable attachment to all MagSafe accessories, including chargers, wallets, and car mounts.

PERFECT FIT FOR ALL **MAGSAFE** ACCESSORIES



MagSafe Wallet



MagSafe Power Bank



MagSafe Car Phone Mount

Image: The Miracase iPhone 15 Pro case demonstrating compatibility with various MagSafe accessories such as a MagSafe wallet, power bank, and car phone mount.

MAINTENANCE

To keep your Miracase case in optimal condition:

- **Cleaning:** Use a soft, damp cloth to wipe down the case. Avoid harsh chemicals or abrasive materials that could damage the clear back or screen protector.
- **Regular Inspection:** Periodically check the case for any signs of wear or damage, especially after significant drops.
- **Dust Removal:** If dust accumulates between the phone and the case, carefully remove the case, clean both the phone and the case thoroughly, and then re-install.

TROUBLESHOOTING

If you encounter any issues with your case, consider the following:

- **Reduced Touch Sensitivity:** Ensure the case is installed correctly and there are no air bubbles or debris between the screen protector and your phone's screen. Remove and re-install the case if necessary.
- **Dust Under Screen Protector:** This can occur if the phone or case was not thoroughly cleaned before installation. Carefully remove the case, clean both surfaces with a microfiber cloth, and re-install.
- **MagSafe Not Attaching Securely:** Verify that no foreign objects are interfering with the magnetic connection on the back of the case or your MagSafe accessory.

SPECIFICATIONS


Product Dimensions	6.69 x 3.54 x 0.39 inches
Item Weight	3.84 ounces
Material	Tempered Glass
Compatible Phone Models	iPhone 15 Pro
Special Features	Built-in Screen Protector, Camera Protector, MagSafe Compatible
Color	Magnetic Blue (Storm Blue)
Manufacturer	Miracase



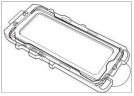



WARRANTY AND SUPPORT

The Miracase iPhone 15 Pro case comes with a **Lifetime Warranty** as indicated by the manufacturer. For any product issues or to request a replacement, please contact Miracase customer support directly.

For further assistance, please refer to the contact information provided with your product packaging or visit the official Miracase website.

Related Documents - iPhone 15 Pro

 The image shows the cover of a manual titled 'WATERPROOF PHONE CASE INSTRUCTION MANUAL'. It features a black and white photo of a smartphone in a clear protective case. At the top left is a small 'EN' language selector. At the top center are icons for water, a wrench and screwdriver, and a lightbulb. At the bottom, it lists other languages: 'EN / FR / IT / ES / DE / JP'.	<p>Waterproof Phone Case Instruction Manual</p> <p>Step-by-step instructions for installing, using, and maintaining a waterproof phone case, including a water test guide and troubleshooting tips.</p>
---	---

 <p>Need Help With Your TORRAS Case? Get 100% Satisfaction Guaranteed!</p> <p>Check Compatibility</p> <p>Before you purchase TORRAS, please check the compatibility of your phone with TORRAS cases. TORRAS cases are designed for specific phone models. Please check the compatibility of your phone with TORRAS cases before purchasing. TORRAS cases are designed for specific phone models. Please check the compatibility of your phone with TORRAS cases before purchasing.</p> <p>Contact Us</p> <p>For more information, please contact our customer support team. We are here to help you with any questions or concerns. Please contact our customer support team at support@torraslife.com or 1-800-123-4567.</p> <p>Check Compatibility</p> <p>Before you purchase TORRAS, please check the compatibility of your phone with TORRAS cases. TORRAS cases are designed for specific phone models. Please check the compatibility of your phone with TORRAS cases before purchasing. TORRAS cases are designed for specific phone models. Please check the compatibility of your phone with TORRAS cases before purchasing.</p>	<p>TORRAS iPhone 15 Pro Max Case: User Guide & Support</p> <p>Official guide for TORRAS iPhone 15 Pro Max cases, covering customer support, compatibility (6.7-inch iPhone 15 Pro Max, 2023), MagSafe, and detailed usage instructions for the camera kickstand.</p>
 <p>User Guide</p>  <p>Ultimate 2-in-1 Protection Kit for iPhone 17 Screen Protector and Clear Case (For iPhone 17, iPhone 17 Air, iPhone 17 Pro, iPhone 17 Pro Max)</p>	<p>Kogan Ultimate 2-in-1 Protection Kit for iPhone 17 User Guide</p> <p>User guide for the Kogan Ultimate 2-in-1 Protection Kit for iPhone 17, featuring screen protector and clear case installation instructions for iPhone 17, 17 Air, 17 Pro, and 17 Pro Max.</p>
	<p>Hama Magnetic+Glass+Display Glass Cover - Operating Instructions</p> <p>Detailed operating instructions and safety information for the Hama Magnetic+Glass+Display Glass Cover, covering installation, usage, and warranty.</p>
 <p>Need Help With Your TORRAS Case? Get 100% Satisfaction Guaranteed!</p> <p>Check Compatibility</p> <p>Before you purchase TORRAS, please check the compatibility of your phone with TORRAS cases. TORRAS cases are designed for specific phone models. Please check the compatibility of your phone with TORRAS cases before purchasing. TORRAS cases are designed for specific phone models. Please check the compatibility of your phone with TORRAS cases before purchasing.</p> <p>Contact Us</p> <p>For more information, please contact our customer support team. We are here to help you with any questions or concerns. Please contact our customer support team at support@torraslife.com or 1-800-123-4567.</p> <p>Check Compatibility</p> <p>Before you purchase TORRAS, please check the compatibility of your phone with TORRAS cases. TORRAS cases are designed for specific phone models. Please check the compatibility of your phone with TORRAS cases before purchasing. TORRAS cases are designed for specific phone models. Please check the compatibility of your phone with TORRAS cases before purchasing.</p>	<p>TORRAS iPhone 13/14 Case Compatibility and Support</p> <p>Information on ensuring your TORRAS phone case is compatible with your iPhone 13 or iPhone 14 (6.1-inch screen) and how to contact TORRAS customer support.</p>
	<p>KHROS iPhone 16 Pro/Pro Max Accessories: User Guide & Installation</p> <p>Explore the KHROS accessory ecosystem for iPhone 16 Pro and Pro Max. This comprehensive user guide covers KHROS cases, magnetic backplates, screen protectors, cooling systems (V2), and PD handles. Includes detailed installation steps, critical safety warnings, and product specifications. Find the latest information at www.tilta.com.</p>