

## HOVERAir X1

# HOVERAir X1 Drone Instruction Manual

Model: X1

### INTRODUCTION TO THE HOVERAir X1

The HOVERAir X1 is an innovative self-flying camera designed for effortless content creation. Weighing only 125g, this foldable mini-drone offers intelligent flight paths, HDR video capture, and hands-free control, making it an ideal companion for capturing life's moments. Its advanced tracking algorithms and triple stabilization system ensure smooth, high-quality footage, while its user-friendly design allows for palm takeoff and intuitive operation.

### WHAT'S IN THE BOX

Upon unboxing your HOVERAir X1, please ensure all components are present:

- HOVERAir X1 Self-Flying Camera (with battery) X1
- Battery X1
- Battery Charging Hub X1
- USB Cable X1
- Storage Bag X1

# Explore More with Smart APP

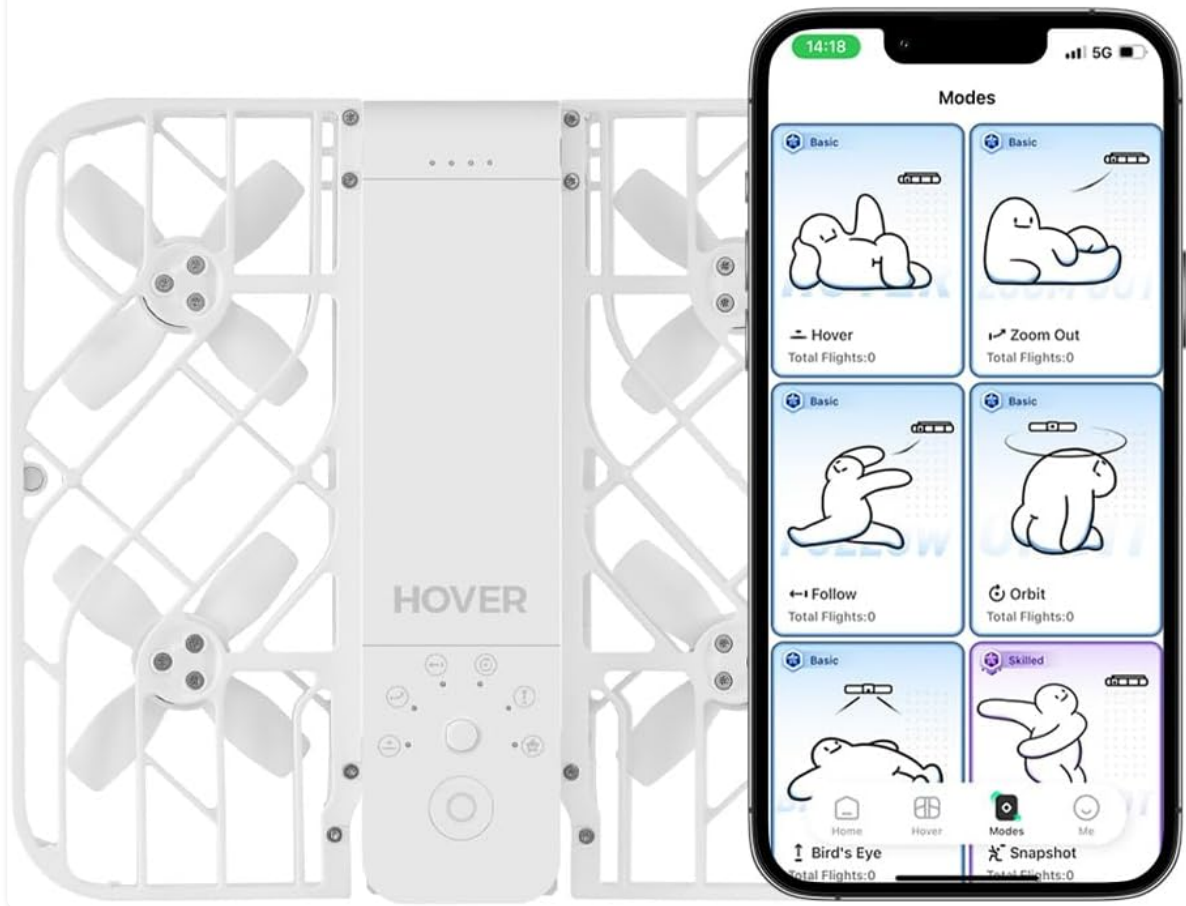


Figure 1: All components included in the HOVERAir X1 package.

## SETUP GUIDE

1. **Charge Batteries:** Fully charge the HOVERAir X1 batteries using the provided USB cable and charging hub. Ensure the drone's battery is fully charged before first use.
2. **Unfold the Drone:** Gently unfold the HOVERAir X1's protective frame until it locks into its flight position.
3. **Download the App:** Download the Hover X1 App from your device's app store. The app is compatible with iOS 12.1 or later and Android 10.0 or later.
4. **Connect to App:** Follow the in-app instructions to connect your HOVERAir X1 to your smartphone via Wi-Fi. This enables live monitoring, manual control, and access to advanced features.
5. **Palm Takeoff:** The HOVERAir X1 is designed for easy palm takeoff. With one click, it can launch directly from your hand. Ensure a minimum height of 0.5 meters above the ground for proper takeoff and flight.



Figure 2: The HOVERAir X1 in its unfolded, flight-ready configuration.

# Multiple Gesture Controls



**Gesture for Landing**  
Cross your hands above your head.



**Gesture for Birds' Eye**  
Raise both your hands.



**Gesture for Zoom out**  
Wave both your hands twice.



**Gesture for Orbit-R**  
Wave your hand twice.



**Gesture for Orbit-L**  
Wave your hand twice.

Figure 3: Initiating palm takeoff with the HOVERAir X1.

## OPERATING MODES

The HOVERAir X1 features several intelligent flight paths for hands-free operation:

- **Hover:** The drone maintains a stable position in the air.
- **Follow:** The drone tracks your movement, keeping you in the center of the frame.
- **Zoom Out:** The drone flies backward and upward, revealing the surrounding landscape.
- **Orbit:** The drone circles around you, capturing a dynamic 360-degree view.
- **Bird's Eye:** The drone ascends to capture an overhead shot.
- **Manual Control:** Take full control of the drone's flight path via the Hover X1 App.



# 9+ Intelligent Flight Modes



Figure 4: Visual representation of HOVERAir X1's intelligent flight modes.

## Gesture Controls

The HOVERAir X1 also supports multiple gesture controls for convenient operation:

- **Gesture for Landing:** Cross your hands above your head.
- **Gesture for Bird's Eye:** Raise both your hands.
- **Gesture for Zoom Out:** Wave both your hands twice.
- **Gesture for Orbit-R:** Wave your hand twice (right).
- **Gesture for Orbit-L:** Wave your hand twice (left).

# Beginner Friendly




Figure 5: Hand gestures for controlling HOVERAir X1 flight modes.

## IMAGE & VIDEO CAPTURE

The HOVERAir X1 camera drone is equipped to capture stunning visuals:

- Supports a maximum of 2.7K@30fps and 1080P HDR video shooting.
- Features a triple stabilization system for smooth video effects and excellent fast motion capturing capability.
- Utilizes Face AE Technology for natural-looking photos.

# Perfectly Safe



**Lightweight and Hyper  
-Elasticaerospace-Grade Material**

Figure 6: Enhanced image quality with Face AE Technology.



# Face AE Technology

## Making Photos Look More Natural




Figure 7: Smooth video capture with Triple Stabilization.

### APP FEATURES


The Hover X1 App enhances your drone experience:

- **Live Monitoring:** Get real-time previews of the drone's camera feed.
- **Manual Control:** Optimize flight paths and capture shots directly through the app.
- **Internal Storage:** Boasts 32GB of internal storage, eliminating the need for SD cards.
- **Easy Download & Sharing:** Download photos and videos via the app or by connecting the drone to your computer, then easily share to social media.





## What's in the Box



HOVERAir X1  
Self-Flying Camera (with battery)\*1



Battery Charging  
Hub \*1



Battery \*1



USB Cable \*1



Storage Bag \*1



User Manual\*1

Figure 8: The Hover X1 App interface for mode selection and control.

## SAFETY GUIDELINES

The HOVERAir X1 is designed with user safety in mind:

- Weighs only 125g, making it lighter than many smartphones and exempt from FAA registration requirements.
- Features a foldable design and enclosed propellers for enhanced safety and portability.
- Constructed with lightweight and hyper-elastic aerospace-grade material for durability and safety upon impact.



Figure 9: The durable and safe design of the HOVERAir X1.

## MAINTENANCE

To ensure the longevity and optimal performance of your HOVERAir X1, regular maintenance is recommended:

- Keep the drone clean, especially the propellers and camera lens, using a soft, dry cloth.
- Inspect propellers for any damage or wear before each flight. Replace if necessary.
- Store the drone in its provided storage bag in a cool, dry place when not in use.

## TROUBLESHOOTING

If you encounter issues with your HOVERAir X1, consider the following:

- **Takeoff Issues:** Ensure the drone's battery is fully charged. Maintain a minimum height of 0.5 meters above the ground for proper takeoff. If issues persist, contact customer support.

- **Connectivity Problems:** Verify your device's Wi-Fi is enabled and connected to the HOVERAir X1's network. Restart both the drone and the app if necessary.

## SPECIFICATIONS

| Feature                  | Detail                    |
|--------------------------|---------------------------|
| Brand                    | HOVERAir                  |
| Model Name               | Combo (with 2 batteries)  |
| Item Weight              | 125 Grams (4.4 ounces)    |
| Product Dimensions       | 10.63"L x 6.69"W x 1.97"H |
| Video Capture Resolution | 2.7K                      |
| Video Output Resolution  | 1920x1080 Pixels          |
| Connectivity Technology  | Wi-Fi                     |
| Control Type             | App Control               |
| Battery Capacity         | 2100 Milliamp Hours       |
| Internal Storage         | 32GB                      |

## WARRANTY & SUPPORT

The HOVERAir X1 comes with a 1-year warranty against manufacturing defects. For detailed information, please refer to the official user guide.

- **Official User Guide:** [Download PDF](#)
- **Seller Support:** For any product-related inquiries or support, please contact [Hover Camera Direct](#).