

[Manuals.plus](#) /

> [Maozhren](#) /

> Maozhren Replacement TV Stand Legs for LG 50UP/55UP Series TVs (MAM643660)

Maozhren MAM643660 MEZ64114730

Maozhren Replacement TV Stand Legs

FOR LG 50UP/55UP SERIES TVs (MODEL: MAM643660 MEZ64114730)

1. Introduction

This manual provides instructions for the proper installation and use of your Maozhren Replacement TV Stand Legs. These legs are designed to provide stable support for compatible LG 50UP and 55UP series televisions. Please read this manual thoroughly before installation to ensure correct setup and safe operation.

TV Stand for LG TV

50UP/55UP

Compatible Models:

 **Only for the models we list. NOT for other LG TV models.**

50 inch	50UP7700 50UP77006LB 50UP8000 50UP80006LA
55 inch	55UP8000 55UP80006LA 55UP7500 55UP75006LF 55UP7700 55UP77006LB

Image 1: Maozhren Replacement TV Stand Legs for LG 50UP/55UP Series TVs.

2. Package Contents

Verify that all components are present and undamaged before proceeding with installation. If any parts are missing or damaged, please contact customer support.

- 2 x TV Stand Legs (Left and Right)
- 1 x Screw Set (various sizes for compatibility)
- 1 x Instruction Manual




Image 2: The product packaging showing the TV stand legs and screw set.

3. Compatible Models

These replacement TV stand legs are specifically designed for the following LG 50UP and 55UP series TV models. Please ensure your TV model is listed below for proper fit and stability.

TV Size	Compatible Models
50 inch	50UP7700, 50UP77006LB, 50UP8000, 50UP80006LA
55 inch	55UP7500, 55UP75006LF, 55UP7700, 55UP77006LB, 55UP8000, 55UP80006LA



Image 3: Visual guide to compatible LG TV models for the stand legs.

Important: These legs are only for the models listed. They are not compatible with other LG TV models. Please check your TV's bottom mounting points for compatibility before installation.



Image 4: Comparison of compatible and incompatible TV bottom mounting points.

4. Safety Information

- Always place the TV on a stable, level surface.
- Ensure the TV is unplugged from the power outlet before installation.
- Handle the TV with care to prevent damage or injury. It is recommended to have two people for larger TVs.
- Do not exceed the maximum weight capacity of 80 lbs (approximately 36 kg).
- Keep small parts, such as screws, out of reach of children.

5. Installation Instructions

The installation process is designed to be straightforward and drill-free.

1. **Prepare the TV:** Carefully place your TV face down on a soft, clean, and stable surface (e.g., a blanket on a table) to prevent screen damage.
2. **Attach the Legs:** Align each stand leg with the corresponding mounting holes on the bottom of your TV. Ensure the legs are oriented correctly (usually indicated by L/R markings or by the shape fitting the TV's contour).
3. **Secure the Legs:** Use the appropriate screws from the provided screw set to firmly attach the legs to the TV. Tighten the screws securely with a screwdriver, but do not overtighten.
4. **Position the TV:** With assistance, carefully lift the TV and place it upright on your desired flat and stable surface.

Only Need 2-Steps to Install



Step 1: Place your TV face down on the table. **Step 2:** Choose the right screws tighten TV legs.

Image 5: Visual guide illustrating the two-step installation process: placing the TV face down and screwing in the legs.

Installation Video Guide

Your browser does not support the video tag. Please download the video to view it: [Download Video](#)

Video 1: A detailed video guide demonstrating the installation of the TV stand legs, including unboxing and attachment to the TV.

6. Usage and Placement

Once installed, the TV stand legs allow for tabletop placement of your television. Ensure the surface is flat, stable, and large enough to accommodate the TV's footprint. The legs are designed for various surfaces including wooden, glass, marble, and metal.

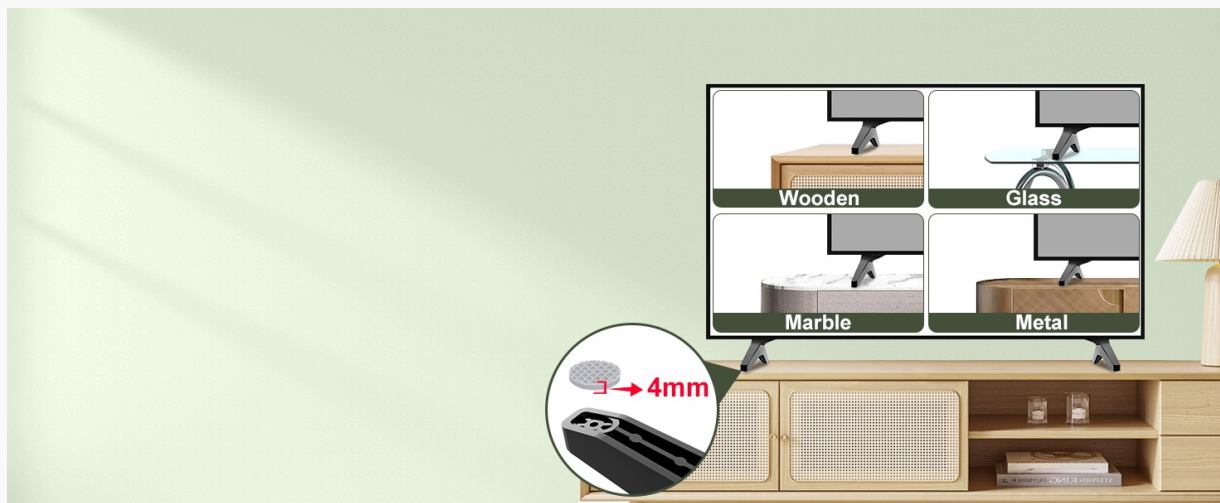


Image 6: The TV stand legs are suitable for placement on various surfaces such as wood, glass, marble, and metal.

7. Maintenance

These TV stand legs are made from high-quality Acrylonitrile Butadiene Styrene (ABS) material, designed for durability and resistance to rust and damage.

- To clean, wipe with a soft, dry cloth. Avoid abrasive cleaners.
- Periodically check the screws to ensure they remain tight and secure.



Image 7: Illustration of the stand legs' high-quality material and ability to support up to 80 lbs.




Image 8: The screw set provided for securing the TV stand legs.

8. Troubleshooting

- **TV is wobbly:** Ensure all screws are tightened securely. Verify that the TV is placed on a completely flat and stable surface. Recheck compatibility with your specific TV model.
- **Legs do not fit:** Double-check your TV model against the compatible models list in Section 3. Ensure the legs are oriented correctly (left leg on left side, right leg on right side).
- **Missing parts:** If any parts are missing from the package, please contact Maozhren customer support for assistance.

9. Specifications

- **Brand:** Maozhren
- **Model Number:** MAM643660 MEZ64114730
- **Compatible TV Sizes:** 50-55 inches
- **Material:** Acrylonitrile Butadiene Styrene (ABS)
- **Color:** Black
- **Mounting Type:** Tabletop Mount
- **Movement Type:** Fixed
- **Weight Capacity:** Up to 80 lbs (approximately 36 kg)
- **Item Weight:** Approximately 7 ounces (0.2 kg)
- **Package Dimensions:** Approximately 9.49 x 3.7 x 2.68 inches (24.1 x 9.4 x 6.8 cm)

10. Warranty and Support

For warranty information or technical support, please refer to the contact details provided with your purchase or visit the official Maozhren Store on Amazon. The product typically includes a 30-day return/replacement policy.

Maozhren Store: [Visit the Maozhren Store](#)