

Coverado SCSF07Q

Coverado Tacoma Seat Covers Installation and Care Manual

Model: SCSF07Q | For 2005-2015 Toyota Tacoma Double/Crew Cab

INTRODUCTION

This manual provides detailed instructions for the installation, operation, maintenance, and troubleshooting of your Coverado Tacoma Seat Covers. These seat covers are custom-designed for the 2nd Generation (2005-2015) Toyota Tacoma Double Cab and Crew Cab models, ensuring a precise and secure fit. Please read these instructions carefully before installation to ensure proper fitment and longevity of your product.

SETUP AND INSTALLATION

The Coverado Tacoma Seat Covers are designed for straightforward installation. For optimal results, it is recommended to follow the provided instructions thoroughly. The package includes flexible straps, plastic chucks, and hooks to securely fasten the covers to your seats, preventing movement during use.

Installation Steps:

- 1. Prepare the Seats:** Ensure your vehicle's seats are clean and free from debris. For a tighter fit, some users find it beneficial to remove the seats from the vehicle. This typically involves unbolting four 14mm bolts per seat and disconnecting one gray electrical connection.
- 2. Position the Backrest Cover:** Carefully slide the backrest cover over the seat back. Ensure it aligns with the contours of the seat.
- 3. Secure the Backrest Cover:** Use the provided straps and hooks to secure the backrest cover underneath the seat. Ensure all edges are tucked in for a smooth appearance.
- 4. Position the Seat Base Cover:** Place the seat base cover onto the seat cushion.
- 5. Secure the Seat Base Cover:** Utilize the plastic chucks by pushing them through the gap between the seat back and seat base, then pulling them through to the rear and securing them. Connect any remaining straps and hooks to ensure the cover is taut and does not slide.
- 6. Install Headrest Covers:** Slide the headrest covers over the headrests. Adjust for a snug fit.
- 7. Final Adjustments:** Smooth out any wrinkles and ensure all straps and hooks are securely fastened.

For a visual guide, please refer to the official installation manual PDF:[Download Installation Manual \(PDF\)](#)



Image: Black seat covers installed in a vehicle's front interior, showcasing the custom fit and aesthetic.




Image: A side-by-side comparison showing the original car seat (left) and the same seat with the Coverado seat cover installed (right).



Image: Front seat before and after the installation of the Coverado seat cover.



Image: Rear seat before and after the installation of the Coverado seat cover.

OPERATING AND USAGE

These seat covers are designed to protect your original vehicle upholstery from dirt, dust, pet hair, and UV rays while enhancing the interior aesthetic. They are constructed from high-quality faux leather, offering durability, wear-resistance, and waterproof properties. The material is lined with sponge for high resilience and comfort, maintaining its shape over time.

- **Protection:** Provides comprehensive protection for your vehicle's seats.
- **Storage:** Each front seat cover includes a small storage pocket on the back for small items like magazines or books.
- **Safety:** The seat covers are compatible with side airbags and seat belts, ensuring the safety features of your vehicle remain fully functional.
- **Non-Slip Design:** The bottom of the seat covers features a non-slip material to prevent shifting during entry and exit from the vehicle.



Image: Interior view showing the front seats with the black Coverado seat covers, highlighting the integrated design.



Image: Detail of the seat cover's back, illustrating its 360-degree coverage, integrated storage pockets, and quality stitching.



Image: Features of the seat cover material, including non-slip bottom, wear resistance, soft texture, and breathability.



Comfortable and Breathable



Airbag Compatible



Edge Well Wrapped



Image: Side profile of the seat cover, emphasizing comfort, breathability, airbag compatibility, and well-wrapped edges.

Customers Say

Good value for money.

Wear resistant, durable, high quality

Seat comfort, the material is soft and the padding is good

Perfect fit to the vehicle, fitting like gloves

Stylish look. Look gorgeous, beautifully designed

Safe. Airbag compatible, seatbelt socket reserved, anti-slip cloth, safe and non-shifting.

Easy to install. It can be used in winter and summer, all-season.

No worries after sale. Problems are solved very quickly

Image: Detail illustrating the seat cover's design for airbag compatibility and proper seat belt access.

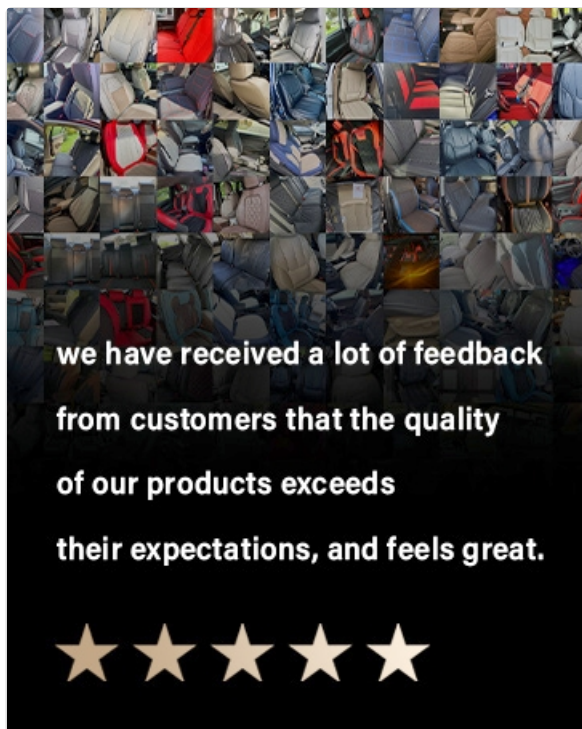


Image: Close-up of the convenient back organizer pocket integrated into the seat cover.



Image: Detail showing how the seat cover accommodates the seat belt buckle socket for full functionality.

MAINTENANCE

Maintaining your Coverado seat covers is simple due to their durable and waterproof faux leather material. Regular cleaning will help preserve their appearance and extend their lifespan.

- **Cleaning:** The seat covers can be easily cleaned by wiping them with a damp towel. For tougher stains, a mild automotive interior cleaner can be used, followed by wiping with a clean, damp cloth.
- **Avoid Harsh Chemicals:** Do not use abrasive cleaners, solvents, or harsh chemicals, as these may damage the material.

- **Drying:** Allow the covers to air dry completely after cleaning.



Custom fit for 2005-2015 Toyota Tacoma

Image: Diagram illustrating the multi-layer construction of the seat cover material, highlighting its waterproof, breathable, scratch-resistant, and easy-to-clean properties.

TROUBLESHOOTING

Should you encounter any issues with your Coverado Tacoma Seat Covers, please refer to the following common concerns and solutions:

- **Covers Sliding:** The seat covers are designed with a non-slip bottom. Ensure all straps, hooks, and plastic chucks are securely fastened and tightened beneath the seat. Re-adjusting these fasteners can often resolve any sliding issues.
- **Fit Issues:** Verify that the seat covers are correctly aligned with your vehicle's seat contours. A tight fit is intended for a professional appearance. If the fit seems incorrect, double-check the model compatibility for your specific Toyota Tacoma year and cab type.
- **Faulty Product:** If you receive a product with manufacturing defects or damage, please contact Coverado customer support for assistance. We offer no-cost refunds or replacements for faulty products.

SPECIFICATIONS

Feature	Detail
Brand	Coverado
Model Number	SCSF07Q
Fit Type	Custom Fit, Vehicle Specific Fit
Compatibility	2005-2015 Toyota Tacoma Double/Crew Cab (Front Seats)
Color	Black
Material	High-Quality Faux Leather with Sponge Lining
Special Features	Delicate Stitching, Full Coverage Design, Non-slip, Waterproof, Airbag Compatible, Seat Belt Accessible

Item Weight	9.63 pounds
Product Dimensions	26.38 x 23.23 x 3.94 inches
UPC	768904994510




WARRANTY AND SUPPORT




Coverado is committed to providing quality products and professional service. While a specific warranty period is not detailed, we encourage customers to contact us immediately if any problems arise with their seat covers.

- **Customer Service:** For any inquiries, issues, or support needs, please contact Coverado customer service.
- **Faulty Products:** In the event of a faulty product, Coverado offers no-cost refunds or replacements.

© 2023 Coverado. All rights reserved.

Related Documents - SCSF07Q

 <p>Coverado Seat Cover Installation Toyota Tundra Customized Seat Covers</p> <p><small>Products: Coverado Truck Seat Covers Website: www.coverado.com Contact: coverado@csf07q.com</small></p>	<p>Coverado Seat Cover Installation Guide for Toyota Tundra</p> <p>Comprehensive installation instructions for Coverado seat covers designed for Toyota Tundra vehicles. Covers package contents, pre-installation steps, and detailed guides for front and rear seat installations.</p>
 <p>Coverado Seat Cover Installation</p> <p><small>Products: Toyota Seat Covers Website: www.coverado.com Contact: coverado@csf07q.com (You can contact us first with any questions)</small></p>	<p>Coverado Tundra Seat Cover Installation Guide</p> <p>A comprehensive guide for installing Coverado seat covers on Toyota Tundra vehicles, detailing the process for both front and rear seats.</p>
 <p>Coverado Seat Cover Installation</p> <p><small>Products: Coverado Canvas F150/F250 Truck Seat Covers</small></p>	<p>Coverado Seat Cover Installation Guide for Ford F150/F250</p> <p>Step-by-step installation instructions for Coverado Canvas seat covers for Ford F150 and F250 pickup trucks, featuring waterproof material and a secure fit.</p>

 <p>Coverado Seat Cover Installation</p> <p><small>Products: Coverado Oxford Seat Covers</small></p>	<p>Coverado Oxford Canvas Front Seat Cover Installation Guide</p> <p>Detailed installation guide for Coverado Oxford Canvas front car seat covers. Learn how to easily fit and secure your universal seat protectors for cars, trucks, and SUVs.</p>
 <p>Coverado Seat Cover Installation</p> <p><small>Products: Coverado Universal Seat Covers Website: www.coverado.com Contact: coverado@coverado.com</small></p>	<p>Coverado Seat Cover Installation Guide</p> <p>A comprehensive guide for installing Coverado Universal Seat Covers on both front and rear car seats. Includes preparation steps and detailed installation instructions.</p>
 <p>Coverado Seat Cover Installation —Side-exposed Series</p> <p><small>Products: Coverado Universal Seat Covers Website: www.coverado.com Contact: coverado@coverado.com</small></p>	<p>Coverado Universal Seat Covers Installation Guide</p> <p>Comprehensive installation guide for Coverado Universal Seat Covers, detailing the process for front and rear seats with clear, step-by-step instructions and visual descriptions. Learn how to properly fit and secure your new car seat covers.</p>