

ShiftCam ShiftCam

ShiftCam Camera Case with Built-in LensUltra Mount User Manual

Model: ShiftCam (iPhone 14 Plus)

1. INTRODUCTION


Thank you for choosing the ShiftCam Camera Case with Built-in LensUltra Mount for your Apple iPhone 14 Plus. This case is designed to seamlessly integrate with ShiftCam LensUltra lenses, transforming your iPhone into a versatile photography tool. Crafted from premium vegan leather with a durable aluminum lens mount, it offers both protection and enhanced photographic capabilities. This manual will guide you through the features, setup, and proper use of your new camera case.

2. PRODUCT OVERVIEW

The ShiftCam Camera Case is engineered to provide a robust and convenient platform for mobile photography. Its key features include:


- **Instant Lens Alignment:** Designed for perfect alignment with all ShiftCam LensUltra and LensUltra Kits, ensuring you never miss a shot.
- **Model-Specific Fit:** Optimized specifically for the iPhone 14 Plus, providing a snug and secure fit.
- **Durable Aluminum Lens Mount:** Features an advanced aluminum mount for secure and precise lens attachment, built to withstand various photography adventures.
- **Premium Vegan Leather:** Constructed from high-quality, hand-crafted vegan leather that is scratch-, stain-, and water-resistant.
- **MagSafe Compatible:** Integrated MagSafe magnets ensure a strong and stable connection for easy and convenient charging.
- **Slim Design:** With a thickness of only 11mm, the case maintains a sleek profile while offering robust functionality.
- **2m Drop Protection:** Utilizes aerospace-grade aluminum for added protection against drops.







The ShiftCam Camera Case in charcoal, designed for iPhone 14 Plus.



LensUltra not included

The case with a LensUltra lens attached, demonstrating the slim profile.

iPhone Case **Vegan Leather**

Our premium vegan leather material is scratch-, stain-, and water-resistant, built to withstand any weather.



Close-up of the premium vegan leather material.

iPhone Case

MagSafe Compatible



Providing a strong and stable connection between your iPhone and the case. This allows for easy and convenient charging on-the-go.

Multiple cases demonstrating MagSafe compatibility.

iPhone Case **Built-In Aluminium Mount**

Use a wide range of lens and mobile accessories with our innovative built-in mount to help you capture stunning photos from your phone.



The built-in aluminium mount for LensUltra lenses.



Interior of the case with MagSafe ring and protective lining.

3. SETUP

Setting up your ShiftCam Camera Case is a straightforward process:

1. **Installing the Case:** Gently align your iPhone 14 Plus with the case, ensuring the camera module and buttons are correctly positioned. Press the phone firmly into the case until it is securely seated.
2. **Attaching LensUltra Lenses:** To attach a ShiftCam LensUltra lens, align the lens with the built-in aluminum mount on the case. Twist the lens clockwise until it clicks securely into place. The precision design ensures perfect alignment without obstruction.
3. **Removing LensUltra Lenses:** To remove a lens, twist it counter-clockwise until it detaches from the mount.

Transform Your Shots With

Award Winning Products



reddot winner 2018



reddot winner 2021



reddot winner 2023



A'DESIGN AWARD
WINNER 2021
BRONZE

iPhone 14 Plus with case and LensUltra attached.

4. OPERATING INSTRUCTIONS

Once the ShiftCam Camera Case is installed and your LensUltra lens is attached, you are ready to enhance your mobile photography:

- **Photography:** Open your iPhone's camera application. The attached LensUltra lens will automatically modify the field of view or optical properties as designed (e.g., wide-angle, telephoto, macro). Experiment with different lenses to achieve desired photographic effects.
- **MagSafe Charging:** The integrated MagSafe compatibility allows for convenient wireless charging. Simply place your iPhone with the case onto a MagSafe charger.
- **Accessory Compatibility:** The case is designed to work with other ShiftCam accessories that utilize the LensUltra mount system, such as grips or tripods.

5. MAINTENANCE

To ensure the longevity and optimal performance of your ShiftCam Camera Case:

- **Cleaning:** Wipe the case regularly with a soft, damp cloth. For stubborn stains on the vegan leather, use a mild soap solution and wipe gently. Avoid harsh chemicals or abrasive materials.
- **Lens Mount Care:** Keep the aluminum lens mount free from dust and debris. Use a soft brush or compressed air to clean the threads if necessary.
- **Storage:** When not in use, store the case and lenses in a clean, dry place away from extreme temperatures and direct sunlight.

6. TROUBLESHOOTING

If you encounter any issues with your ShiftCam Camera Case, consider the following:

- **Lens Not Attaching Securely:** Ensure the lens mount on the case and the lens itself are clean and free of obstructions. Twist firmly until you feel a click.
- **Case Not Fitting iPhone:** Verify that you have the correct case model for your iPhone 14 Plus. Ensure no foreign objects are inside the case preventing a proper fit.
- **Image Quality Issues with Lens:** Ensure the LensUltra lens is clean and free of smudges or dust. Check that the lens is securely attached and properly aligned.

7. SPECIFICATIONS

Feature	Detail
Product Dimensions	6.54 x 3.27 x 0.51 inches
Item Weight	3.52 ounces
ASIN	B0CDMB19SG
Item Model Number	ShiftCam
Special Features	Heavy Duty Protection
Other Display Features	Wireless
Form Factor	Basic Case
Color	Charcoal
What's in the Box	Camera Case
Manufacturer	ShiftCam
Date First Available	August 3, 2023
Brand	ShiftCam
Compatible Phone Models	iPhone 14 Plus

Feature	Detail
Compatible Devices	iPhone 14 Plus
Material	Faux Leather


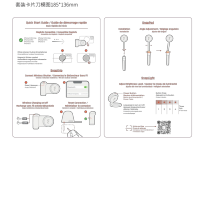




8. WARRANTY AND SUPPORT

For warranty information and customer support, please refer to the official ShiftCam website or contact their customer service directly. Keep your proof of purchase for any warranty claims.

For further assistance, visit the [ShiftCam Store on Amazon](#).

© 2023 ShiftCam. All rights reserved.

Related Documents - ShiftCam

	<p>SnapGrip Pro S-AA03: Quick Start Guide & User Manual Shiftcam</p> <p>Get started with your Shiftcam SnapGrip Pro (S-AA03). This guide covers unboxing, charging, connecting via Bluetooth, and using the wireless shutter and charging features.</p>
	<p>ShiftCam SnapGrip Creator Kit Quick Start Guide</p> <p>A concise guide to setting up and using the ShiftCam SnapGrip Creator Kit, covering MagSafe compatibility, SnapGrip wireless shutter, SnapPod installation and angle adjustment, and SnapLight brightness control.</p>
	<p>ShiftCam SnapPod Quick Start Guide</p> <p>A concise guide for setting up and using the ShiftCam SnapPod, detailing installation and angle adjustment for various smartphones.</p>
	<p>ShiftCam SnapGrip Quick Starter Guide</p> <p>A quick starter guide for the ShiftCam SnapGrip, detailing how to attach the device, connect the wireless shutter, and manage wireless charging.</p>
	<p>ShiftCam ProGrip Getting Started Guide</p> <p>A comprehensive guide to setting up and using the ShiftCam ProGrip, including features like charging, Bluetooth connectivity, and accessory mounting.</p>
	<p>ShiftCam SnapPocket Light Quick Start Guide</p> <p>A quick start guide for the ShiftCam SnapPocket Light, detailing how to attach it to various phone models and adjust brightness levels.</p>

