

## EasySMX T37

# EasySMX T37 Wireless Switch Controller Instruction Manual

Brand: EasySMX | Model: T37

## 1. INTRODUCTION

The EasySMX T37 Wireless Controller is designed to enhance your gaming experience across multiple platforms. It is fully compatible with Nintendo Switch, Switch Lite, and Switch OLED consoles, and also supports wired connection to Windows PCs. This controller features a 6-axis gyro for precise motion control, dual vibration motors for immersive feedback, and an adjustable turbo function for enhanced gameplay. Its ergonomic, non-slip design ensures comfort during extended gaming sessions.



Image 1.1: The EasySMX T37 Wireless Switch Controller, showcasing its ergonomic design and button layout.

## 2. SETUP AND CONNECTION

### 2.1 Charging the Controller

The EasySMX T37 controller is equipped with a built-in 400mAh battery. A full charge provides up to 8 hours of playtime and typically requires approximately 2 hours of charging time. Connect the controller to a power source using the provided USB-C cable.

### 2.2 Wireless Connection (Nintendo Switch/Switch Lite/Switch OLED)

The controller provides a stable and reliable wireless signal within a 10-meter range. For the first-time pairing:

1. Ensure your Switch console is powered on.
2. Navigate to the 'Controllers' menu on your Switch, then select 'Change Grip/Order'.
3. Press and hold the SYNC button on the top of the EasySMX T37 controller until the indicator lights begin to flash rapidly.
4. Once paired, the indicator lights will become solid, and the controller will be ready for use.

After the initial pairing, you can simply press the HOME button on the controller to wake up both the controller and the game console, even if the console is in sleep mode.

### 2.3 Wired Connection (Windows PC)

The EasySMX T37 controller supports wired connection to Windows PCs. Connect the controller to your PC using a USB-C cable. Drivers may install automatically. Note: Wireless connection is not supported for PC.



Image 2.1: Compatibility overview of the EasySMX T37 controller, illustrating wired PC connection and wireless Switch console connection.

### 2.4 Package Contents

Upon unboxing, verify that all components are present:

- EasySMX T37 Wireless Controller

- USB-C Charging Cable
- User Manual



Image 2.2: The EasySMX T37 controller and its included accessories: USB-C cable and user manual.

## 3. OPERATING INSTRUCTIONS

### 3.1 6-Axis Gyro Motion Control

The EasySMX T37 controller incorporates a 6-axis gyro sensor, enabling precise motion control in compatible games. This feature allows the controller to detect its inclination and orientation, providing quick and accurate responses to your movements, enhancing the immersive gaming experience.



Image 3.1: Visual representation of the 6-axis gyro motion control in action, providing precise in-game responses.

## 3.2 Dual Turbo Function

The dual turbo function allows for rapid, repeated button presses, which can be advantageous in arcade or action games. The controller offers three adjustable turbo speeds:

- 5 shots/second
- 12 shots/second
- 20 shots/second

Refer to the controller's specific button combinations in the included quick start guide for activating and adjusting the turbo function.



Image 3.2: Illustration of the Turbo function, detailing its adjustable speeds for rapid input.

### 3.3 Dual Vibration Motors

The integrated dual vibration motors provide timely shock feedback, enhancing the realism and immersion of your gaming experience. The intensity of the vibration can vary based on in-game events and settings.



Image 3.3: Depiction of the dual vibration feature, indicating varying levels of haptic feedback.

## 4. MAINTENANCE

Proper care and maintenance will extend the lifespan of your EasySMX T37 controller:

- **Cleaning:** Use a soft, dry cloth to wipe the controller. For stubborn dirt, a slightly damp cloth can be used, but ensure no moisture enters the ports or crevices. Avoid harsh chemicals or abrasive cleaners.
- **Storage:** Store the controller in a cool, dry place away from direct sunlight, extreme temperatures, and high humidity.
- **Battery Care:** To maintain battery health, avoid completely draining the battery frequently. Charge the controller regularly, even if not in constant use. If storing for an extended period, charge the battery to approximately 50% before storage.
- **Handling:** Avoid dropping the controller or subjecting it to strong impacts, as this can damage internal components.

## 5. TROUBLESHOOTING

If you encounter issues with your EasySMX T37 controller, consider the following common solutions:

- **Connection Issues:** If the controller fails to connect or frequently disconnects, ensure it is fully charged. Try re-pairing the controller with your Switch console (refer to Section 2.2). For PC, ensure the USB cable is securely connected and try a different USB port.
- **Input Lag or Stick Drift:** If you experience delayed responses or unintended movements (e.g., stick drift), ensure the controller's firmware is up to date (check EasySMX official website for updates). Try resetting the controller by pressing the small reset button (if available, usually a pinhole on the back) or by holding the SYNC button for an extended period.
- **Buttons Unresponsive:** Ensure the controller is charged and properly connected. If specific buttons are unresponsive, gently clean around the buttons to remove any debris.
- **Vibration Not Working:** Check in-game settings to ensure vibration is enabled. Ensure the controller is fully charged.

**Important Note:** Customers may encounter problems due to incorrect use of the item. Please contact the seller in advance if you have any questions before returning it.

**Attention:** The packaging color is random and does not indicate a product color error. If you receive a product with an incorrect color, please provide photos, and a new product will be sent within 24 hours.

## 6. SPECIFICATIONS

Feature	Detail
Model Number	T37
Manufacturer	EasySMX



Product Dimensions	2.95 x 4.69 x 6.5 inches
Item Weight	0.012 ounces
Connectivity	Wireless (Bluetooth for Switch), Wired (USB-C for PC)
Battery Capacity	400mAh
Playtime	Up to 8 hours (fully charged)
Charging Time	Approximately 2 hours
Motion Control	6-Axis Gyro
Vibration	Dual Vibration Motors
Turbo Function	Adjustable (5, 12, 20 shots/s)

## 7. WARRANTY AND SUPPORT

For specific warranty details and terms, please refer to the documentation included with your purchase or visit the official EasySMX website. In case of any product-related inquiries, technical support, or issues not covered in this manual, please contact EasySMX customer support directly.




You can typically find contact information on the EasySMX official website or through the retailer where the product was purchased.




EasySMX Store Link: [Visit the EasySMX Store on Amazon](#)

© 2025 EasySMX. All rights reserved.


This manual is for informational purposes only. Specifications are subject to change without notice.

### Related Documents - T37

	<a href="#">EasySMX T37 Wireless Controller User Manual</a> User manual for the EasySMX T37 Wireless Controller, detailing connection methods, features, troubleshooting, and specifications for use with Nintendo Switch, Android, and Windows.
	<a href="#">EasySMX ESM-9124 Wireless Controller User Manual</a> This manual provides detailed instructions for the EasySMX ESM-9124 Wireless Switch Pro Controller, covering product description, diagram, connection methods for Android, iOS, PC, and Switch, light management, turbo function settings, dual vibration adjustment, key programming, controller reset, charging indicators, and packing list.
	<a href="#">EasySMX X20 Controller User Manual and Features</a> Comprehensive guide to the EasySMX X20 controller, detailing its features, connectivity, button functions, and troubleshooting for PC and console gaming.

	<p><a href="#">EasySMX Bluetooth Controller User Manual</a></p> <p>Comprehensive user manual for the EasySMX Bluetooth Controller, detailing setup, modes, connections, turbo function, charging, resetting, and safety information for PC, Android, iOS, and Nintendo Switch.</p>
	<p><a href="#">EasySMX Gamepad Controller User Manual - Connection, Pairing, and Features</a></p> <p>A detailed user manual for EasySMX Gamepad Controllers, including setup guides for PC and Bluetooth, explanations of charging modes, button functions, turbo and macro capabilities, vibration settings, and troubleshooting tips.</p>
	<p><a href="#">EasySMX M05 Mobile Gaming Controller User Manual</a></p> <p>User manual for the EasySMX M05 Mobile Gaming Controller. Learn about hardware features, product parameters, connection methods (HID, XBOX, iPhone, Bluetooth), TURBO functionality, back key mapping, quick trigger, system volume, layout switching, calibration, vibration, and essential safety information.</p>


Documents - EasySMX – T37



[EasySMX T37 Wireless Controller User Manual](#)

User manual for the EasySMX T37 Wireless Controller, detailing connection methods, features, troubleshooting, and specifications for use with Nintendo Switch, Android, and Windows.


lang: score:23 filesize: 1.13 M page\_count: 1 document date: 2024-09-30



[\[pdf\] User Manual](#)

2023 07 11 T37 7 User manual EasySMX PurpleUser PurpleEasySMX Wireless Gamepad Bluetooth Gaming Controller for Nintendo Switch PC Steam Deck 6 Axis Gyro Motion ControlEasySMX ControlS29ab90b8c5e4472e92e0504850e4e967kS29ab90b8c5e4472e92e0504850e4e967kae01 alicdn kf S29ab90b8c5e4472e92e0504850e4e967kae01 S29ab90b8c5e4472e92e0504850e4e967k Pro with GyroscopeS17a99072104b4a7ba8d84cd88c24922c7ae01 S17a99072104b4a7ba8d84cd88c24922c7 ||| ||| T37 MiSans C0 M0 Y0 K80 70g 90\*120mm 540\*480mm 2023-07-11

**T37** MiSans C0 M0 Y0 K80 70g 90\*120mm 540\*480mm 2023-07-11 ...  
lang: score:22 filesize: 3.81 M page\_count: 1 document date: 2025-02-24



[EasySMX T-37 Wireless Controller User Manual - Features, Setup, and Safety](#)

Comprehensive user manual for the EasySMX T-37 Wireless Controller. Learn about product features, button layout, pairing instructions for Nintendo Switch and PC, turbo settings, vibration, calibration, and safety information.

lang: score:17 filesize: 9.88 M page\_count: 1 document date: 2024-09-13



