

EIGIIS KE3DC

EIGIIS Military Smart Watch KE3 Instruction Manual

Brand: EIGIIS | Model: KE3DC

1. INTRODUCTION

Thank you for choosing the EIGIIS Military Smart Watch KE3. This rugged smartwatch is designed for durability and functionality, offering a wide range of features to support your active lifestyle. Please read this manual carefully to ensure proper use and optimal performance of your device.

2. WHAT'S IN THE BOX

- 1 x EIGIIS Military Smart Watch KE3
- 2 x Watch Bands (one silicone, one metal-link style)
- 1 x Magnetic Charging Cable
- 1 x User Manual
- 1 x Retail Box



Image: The EIGIIS Military Smart Watch KE3, along with its charging cable and user manual, neatly packaged in its retail box.

3. SETUP

3.1 Initial Charging

Before first use, fully charge your smartwatch. Connect the magnetic charging cable to the charging points on the back of the watch. Plug the USB end of the cable into a compatible USB power source.

300mAh BATTERY CAPACITY

Note: It is normal to open the flashlight for a long time will accelerate battery consumption.

2 Hours
Charging Time

5-7 Days
Use Time

12-15 Days
Standby Time



Image: The magnetic charging cable attached to the back of the EIGIIS Smart Watch KE3, illustrating the charging connection.

3.2 App Installation and Device Pairing

1. Scan the QR code in the user manual or search for the 'FitCloudPro' app in your device's app store (compatible with iOS 10.0+ and Android 8.0+).
2. Install and open the 'FitCloudPro' app.
3. Ensure Bluetooth is enabled on your smartphone.
4. In the app, navigate to 'Add Device' and select 'KE3' from the list of available devices.
5. Follow the on-screen prompts to complete the pairing process. Grant necessary permissions for notifications and call functions.

Your browser does not support the video tag.

Video: A step-by-step guide demonstrating how to connect the EIGIIS KE3 Smart Watch to a smartphone via the FitCloudPro app, including Bluetooth pairing and granting permissions.

4. OPERATING INSTRUCTIONS

4.1 Basic Navigation

- **Swipe Up/Down:** Scroll through menus and notifications.

- **Swipe Left/Right:** Access quick functions or different data screens.
- **Press Side Buttons:** Navigate back, access the main menu, or activate specific functions (e.g., flashlight).
- **Tap:** Select an item or confirm an action.

4.2 Changing Watch Faces

The smartwatch offers multiple pre-installed watch faces. You can also download additional faces via the FitCloudPro app or set a custom photo as your watch face.

- **On the Watch:** Long-press the current watch face to enter the selection mode. Swipe left or right to browse available faces and tap to select.
- **Via FitCloudPro App:** In the app, navigate to the 'Dial Center' to explore and download new watch faces. You can also customize a dial with your own photos.

5. KEY FEATURES

5.1 Durability & Design

The EIGIIS KE3 Smart Watch is built to military-grade standards, offering resistance to extreme temperatures (-40°C to 70°C), moisture, salt spray, and impact. Its rugged design ensures reliability in challenging environments.

MILITARY GRADE STANDARD



Anti-Impact



Dustproof



-40°C ~ 70°C
Harsh Condition



Anti-Fluid
Corrosion



IP67 Waterproof



Image: Visual representation of the EIGIIS Smart Watch KE3's military-grade durability, highlighting anti-impact, dustproof, and extreme temperature resistance.

5.2 Health Monitoring

Monitor your well-being with 24/7 heart rate and blood oxygen tracking. The watch also analyzes your sleep patterns to help improve sleep quality. All data is synchronized with the FitCloudPro app for detailed insights.

Note: Measurement data is for sports or aviation use only, not for medical purposes.

24/7 HEALTH MONITORING

Helps you to know your physical status at all times.



Image: The EIGIIS Smart Watch KE3 showing real-time heart rate, blood oxygen levels, and sleep tracking data on its display.

5.3 Sports Modes

With over 100 sports modes, including running, climbing, cycling, and basketball, the watch automatically records steps, heart rate, and calories burned during your activities. Review your exercise data in the FitCloudPro app.



Image: The EIGIIS Smart Watch KE3 displaying icons for over 100 sports modes, such as walking, running, cycling, and basketball.

5.4 Bluetooth Calling & Smart Notifications

Equipped with a built-in speaker and microphone, the watch allows you to make and receive calls directly. Stay connected with smart notifications from apps like Skype, WhatsApp, Facebook, and LINE, ensuring you never miss important communications.

5.5 LED Flashlight

A convenient LED flashlight is integrated into the watch, providing illumination for outdoor adventures or when navigating in low-light conditions.

FLASHLIGHT ON WRIST

Help you light up the night road and invisible corners



Image: The EIGIIS Smart Watch KE3 with its side-mounted LED flashlight illuminated, providing light in a dark environment.

Your browser does not support the video tag.

Video: A demonstration of the EIGIIS Military Smart Watch KE3's LED flashlight feature, showing its utility in dark settings.


5.6 Other Practical Functions

The smartwatch includes additional features such as a pedometer, alarm reminder, remote camera control, 'find your phone' function, and voice assistant for enhanced convenience.

YOUR INTELLIGENT ASSISTANT



A variety of practical functions to facilitate your daily life



Voice Assistant

Hi, how can i help you?



Call Alex



Image: The EIGIIS Smart Watch KE3 showcasing its intelligent assistant features, including weather forecast, remote camera control, voice assistant, and stopwatch.

6. WATER RESISTANCE GUIDELINES

The EIGIIS KE3 Smart Watch is IP67 water resistant, suitable for daily activities like hand washing or washing dishes. **Important: It is not recommended for use during diving, sauna, showering, or prolonged submersion.**

7. SPECIFICATIONS

Feature	Detail
Model Number	KE3DC
Display Size	1.43 Inches





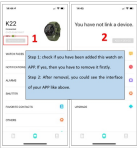

Display Type	Round
Battery Capacity	300 Milliamp Hours
RAM Memory	128 MB
Operating System	Android (compatible with iOS 10.0+ and Android 8.0+)
Connectivity	Bluetooth
Water Resistance	IP67 (3ATM)
Special Features	Activity Tracker, LED Flashlight, Heart Rate Monitor, Sleep Monitor, Blood Oxygen Monitor, Bluetooth Calling, 100+ Sports Modes, Voice Assistant, Remote Camera Control
Product Dimensions	0.8 x 0.5 x 10.5 inches
Item Weight	10.5 ounces

8. TROUBLESHOOTING

- **Watch not turning on:** Ensure the watch is fully charged. Connect it to the charging cable and a power source.
- **Unable to pair with phone:** Ensure Bluetooth is enabled on both devices. Restart both the watch and your phone. Make sure the FitCloudPro app is updated to the latest version.
- **Inaccurate health data:** Ensure the watch is worn snugly on your wrist. Avoid excessive movement during measurements. Remember, data is for reference only and not for medical use.
- **Notifications not appearing:** Check app permissions in your phone settings for FitCloudPro. Ensure notifications are enabled for the desired apps within FitCloudPro.

9. WARRANTY & SUPPORT

EIGIIS provides a 12-month quality guarantee for the Military Smart Watch KE3. If you encounter any problems during product use, please contact EIGIIS customer support via email for assistance. Refer to the contact information provided in the retail box or on the official EIGIIS website.

	<p>EIGIIS KE2 Smartwatch: Connection Guide and Setup</p> <p>A step-by-step guide to easily connect your EIGIIS KE2 smartwatch to your smartphone using the FitCloudPro app for full functionality, including Bluetooth pairing and call management.</p>
<p>EIGIIS</p>  <p>EIGIIS SMART WATCH K52</p> <p>User's Manual (2023)</p>	<p>EIGIIS K52 Smart Watch User Manual</p> <p>User manual for the EIGIIS K52 Smart Watch, covering device overview, pairing with a smartphone, connected features, and various watch functions.</p>
	<p>KE3 Smart Watch Connectivity and Bluetooth Dial Call Guide EIGIIS</p> <p>Learn how to connect your EIGIIS KE3 smart watch to the FitCloudPro app and enable Bluetooth dial call functionality with this comprehensive connectivity guide.</p>
	<p>EW1 Smart Watch Connectivity Guide and Bluetooth Call Setup</p> <p>A comprehensive guide for connecting your EW1 Smart Watch to your phone via Bluetooth and enabling its call function. Learn how to pair the device and configure audio settings using the FitCloudPro App.</p>
<p>Part 1:</p> <p>How to Connect EIGIIS Smart Watch K22 with APP "Da Fit"</p> 	<p>EIGIIS K22 Smart Watch: Connection and Function Guide</p> <p>Learn how to connect your EIGIIS K22 Smart Watch to the Da Fit app, manage notifications, and enable call functions. This guide provides step-by-step instructions for optimal use.</p>
<p>Smartwatch K55 Using Guide</p> <p>1. How to use EIGIIS K55 properly?</p> <p>2. How to use EIGIIS K55 properly?</p> 	<p>Smartwatch K55 User Guide: Setup, Notifications, and Features</p> <p>Comprehensive guide for the Smartwatch K55, covering initial setup, Bluetooth pairing, managing notifications for Android and iOS, keeping the DaFit app running in the background, adding contacts, and syncing weather forecasts.</p>