



Manuals.plus /

- › Coway /
- › COWAY AIRMEGA 100 Air Purifier User Manual

## Coway AP-0823E

# COWAY AIRMEGA 100 Air Purifier User Manual

Model: AP-0823E

## INTRODUCTION

Thank you for choosing the COWAY AIRMEGA 100 Air Purifier. This manual provides important information for the proper setup, operation, and maintenance of your air purifier. Please read it thoroughly before use and keep it for future reference.

The COWAY AIRMEGA 100 is designed to provide clean and fresh air in your home, effectively reducing contaminants such as smoke, allergens, pet dander, and odors. Its advanced True HEPA Filtration System and smart features ensure optimal air quality.

## PRODUCT FEATURES


- **Coverage:** Optimized for spaces up to 810 sq. ft. (60 minutes) or 405 sq. ft. (30 minutes).
- **True HEPA Filtration System:** A 3-in-1 system combining a pre-filter, deodorization filter, and True HEPA filter. Reduces 99.999% of 0.01-micron particles and 99% of VOCs and odors.
- **Auto Mode:** Automatically adjusts fan speed based on real-time air quality.
- **Sleep Mode:** Turns off AQI and touch button lights, runs at the lowest speed for quiet operation.
- **3-Stage Manual Fan Speed:** Low, Medium, and High settings.
- **Air Quality Indicator (AQI):** Real-time pollution sensor with brightly colored LED feedback (Good, Moderate, Bad, Very Bad). Light can be turned off.
- **Filter Alerts:** Indicates when filters require replacement.
- **Timer:** Set operation for 1, 2, 4, or 8 hours.
- **Night Light:** Provides a warm golden light for a soothing atmosphere.

## SETUP

1. **Unpacking:** Carefully remove the air purifier from its packaging. Ensure all components are present: Air Purifier unit, Filter Set, and User Manual.



coway  
AIRMEGA



*Image: The Coway Airmega 100 Air Purifier, showing its compact white cylindrical design with a black top panel and blue light emanating from the top grille.*

**2. Filter Installation:** Before first use, remove all plastic packaging from the filters.

- Open the filter cover on the unit.
- Remove the pre-installed filter set.
- Remove all plastic wrapping from the filter.
- Reinsert the filter set into the unit, ensuring it is properly seated.
- Close the filter cover securely.



*Image: A visual guide illustrating three tips for proper filter maintenance: removing plastic wrap before use, carefully vacuuming the filter periodically, and a warning that the filter is non-washable and water will damage it.*

**3. Placement:** Place the air purifier on a flat, stable surface. Ensure there is adequate space around the unit (at least 12 inches) for optimal airflow. Avoid placing it near heat sources, direct sunlight, or in areas with high humidity.

**4. Power Connection:** Plug the power cord into a standard electrical outlet.

## OPERATING INSTRUCTIONS

The COWAY AIRMEGA 100 features intuitive touch controls on its top panel.

# Functional Touch Control

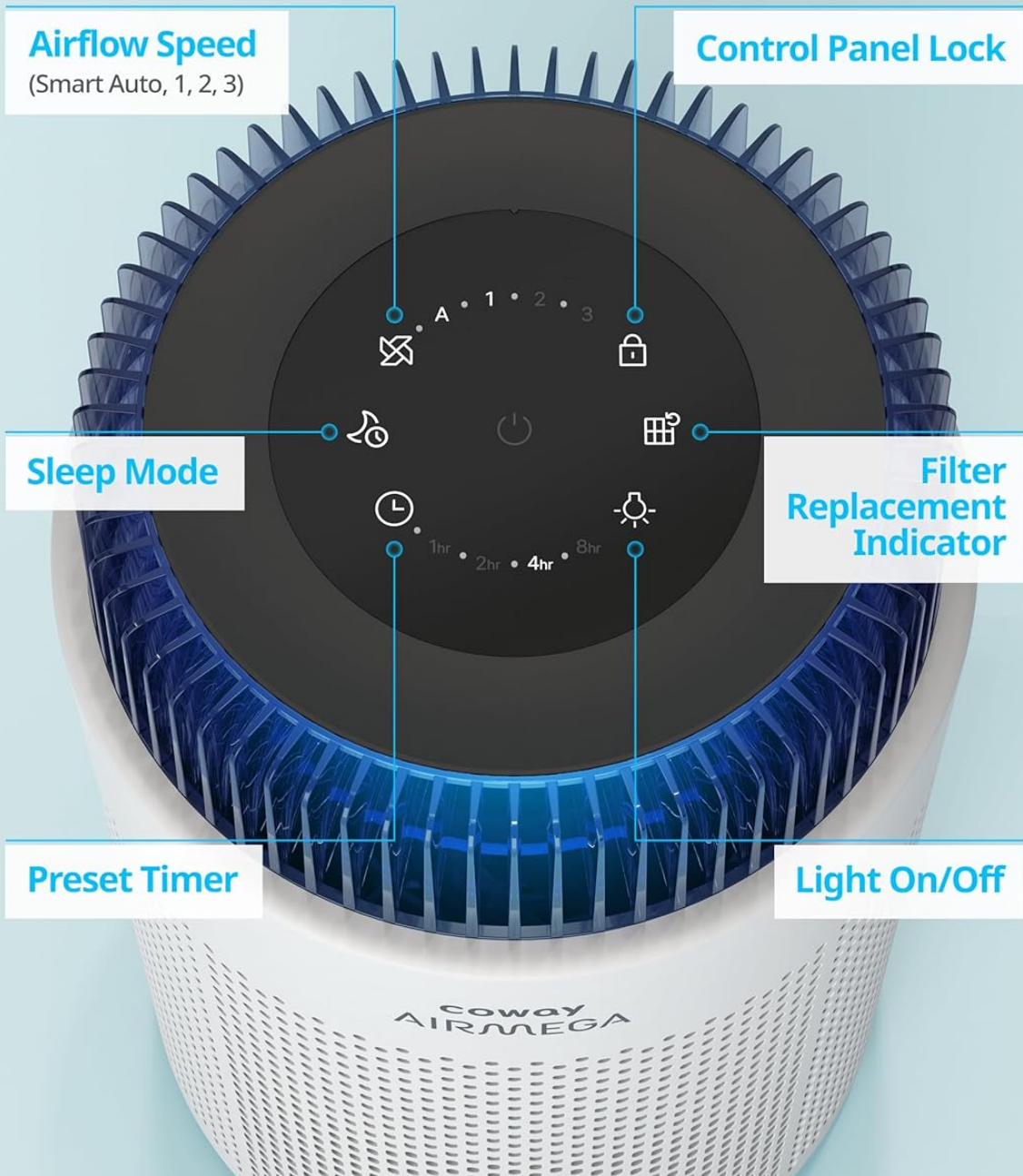


Image: Close-up view of the air purifier's top control panel, highlighting touch buttons for power, fan speed, sleep mode, timer, light on/off, and filter replacement indicator.

## Control Panel Functions:

Icon/Button	Function	Description
Power Button	Power On/Off	Press to turn the unit on or off.
Fan Speed (1, 2, 3, Auto)	Adjust Fan Speed / Auto Mode	Cycle through manual fan speeds (Low, Medium, High) or select Auto Mode. In Auto Mode, the fan speed adjusts automatically based on air quality.
Sleep Mode	Activate Sleep Mode	Turns off all indicator lights and operates at the lowest fan speed for quiet operation during sleep.
Timer (1hr, 2hr, 4hr, 8hr)	Set Timer	Sets the air purifier to operate for a specified duration before automatically turning off.
Light On/Off	Control Lights	Toggles between AQI light on, Night Light on, and all lights off.
Control Panel Lock	Lock/Unlock Controls	Press and hold for 3 seconds to lock or unlock the control panel, preventing accidental changes.
Filter Replacement Indicator	Filter Alert	Illuminates when it's time to check or replace the filter set (approximately every 12 months).

### Air Quality Indicator (AQI):

The AQI sensor provides real-time feedback on your indoor air quality through a color-coded LED light:

- **Blue:** Good Air Quality
- **Green:** Moderate Air Quality
- **Yellow:** Bad Air Quality
- **Red:** Very Bad Air Quality



# We Got You from Every Angle



PM 2.5 particle sensor



Smart Mode & Real-Time AQI



**Air Quality Indicator**

Good	Moderate	Bad	Very Bad

---

**Smart Mode**

	→		→		→	
Very Bad		High Airflow Speed		Good		Low Airflow Speed

Image: A visual representation of the Air Quality Indicator (AQI) colors (Good, Moderate, Bad, Very Bad) and how Smart Mode adjusts airflow speed based on these levels.

## Official Product Videos:

### Product Overview Video

Your browser does not support the video tag.

This video provides a comprehensive overview of the COWAY AIRMEGA 100 Air Purifier, demonstrating its features and benefits.

### Coway Airmega 100 Overview

Your browser does not support the video tag.

This video offers another detailed overview of the Coway Airmega 100, showcasing its design and functionality.

### You can see all of that dust it's collected out of the air (Preview)

Your browser does not support the video tag.

This short preview video demonstrates the effectiveness of the air purifier by showing accumulated dust on the filter, highlighting its air cleaning capabilities.

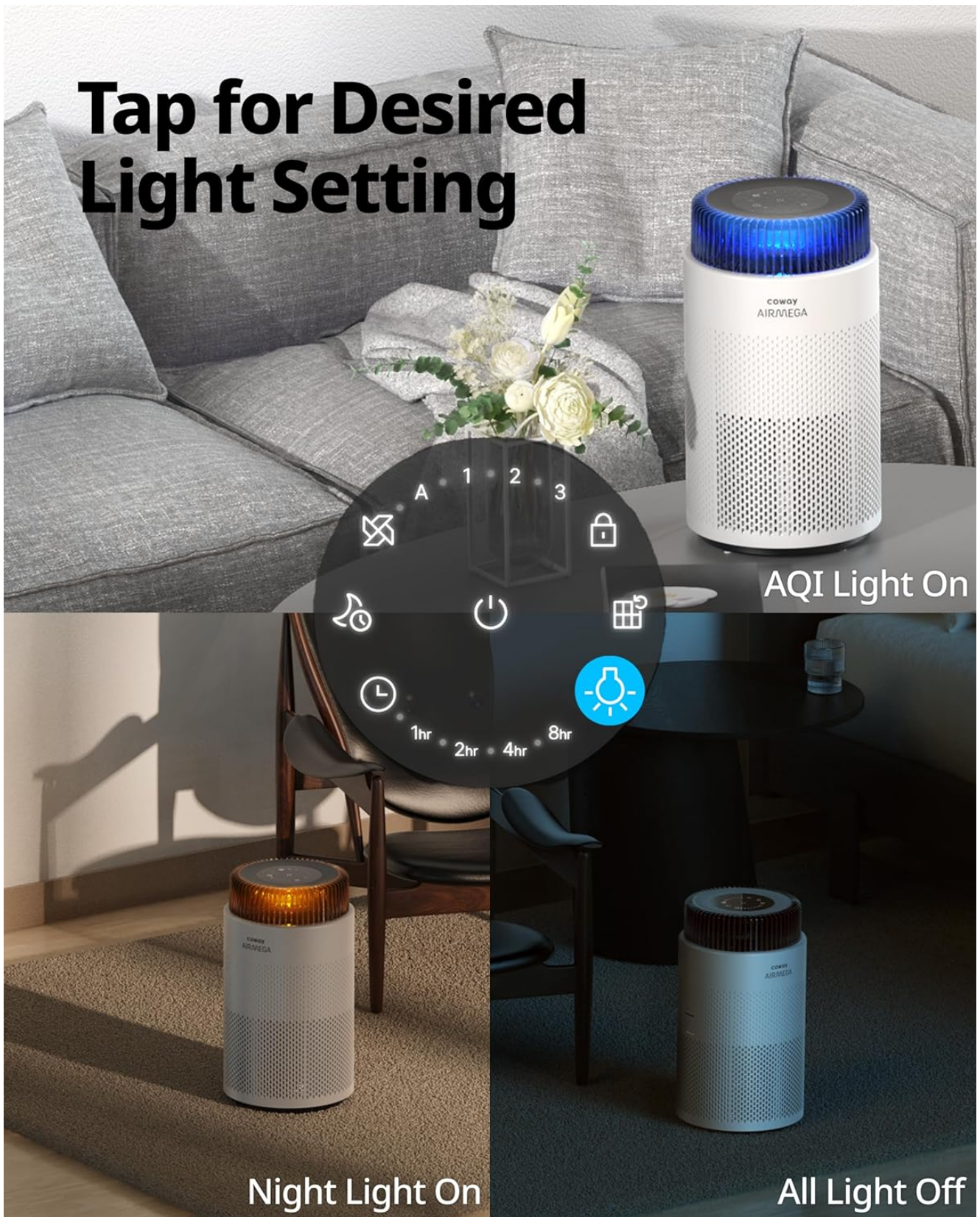
## MAINTENANCE

Regular maintenance ensures optimal performance and extends the lifespan of your COWAY AIRMEGA 100 Air Purifier.

### Filter Care:

- **Pre-Filter:** The pre-filter is vacuumable. Regularly clean it to remove large particles like hair, pet dander, and dust. This helps maintain airflow and filter efficiency.
- **Deodorization Filter & True HEPA Filter:** These filters are integrated and **not washable**. Washing them with water will severely damage the filter and void the warranty.
- **Filter Replacement:** The Filter Replacement Indicator light will illuminate when it's time to replace the entire filter set. This typically occurs every 12 months, depending on usage and air quality.

# Tap for Desired Light Setting



AQI Light On

Night Light On

All Light Off

Image: An exploded view diagram illustrating the three stages of filtration: the deodorization filter for odors and VOCs, the True HEPA filter for fine dust, allergens, mold, and viruses, and the vacuumable pre-filter for larger particles like hair and pet dander.

## Cleaning the Unit:

- Regularly wipe the exterior surface of the air purifier with a dry microfiber cloth.
- Do not use abrasive cleaners, solvents, or harsh chemicals, as these can damage the unit's finish.

## TROUBLESHOOTING

If you encounter issues with your COWAY AIRMEGA 100, please refer to the following common troubleshooting steps:

Problem	Possible Cause	Solution
Unit does not turn on.	No power supply.	Check if the power cord is securely plugged into the outlet and the unit. Try a different outlet.
Weak airflow or no air purification.	Clogged filters; plastic wrap not removed from filters.	Ensure all plastic packaging is removed from filters. Clean the pre-filter. If the filter indicator is on, replace the filter set.
Unusual noise during operation.	Obstruction in fan; unit not on a flat surface.	Check for any foreign objects near the fan intake/outlet. Ensure the unit is placed on a stable, flat surface.
Air Quality Indicator (AQI) always shows "Bad" or "Very Bad".	High pollution levels; sensor obstruction/dirt.	Ensure the room is adequately ventilated. Clean the air quality sensor opening (refer to maintenance section for sensor cleaning if applicable, though not explicitly mentioned for this model, general advice).
Control panel unresponsive.	Control panel lock activated.	Press and hold the Control Panel Lock button for 3 seconds to unlock.

If the problem persists after trying these steps, please contact Coway Customer Support.

## SPECIFICATIONS

Feature	Detail
Model Number	AP-0823E
Brand	Coway
Color	White
Product Dimensions (D x W x H)	8.66"D x 8.66"W x 15.55"H
Item Weight	7.5 pounds
Floor Area Coverage	Up to 810 sq. ft. (60 minutes)
Noise Level	20 dB (minimum)
Particle Retention Size	0.01 Micron (99.999% reduction)
Wattage	30 watts
Controller Type	Touch
Certifications	Energy Star Certified, ETL Certified, CARB Certified
Included Components	Air Purifier, Filter Set, User Manual

## WARRANTY AND SUPPORT

### Warranty Information:

The COWAY AIRMEGA 100 Air Purifier comes with a **3-year Limited Manufacturer's Warranty**.

For detailed terms and conditions of the warranty, please refer to the warranty card included with your product or visit the official Coway website.

### Customer Support:

For any questions, technical assistance, or warranty claims, please contact Coway Customer Support:

- **Website:** [www.coway.com](http://www.coway.com) (Please check the official website for the most up-to-date contact information.)
- **Phone:** Refer to the contact information provided on the Coway website or in your product packaging.

When contacting support, please have your product model number (AP-0823E) and purchase date available.