

[Manuals.plus](#) /

> [HOU](#) /

> HOU Slim Bluetooth Keyboard Case User Manual for iPad 10th/11th Generation A16

HOU for iPad 10th/11th Generation A16 11 inch

HOU Slim Bluetooth Keyboard Case User Manual

For iPad 10th Generation (2022) & iPad 11th Generation A16 (2025)

1. PRODUCT OVERVIEW

The HOU Slim Bluetooth Keyboard Case is designed to enhance your iPad experience, offering a combination of protection and functionality. This ultra-thin and lightweight case features a detachable Bluetooth keyboard, magnetic stand with two ergonomic tilt angles, and a durable synthetic leather finish. It is engineered for seamless integration with compatible iPad models, providing a comfortable typing experience and extended battery life.



The HOU Slim Bluetooth Keyboard Case provides a sleek and functional setup for your iPad.

2. COMPATIBILITY

This keyboard case is specifically designed for the following iPad models:

- **iPad 11th Generation (2025 A16):** Models A3354, A3355, A3356
- **iPad 10th Generation (10.9-inch, 2022):** Models A2696, A2757, A2777, A3162

Please verify your iPad model number before use to ensure proper fit and functionality. The model number is typically found on the

back of your iPad.



Image illustrating compatible iPad models and their corresponding model numbers.

3. WHAT'S IN THE BOX

Upon unpacking, please ensure all items are present:

- HOU Slim Bluetooth Keyboard Case
- Magnetic Charging Cable
- User Manual (this document)

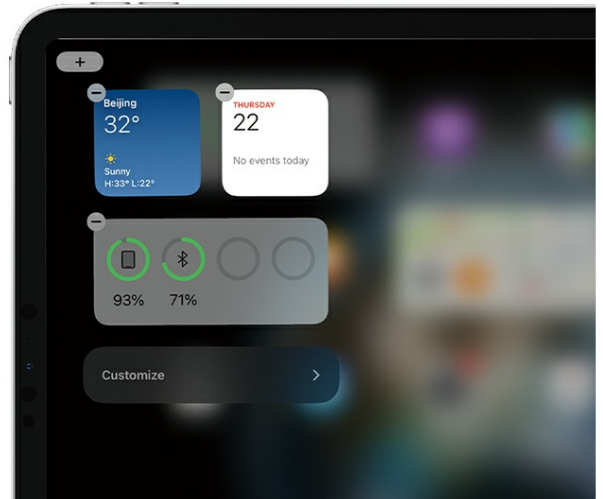
4. SETUP INSTRUCTIONS

4.1 Attaching Your iPad

1. Align your compatible iPad with the case.
2. The iPad will securely attach to the case via strong magnets. Ensure it is firmly seated.

Bluetooth connection with battery display

Easy pairing and fast response.
Supports iPad component battery
display for better planning.



The iPad and backplate attach securely with strong magnets for easy assembly and disassembly.

4.2 Charging the Keyboard

Before initial use, fully charge the keyboard. Use the provided magnetic charging cable. The keyboard features a 300 mAh battery, offering approximately 150 hours of battery life on a single charge.

1. Connect the magnetic charging cable to the keyboard's charging port.
2. Connect the other end of the cable to a USB power source.
3. The keyboard's power indicator will show charging status.

4. A full charge typically takes a few minutes, and the iPad can temporarily supply power if the keyboard battery is low.



Diagram showing the keyboard's 300 mAh battery and 150 hours of battery life.



The iPad can temporarily supply power to the keyboard if its battery is low.

4.3 Bluetooth Pairing

To connect the keyboard to your iPad:

1. Turn on the keyboard using the power switch.
2. On your iPad, go to **Settings > Bluetooth**.
3. Ensure Bluetooth is turned **On**.
4. Select the HOU keyboard from the list of available devices.
5. Follow any on-screen prompts to complete the pairing process.
6. Once paired, the keyboard will automatically connect to your iPad when turned on and within range.



Easy pairing and fast response. Supports iPad component battery display for better planning.

5. OPERATING INSTRUCTIONS

5.1 Using the Magnetic Stand

The case features dual magnetic points (back + base) that form a stable triangular structure, allowing for two ergonomic viewing angles:

- **115° Angle:** Ideal for typing and productivity tasks.
- **125° Angle:** Suitable for watching movies, reading, or casual browsing.

Dual-angle support


Adjustable between 115° and 125°, providing a comfortable viewing angle for work, watching videos, or drawing.



Adjustable between 115° and 125°, providing comfortable viewing angles for various activities.



The 115° angle is suitable for typing and work.

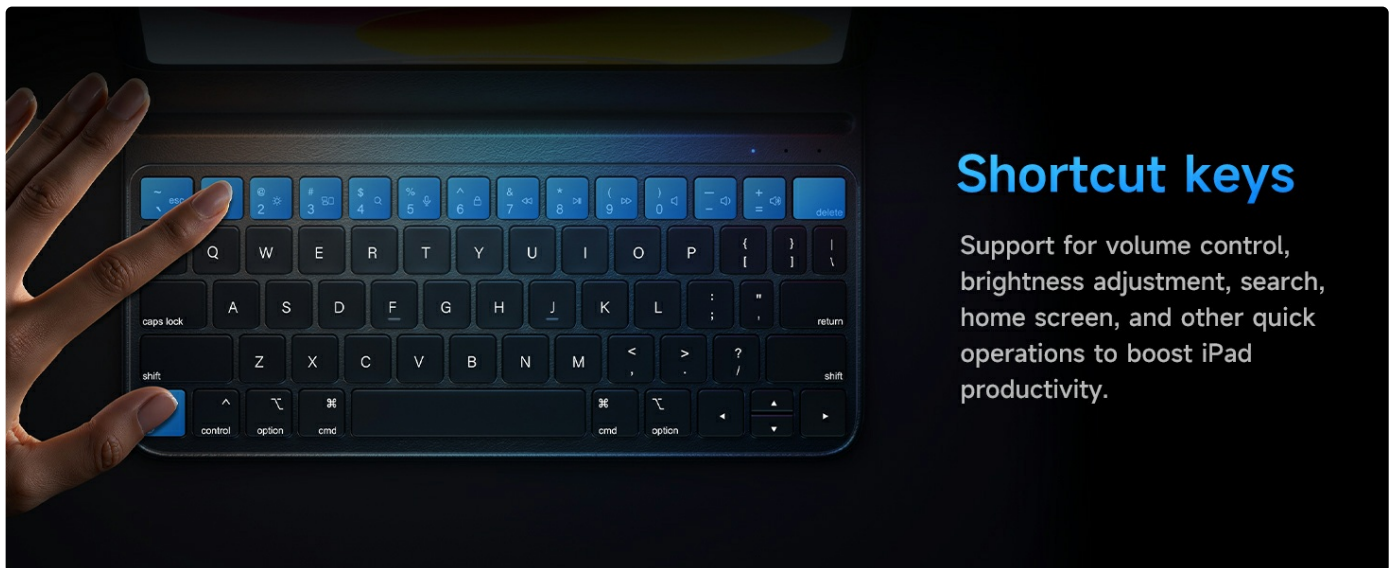


The 125° angle is suitable for media consumption and relaxation.

5.2 Keyboard Functions

The keyboard features flat keycaps with a scissor-switch structure for smooth, quiet, and responsive typing. It includes dedicated shortcut keys to enhance iPad productivity.

- **Shortcut Keys:** Access functions like volume control, brightness adjustment, search, and home screen directly from the keyboard.
- **Low Input Latency:** Provides excellent keystroke response for efficient typing.



Shortcut keys

Support for volume control, brightness adjustment, search, home screen, and other quick operations to boost iPad productivity.

The keyboard supports volume control, brightness adjustment, search, home screen, and other quick operations.

Comfortable typing

Flat keycaps with scissor-switch structure provide smooth input, quiet and responsive feedback, reducing fatigue during long typing sessions—an efficient office companion.



Flat keycaps with scissor-switch structure provide smooth input and responsive feedback.

Video demonstrating the HOU Keyboard Case for iPad, showcasing its features and usage.

6. MAINTENANCE

The HOU Slim Bluetooth Keyboard Case is constructed from silicon-containing tech leather fabric, which is wear-resistant and stain-resistant, ensuring durability and ease of care.

- **Cleaning:** For most spills like coffee or ink, gently wipe the surface with a damp cloth. Avoid harsh chemicals or abrasive materials.
- **Storage:** When not in use, keep the case closed to protect both the iPad and the keyboard. Store in a dry environment away from extreme temperatures.
- **Protection:** The ultra-light body provides robust protection, acting as an "invisible armor" for your iPad.

Space leather

Made from premium semi-silicone PU — known as "space leather," it has a delicate texture, is scratch-resistant and durable, easy to clean, and stays like new with regular use.



The premium semi-silicone PU material, known as "space leather," is scratch-resistant, durable, and easy to clean.

7. TROUBLESHOOTING

If you encounter issues with your HOU Slim Bluetooth Keyboard Case, please refer to the following common solutions:

- **Keyboard Not Connecting:**

- a. Ensure the keyboard is turned on and fully charged.
- b. Verify Bluetooth is enabled on your iPad (Settings > Bluetooth).
- c. Forget the device in your iPad's Bluetooth settings and attempt to re-pair.
- d. Restart both your iPad and the keyboard.

- **Typing Delay or Unresponsive Keys:**

- a. Ensure the keyboard is fully charged.
- b. Check for any obstructions under the keys.
- c. If the issue persists, try re-pairing the keyboard with your iPad.

- **iPad Not Staying Attached:**

- a. Ensure the iPad is correctly aligned with the magnetic points.
- b. Clean the magnetic surfaces on both the iPad and the case to ensure a strong connection.

8. SPECIFICATIONS

Feature	Detail
Brand	HOU
Compatible Devices	iPad 10th Generation & iPad 11th Generation 11 inch A16 2025
Connectivity Technology	Bluetooth
Keyboard Description	Multimedia
Recommended Uses	Business, Multimedia
Special Features	Ergonomic, Hotkeys and Media Keys, Lightweight, PU+ABS, Rechargeable
Color	Black
Keyboard Backlighting	RGB (Color Support)
Product Dimensions	0.04"L x 0.04"W x 0.04"H
Power Source	Battery Powered
Keyboard Layout	QWERTY
Number of Keys	64
Minimum OS Version	iPadOS 15
Material	Acrylonitrile Butadiene Styrene (ABS)

9. WARRANTY AND SUPPORT

HOU is committed to providing quality products and customer satisfaction.

- **Warranty:** This product includes a 12-Month Extended After-sales Service.
- **Customer Support:** For any inquiries or assistance, 24/7 Online Support is available. Please refer to the HOU Store on Amazon for contact details.
- **Included Accessory:** A free Magnetic Charging Accessory is included with your purchase.



HOU Store Customer Service
24/7 Online Support
12-Month Extended After-sales Service
Free Magnetic Charging Accessory Included

HOU Store Customer Service offers 24/7 online support and a 12-month extended after-sales service.