

Manuals+

[Q & A](#) | [Deep Search](#) | [Upload](#)

manuals.plus /

- › [Gixxted](#) /
- › [Gixxted Bluetooth Wireless Headset KH109M User Manual](#)

Gixxted KH109M

Gixxted Bluetooth Wireless Headset KH109M User Manual

Your guide to setting up, operating, and maintaining your Gixxted KH109M headset.

PRODUCT OVERVIEW



The Gixted KH109M Bluetooth Wireless Headset, featuring a sleek black design and a detachable microphone, is shown alongside its USB dongle.

The Gixted KH109M Bluetooth Wireless Headset is designed for clear communication and comfort, especially in professional environments. It features a noise-cancelling microphone powered by a Qualcomm QCC3024 chip, effectively blocking 99% of ambient noise. This headset offers versatile connectivity options, including a USB dongle for stable PC connections and Bluetooth for simultaneous pairing with mobile devices. Its ergonomic design ensures comfort for all-day wear, with a 270-degree rotatable microphone for flexible use and a mute function with an indicator light for privacy.

WHAT'S IN THE BOX


SUITABLE FOR ALL OCCASION




Call Center



Online Meetings



Work from Home



Listen to Music

The image displays the Gixxted KH109M headset neatly packaged with its accompanying accessories, including the USB dongle, charging cable, and user manual.

- Bluetooth headset
- Type-c charging cable
- USB dongle
- Aux Cable
- User Manual

SETUP

Charging the Headset

Before first use, fully charge your headset using the provided Type-C charging cable. Connect the cable to the charging port on the headset and a compatible USB power source. The battery is designed for all-day use, and an Aux cable is included for wired operation if the battery runs low.

Connecting via USB Dongle (for PC/Laptop)

CONNECT WITH TWO BLUETOOTH DEVICES SIMULTANEOUSLY



The headset is shown wirelessly connected to both a laptop and a smartphone, demonstrating its ability to connect with two Bluetooth devices concurrently.

1. Plug the USB dongle into an available USB port on your computer.
2. Turn on the headset. It will automatically pair with the dongle.
3. Ensure the headset (KH109M) is set as your default input and output device in your computer's sound settings.

Connecting via Bluetooth (for Mobile Devices)

The headset can also pair directly with your cell phone via Bluetooth, allowing you to answer calls without missing important conversations. It supports simultaneous connection with two Bluetooth devices.

1. Turn on the headset.
2. Activate Bluetooth on your mobile device.
3. Search for "KH109M" in the list of available Bluetooth devices and select it to pair.

Controls Overview



A detailed view of the headset's controls, including power on/off, mic mute, microphone on, charging port, and 3.5mm audio interface. Logos for Skype, Zoom, Webex, Facetime, and Microsoft Teams indicate wide compatibility.

Control	Function
MFB Button	Play/Pause music, Switch previous/next songs, Answer/Hang up/Reject calls (for cell phones only)
Microphone Rotation	Spin mic to mute/unmute (270° rotatable)
Indicator Light	Solid red when muted during calls
Power Switch	Turn headset on/off

Microphone Usage

SPIN MIC TO MUTE

Red light will be solid on when you are on callings so you won't be interrupted



A top-down view of the headset's microphone, illustrating its 270-degree rotation capability for muting. A red light indicates when the microphone is muted during calls.

The 270° rotatable microphone can be positioned on either your left or right ear for optimal comfort. To mute your voice during calls or online meetings, simply spin the microphone upwards. The indicator light on the mic will turn solid red, signaling to others that you are busy and should not be interrupted.

Your browser does not support the video tag.

Official product video demonstrating the features and usage of the Gixted KH109M Bluetooth Wireless Headset.

Call Management

- **Answering/Ending Calls:** Press the MFB button to answer or end calls when connected to a cell phone.
- **Rejecting Calls:** Press and hold the MFB button to reject incoming calls.
- **Note for PC Software:** For online meeting software (e.g., Teams, Zoom), call management (answering/hanging up) must be done directly from your PC interface, not the headset.

Music Playback

- **Play/Pause:** Press the MFB button to play or pause music.
- **Next/Previous Song:** Use the MFB button (specific presses/holds as per detailed manual) to switch between songs.

Maintenance

To ensure the longevity and optimal performance of your Gixxted KH109M headset, follow these maintenance guidelines:

- **Cleaning:** Use a soft, dry cloth to wipe down the headset, including the earcups and headband. Avoid using harsh chemicals or abrasive materials.
- **Storage:** Store the headset in a cool, dry place away from direct sunlight and extreme temperatures. When not in use, it is recommended to store it in its original packaging or a protective case to prevent damage.
- **Battery Care:** For optimal battery life, avoid fully discharging the headset frequently. Charge it regularly, even if not in constant use.

Troubleshooting

If you encounter any issues with your Gixxted KH109M headset, please refer to the following common troubleshooting steps:

- **No Sound/Cannot Connect:**
 - Ensure the headset is powered on and fully charged.
 - Verify that the USB dongle is properly inserted into your computer.
 - For Bluetooth connection, ensure Bluetooth is enabled on your device and the headset is in pairing mode. Try unpairing and re-pairing the device.
 - Check your computer's sound settings to ensure the headset (KH109M) is selected as the default playback and recording device.
- **Microphone Not Working:**
 - Ensure the microphone is not muted (check the indicator light). Spin the mic to unmute if necessary.
 - Verify microphone settings in your computer's sound control panel or meeting software.
- **Poor Sound Quality:**
 - Ensure you are within the 10-meter wireless range.
 - Check for interference from other wireless devices.
 - Ensure the headset is fully charged.

Specifications

Feature	Detail
Model Name	Gixxted KH109M
Connectivity Technology	Wireless (Bluetooth)
Wireless Communication Technology	Bluetooth
Noise Control	Active Noise Cancellation (Qualcomm QCC3024 chip)
Microphone	Noise Cancelling, 270° Rotatable, Mute Function with Indicator Light



Headphones Jack	3.5 mm Jack (for wired use)
Compatible Devices	Tablets, Laptops, Cellphone, PC, Computer
Bluetooth Range	10 Meters
Item Weight	313 Grams (11 ounces)
Battery	1 Lithium Ion battery (included)
Ear Placement	On Ear
Control Type	Touch Control, Button

WARRANTY AND SUPPORT

Gixxted products are designed for reliability and performance. For specific warranty information regarding your KH109M headset, please refer to the warranty card included in your product packaging or visit the official Gixxted website.

For technical support, troubleshooting assistance, or any product-related inquiries, please contact Gixxted customer service through the contact details provided in your user manual or on the official Gixxted website. Our support team is dedicated to ensuring your satisfaction.

Related Documents - KH109M

	Gixxted A6 Business Bluetooth Headset User Manual Comprehensive user manual for the Gixxted A6 Business Bluetooth Headset, detailing setup, operation, specifications, and safety guidelines. Features noise-canceling microphone and long battery life for business use.
	Gixxted A6 Business Bluetooth Headset User Manual Comprehensive user manual for the Gixxted A6 Business Bluetooth Headset, detailing setup, operation, specifications, and safety guidelines. Features noise-canceling microphone and long battery life for business use.