



[Manuals.plus](#) /

› [DENFOON](#) /

› DENFOON Motorized Zebra Blinds Instruction Manual (Model BM)

DENFOON BM

DENFOON Motorized Zebra Blinds Instruction Manual

Model: BM

[Setup](#)

[Operating Instructions](#)

[Maintenance](#)

[Troubleshooting](#)

[Specifications](#)

[Warranty & Support](#)

INTRODUCTION

This manual provides detailed instructions for the installation, operation, maintenance, and troubleshooting of your DENFOON Motorized Zebra Blinds. These solar-powered, dual-layer automatic shades offer convenient remote control, adjustable light, and enhanced privacy for your windows. Please read this manual thoroughly before use to ensure proper function and longevity of your product.

SETUP AND INSTALLATION

The DENFOON Motorized Zebra Blinds are designed for easy installation, suitable for both residential and business environments.

1. Unpacking and Components

Carefully unpack all components. Ensure the following items are present:

- Motorized Zebra Blind unit
- Remote Control
- Solar Panel (included for charging)
- Mounting Hardware
- Valance
- User Manual (this document)

2. Choosing Mount Type (Inside Mount / Outside Mount)

Determine whether to install the blinds inside the window frame (Inside Mount) or outside the window frame (Outside Mount). Refer to the diagram below for measurement guidelines.

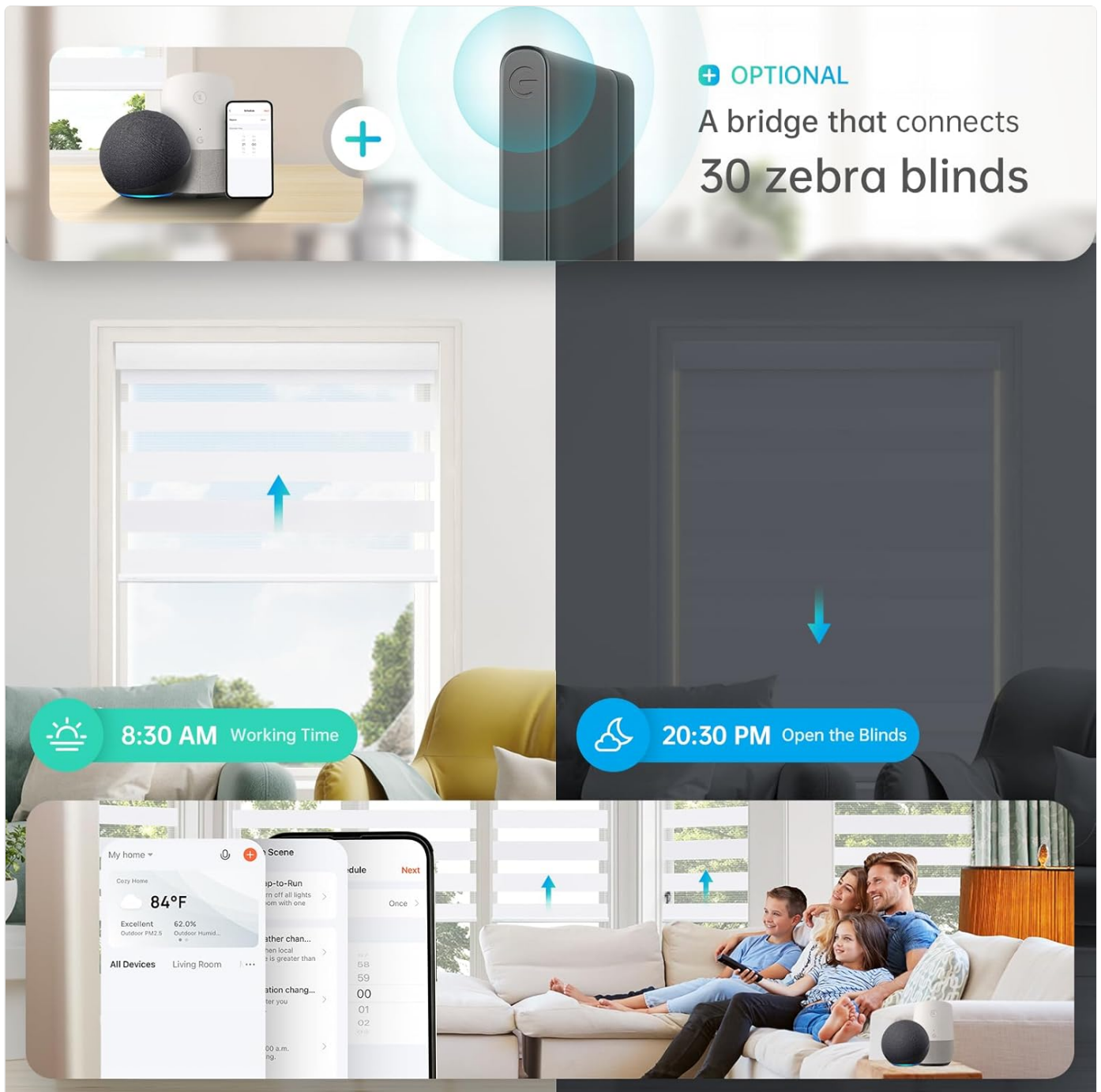


Image: Measurement guidelines for Inside Mount and Outside Mount installations. For Inside Mount, shade width should be \leq window width - 1/4", shade height $>$ window height, and window depth \geq 2 1/2". For Outside Mount, shade width \geq window width + 4", and shade height $>$ window height.

3. Mounting the Blinds

Follow the instructions provided with the mounting hardware to securely attach the blind unit to your window frame or wall. The valance should be installed to ensure a seamless appearance and prevent exposure of the steel tube track.

4. Solar Panel Installation and Charging

The blinds are solar-powered and include a solar panel for automatic charging during the day. Attach the solar panel to your window in a location that receives ample sunlight.



Image: The rechargeable battery unit integrated into the blind and the included solar panel for environmentally friendly charging.

If your window is too high or without an outlet, the solar panel is the recommended charging method. The red light on the blind unit flashes to indicate the need for charging.

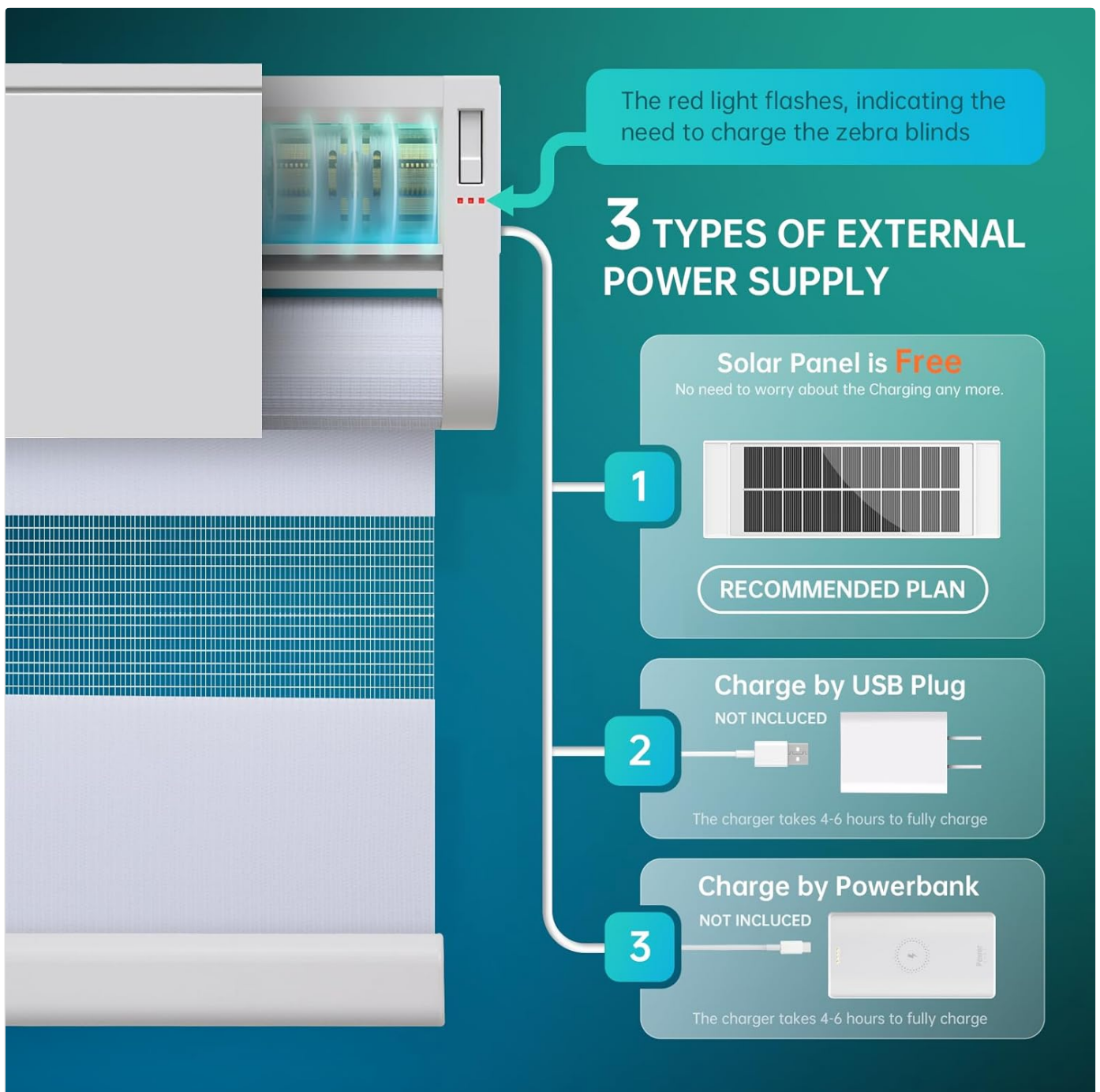


Image: Illustration of charging options: Solar Panel (recommended), USB Plug (not included, 4-6 hours to fully charge), and Powerbank (not included, 4-6 hours to fully charge).

Alternatively, the blinds can be charged via a USB plug or a power bank (not included). Full charging typically takes 4-6 hours using these methods.

OPERATING INSTRUCTIONS

Your DENFOON Motorized Zebra Blinds offer convenient operation via remote control and can be integrated with smart home systems for advanced control.

1. Remote Control Operation

Use the included remote control to adjust the blinds. The remote allows you to raise, lower, and stop the blinds at any desired position.

Your browser does not support the video tag.

Video: Demonstration of remote control operation for the DENFOON Motorized Zebra Blinds, showing how to raise, lower, and adjust the

blinds.

- **Up Button:** Raises the blinds.
- **Down Button:** Lowers the blinds.
- **Stop Button:** Halts the blinds at the current position.
- **Fine-tuning Function:** A 15-channel remote is available (check product information page) to control up to 15 motorized zebra blinds simultaneously.

2. Adjusting Light and Privacy (Dual-Layer Fabric)

The dual-layer fabric consists of alternating sheer and solid sections.

- **Sheer Layer:** Allows light to pass through, creating a soft ambiance.
- **Solid Layer:** Blocks sunlight for privacy and reduced light intrusion.

• Neat Valance

ADJUST THE STOP POINT AT WILL

DETAILS [Show details](#)

64"

72"

• Each shades will come with a free solar panel

UNIT PRICE
~~\$49.99~~ \$0.00

• High Quality Fabric

• Stable Bottom Bar

The advertisement features a large central image of a zebra blind with alternating white and sheer sections. To the left, five callout boxes highlight product features: 'Neat Valance' (top), 'Each shades will come with a free solar panel' (middle-top, including a price tag showing 'UNIT PRICE \$49.99 \$0.00'), 'High Quality Fabric' (middle-bottom), and 'Stable Bottom Bar' (bottom). A large graphic on the right shows the blind in three positions: fully open (sheer), 50% open (alternating), and fully closed (solid). Dimensions of 64" and 72" are indicated for the blind's height in different states. The text 'ADJUST THE STOP POINT AT WILL' is prominently displayed in yellow and white, with a 'DETAILS Show details' link below it.

Image: Visual representation of the blinds in fully open (sheer), 50% open (alternating), and fully closed (solid) positions, illustrating adjustable light control.

3. Smart Home Integration (Optional)

The blinds can be connected to compatible smart home devices (e.g., Smartphone, Alexa) via an optional bridge (not included) for advanced control features.

- **Timing Control:** Schedule blinds to open or close at specific times.
- **Location Control:** Adjust blinds based on your location.
- **Sunrise & Sunset:** Automatically adjust blinds with natural light cycles.
- **Voice Control:** Use voice commands with compatible devices (e.g., "Alexa, open the shades").

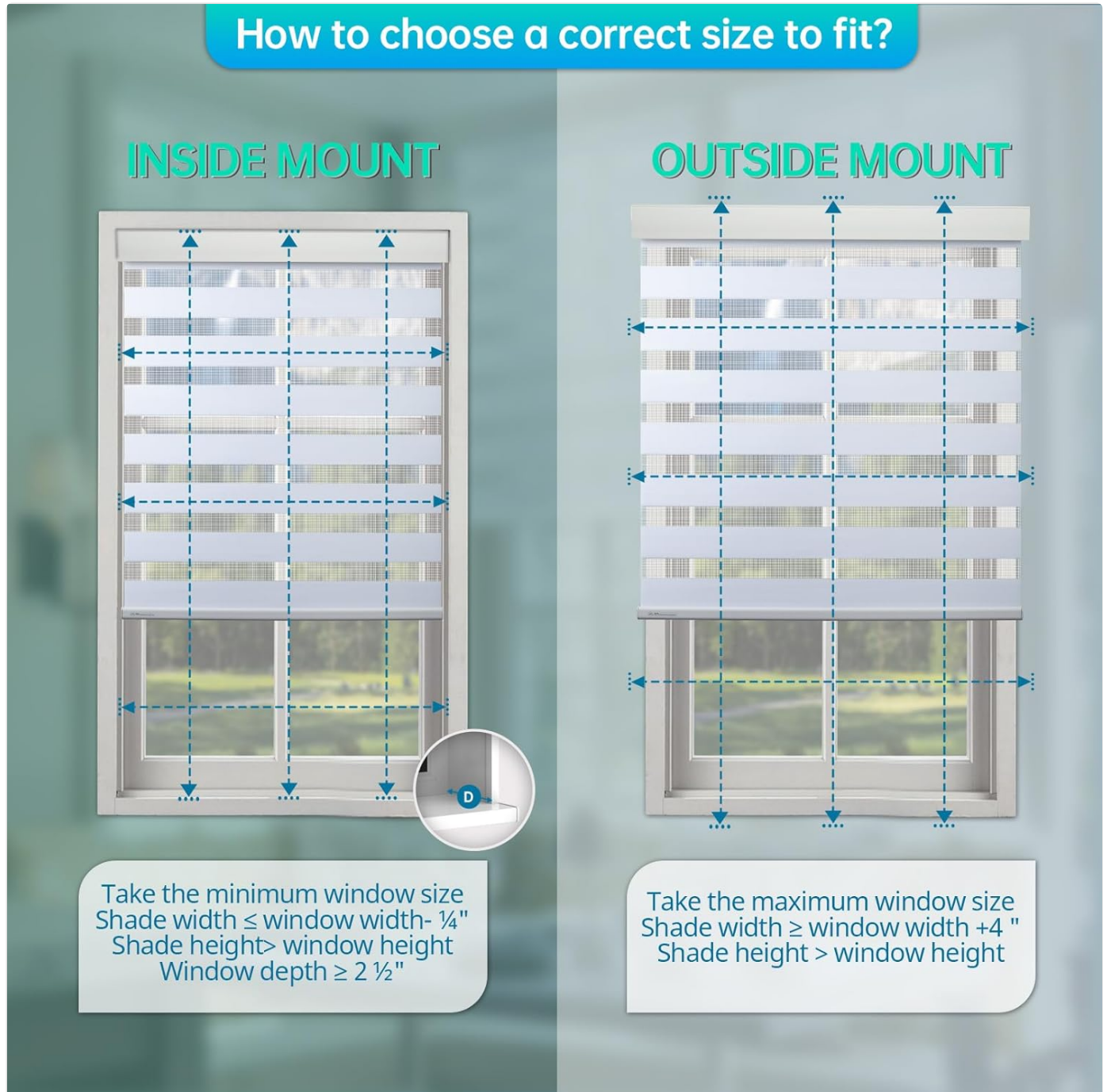


Image: Smart home integration features, including timing control, location control, sunrise/sunset automation, and voice control via devices like Alexa.

MAINTENANCE

Proper maintenance ensures the longevity and optimal performance of your DENFOON Motorized Zebra Blinds.

- **Cleaning:** Use a feather duster to gently remove dust from the fabric. For deeper cleaning, consult a professional blind cleaner or follow fabric-specific cleaning instructions. Avoid harsh chemicals or abrasive materials.
- **Battery:** The solar panel provides continuous charging. If the blinds are not receiving enough sunlight, or if the battery indicator flashes red, charge the blinds using a USB plug or power bank.
- **Motor:** The motor is designed for quiet and efficient operation. If you notice any unusual noises or performance issues, refer to the troubleshooting section or contact customer support.

TROUBLESHOOTING

If you encounter any issues with your motorized zebra blinds, refer to the following common problems and solutions:

Problem	Possible Cause	Solution
Blinds not responding to remote.	Low battery in blinds or remote; remote not paired; obstruction.	Charge blinds via solar panel or USB. Replace remote batteries. Re-pair remote if necessary (refer to remote manual). Check for obstructions.
Blinds move unevenly or stop mid-way.	Obstruction; motor issue; low battery.	Check for obstructions in the track. Ensure blinds are fully charged. If problem persists, contact customer support.
Red light flashing on blind unit.	Low battery.	Charge the blinds using the solar panel or an external power source (USB/power bank).
Blinds not charging via solar panel.	Insufficient sunlight; panel obstructed or dirty; faulty connection.	Ensure solar panel is in direct sunlight and clean. Check cable connection. Use alternative charging methods if needed.

If the issue is not resolved by the above steps, please contact DENFOON customer support.

SPECIFICATIONS

Feature	Detail
Brand	DENFOON
Model Number	BM
Material	Polyester
Color	White
Product Dimensions	72"L x 35"W (for this specific variant)
Opacity	Semi-Sheer
Operation Mode	Automatic
Control Type	Remote
Power Source	Solar Powered, Rechargeable Battery (USB/Power Bank compatible)
Mounting Type	Inside Mount / Outside Mount

Feature	Detail
Additional Features	Motorized, UV Protection, Dual Layer Fabric, Wireless
Included Components	Mounting Hardware, Remote, User Manual, Valance
Item Weight	46.7 Grams

WARRANTY & SUPPORT

For warranty information and customer support, please refer to the official DENFOON website or contact your retailer. Keep your purchase receipt as proof of purchase.

Return Policy: The product typically comes with a 30-day return policy for refund or replacement. Please check with your seller for specific details.

Manufacturer: DENFOON

Contact: Visit the [DENFOON Store on Amazon](#) for more information and support.

