

Homvana H101

Homvana H101 Humidifier User Manual

Model: H101 | Brand: Homvana

1. INTRODUCTION AND OVERVIEW

The Homvana H101 Humidifier is a versatile 3-in-1 device designed to enhance your indoor environment. It functions as a cool mist humidifier, an aromatherapy diffuser, and a mood light, making it ideal for bedrooms, offices, nurseries, and plant care. With its 3.6L capacity and top-fill design, it provides up to 34 hours of continuous operation, ensuring undisturbed sleep with its ultra-quiet 23dB SilentSpray technology. It is BPA-free and features an auto shut-off for safety.



Image: The Homvana H101 Humidifier, showcasing its sleek design with a transparent blue water tank and a white base. The digital display shows "HI" indicating a high mist setting. This image provides a clear view of the product's overall appearance.

2. KEY FEATURES

- **3-in-1 Functionality:** Combines a cool mist humidifier, an aromatherapy diffuser, and a 7-color mood light for comprehensive environmental enhancement.
- **Ultra-Quiet Operation:** Features exclusive SilentSpray technology, operating at less than 23dB, ensuring a peaceful environment for sleep or work. The display-off sleep mode further enhances comfort.
- **Certified Safety:** ETL, FCC, CE, and UKCA certified, guaranteeing 0-Risk and BPA-free humidification. Includes an auto shut-off feature to prevent dry running and fire hazards.
- **Easy Top-Fill & Cleaning:** Designed with a convenient top-filling mechanism and a detachable tank with a wider opening, simplifying refilling and cleaning processes.
- **Aromatherapy Integration:** A built-in essential oil pad allows for easy addition of 2-6 drops of essential oil, diffusing your favorite scents throughout the room.
- **Long Runtime:** The 3.6L tank provides up to 34 hours of continuous cool mist, reducing the frequency of refills.
- **360° Rotatable Dual Nozzles:** Allows for precise direction of mist output, covering an area of up to 377 sq ft.



Image: The humidifier demonstrating its 360° rotatable dual nozzles, providing wide mist coverage for quick dryness relief.




Image: The humidifier operating quietly in a bedroom,

highlighting its 23dB noise level for undisturbed sleep.



Image: The humidifier showcasing its 7-color mood light options, adding ambiance to any room.



Image: A hand adding essential oil to the humidifier's built-in pad, illustrating its aromatherapy function.

3. SETUP

1. **Unpack:** Carefully remove all components from the packaging.
2. **Placement:** Place the humidifier on a flat, stable, and water-resistant surface, away from direct sunlight or heat sources. Ensure it is at least 6 inches away from walls or furniture to allow for proper mist dispersion.
3. **Fill Water Tank:**
 - Remove the top cover of the humidifier.
 - Pour clean, cool tap water directly into the water tank through the large top opening. Do not exceed the "MAX" water level indicator.
 - Replace the top cover securely.

Made to Last Made for the Planet

3 YEARS
WARRANTY

**CLIMATE
PLEDGE
FRIENDLY**



Image: A person pouring water into the top of the Homvana H101 Humidifier, demonstrating the easy top-fill feature.

4. Add Essential Oils (Optional):

- Locate the essential oil tray at the base of the unit.
- Add 2-6 drops of your preferred essential oil onto the built-in pad.
- Close the tray securely.

5. **Connect Power:** Plug the power cord into a suitable electrical outlet.

4. OPERATING INSTRUCTIONS

The Homvana H101 Humidifier features intuitive touch controls on its front panel.

- **Power On/Off:** Touch the power icon () to turn the unit on or off.
- **Mist Level Adjustment:** Touch the mist icon (☁) to cycle through low, medium, and high mist output settings. The current setting will be displayed on the LED screen.
- **Mood Light Control:** Touch the light bulb icon (💡) to activate and cycle through the 7 different mood light colors. Press and hold to turn the light off.
- **Timer Setting:** Touch the timer icon (⌚) to set an automatic shut-off timer. Options typically include 2H, 4H, 6H, 8H, and 10H. The selected time will be displayed.
- **Sleep Mode:** Touch the moon icon (🌙) to activate sleep mode. In this mode, the display lights will turn off, and the humidifier will operate at its quietest setting for undisturbed rest.

Less Filling More Feeling

4 Days*
on a single fill



*Use 8hrs per day at low mist level.

Image: The humidifier highlighting its impressive 34-hour runtime on a single 3.6L fill, ensuring continuous comfort.

5. MAINTENANCE

Regular cleaning is essential to maintain optimal performance and hygiene of your humidifier.

1. Daily Maintenance:

- Unplug the humidifier before cleaning.
- Empty any remaining water from the tank and base.
- Rinse the water tank and base with clean water.
- Wipe down the exterior with a soft, damp cloth.

2. Weekly Cleaning (or every 3-5 days):

- Unplug the unit.
- Remove the top cover and water tank.
- Fill the water tank halfway with water and add 1 teaspoon of white vinegar. Swish the solution around and let it sit for 10-15 minutes to loosen mineral buildup.
- Use the provided cleaning brush to gently clean the atomizer and other hard-to-reach areas in the base.

- Rinse all components thoroughly with clean water until the smell of vinegar is gone.
- Air dry all parts completely before reassembling or storing.



Image: A hand cleaning the interior of the humidifier's water tank, demonstrating the ease of access for thorough cleaning.

3. **Storage:** When not in use for an extended period, clean the unit thoroughly, ensure all parts are dry, and store it in a cool, dry place.

6. TROUBLESHOOTING

Problem	Possible Cause	Solution
No mist output	Low water level; Unit not plugged in; Atomizer dirty.	Refill water tank; Ensure power cord is securely plugged in; Clean the atomizer as per maintenance instructions.
Unusual odor	Stagnant water; Mineral buildup.	Empty and clean the water tank and base regularly; Use distilled water if tap water is hard.
Excessive condensation around unit	High mist output setting; High humidity in room.	Reduce mist output level; Ensure proper room ventilation.

Problem	Possible Cause	Solution
Unit not turning on	No power; Auto shut-off activated (low water).	Check power connection; Refill water tank.

7. SPECIFICATIONS

- **Brand:** Homvana
- **Model Name:** H101
- **Color:** Green
- **Special Features:** Low Water Indicator, Quiet, Auto Shut Off, Aroma Diffuser
- **Filter Type:** Filter Free
- **Operation Mode:** Ultrasonic
- **Water Tank Capacity:** 3.6 Liters
- **Max Runtime:** Up to 34 hours
- **Coverage Area:** Up to 377 Square Feet
- **Noise Level:** Less than 23dB
- **Product Dimensions:** 8.25"D x 7.6"W x 11.25"H
- **Item Weight:** 3.06 pounds
- **Voltage:** 100 Volts (AC)
- **Certifications:** ETL, FCC, CE, UKCA, BPA FREE
- **Care Instructions:** Hand Wash

8. WARRANTY AND SUPPORT


The Homvana H101 Humidifier comes with a **3-Year Warranty**, ensuring peace of mind regarding your purchase.





For further assistance, product information, or to explore other Homvana products, please visit the official Homvana Store on Amazon:

Visit Homvana Store

© 2024 Homvana. All rights reserved.

Related Documents - H101

	<p>Homvana H101 3-in-1 Ultrasonic Humidifier User Manual</p> <p>Comprehensive user manual for the Homvana H101 3-in-1 Ultrasonic Humidifier. Learn about product features, controls, specifications, setup, cleaning, and maintenance. Includes warranty and contact information.</p>
	<p>Homvana H101 Ultrasonic Humidifier User Manual</p> <p>User manual for the Homvana H101 Ultrasonic Humidifier, providing comprehensive instructions on setup, operation, safety, cleaning, maintenance, and troubleshooting.</p>

	<p>Homvana H102 Ultrasonic Humidifier User Manual Homvana</p> <p>Official user manual for the Homvana H102 Ultrasonic Humidifier. Learn about safety precautions, setup, operation, mist control, aromatherapy, cleaning, maintenance, troubleshooting common issues, and warranty details.</p>
	<p>Homvana H101 3-in-1 Ultrasonic Humidifier User Manual</p> <p>Comprehensive user manual for the Homvana H101 3-in-1 Ultrasonic Humidifier. Find setup instructions, operating guides, cleaning procedures, specifications, and troubleshooting tips to optimize your home's humidity.</p>
	<p>Manual del Usuario Homvana H101: Humidificador Ultrasónico</p> <p>Descubra cómo usar y mantener su Humidificador Ultrasónico Homvana H101. Esta guía proporciona instrucciones detalladas sobre seguridad, configuración, limpieza y solución de problemas para un rendimiento óptimo.</p>
	<p>Homvana H101 Ultrasonic Humidifier User Manual: Features, Operation, and Maintenance</p> <p>Comprehensive user manual for the Homvana H101 Ultrasonic Humidifier. Learn about setup, operation, cleaning, troubleshooting, and warranty information for your Homvana humidifier.</p>