

## Harman HKCITAMB700S

# Harman Kardon Citation Multibeam 700 Soundbar User Manual

Model: HKCITAMB700S

## INTRODUCTION

Welcome to the user manual for your Harman Kardon Citation Multibeam 700 Soundbar. This premium audio device combines innovative sound technology with sophisticated design, crafted by Harman Kardon, a leader in high-fidelity sound equipment for over 65 years. This manual provides essential information for setting up, operating, maintaining, and troubleshooting your soundbar to ensure optimal performance and enjoyment.



**Figure 1.1:** The Harman Kardon Citation Multibeam 700 Soundbar system, including the main soundbar unit, a wireless subwoofer, and the remote control. This image showcases the complete audio setup.

## PRODUCT OVERVIEW

The Harman Kardon Citation Multibeam 700 Soundbar is engineered to deliver an immersive audio experience with its advanced features and elegant aesthetics.

- **Differentiated Design:** The Citation Multibeam 700 features a sophisticated design with a mixed wool fabric covering, manufactured by Kvadrat. This material is designed to repel dust and is flame-resistant, ensuring durability and a premium look.



**Figure 2.1:** The soundbar integrated into a modern living space, emphasizing its sleek and differentiated design.

- **Sound Quality and Sophistication:** As a truly premium product, the Citation Multibeam 700 delivers exceptional sound quality, reflecting Harman Kardon's legacy in high-fidelity audio.



**Figure 2.2:** The soundbar positioned to demonstrate its ability to fill a room with sophisticated sound.

- **Bluetooth Streaming:** Citation products can receive Bluetooth signals from smartphones or tablets, allowing you to create an immersive acoustic experience using internet streaming.
- **Intuitive Controls:** Harman Kardon Citation speakers feature aesthetic and easy-to-use color LCD screens for intuitive control.



**Figure 2.3:** A close-up of the soundbar's top panel, illustrating the intuitive controls and display.

- **Plug and Play Connectivity:** With four HDMI inputs and HDMI ARC, the soundbar can connect to virtually any TV, including the most advanced 4K devices.



**Figure 2.4:** The rear panel of the soundbar, displaying the various input ports, including HDMI and HDMI ARC.

## SETUP

---

Follow these steps to set up your Harman Kardon Citation Multibeam 700 Soundbar:

1. **Placement:** Place the soundbar on a stable, flat surface directly in front of your television. Ensure there are no obstructions in front of the soundbar that could block the sound. The soundbar is designed for tabletop mounting.



**Figure 3.1:** Front view of the soundbar, ideal for tabletop placement.

2. **Subwoofer Placement:** Position the wireless subwoofer in a suitable location within the room, ideally near the soundbar, to enhance bass response.



**Figure 3.2:** Top view of the subwoofer, showing its compact design for flexible placement.

3. **Connect to TV (HDMI ARC Recommended):**

- Connect an HDMI cable from the HDMI ARC port on your soundbar to the HDMI ARC port on your TV. This allows audio to be sent from the TV to the soundbar and enables control of the soundbar with your TV remote.
- If your TV does not have an HDMI ARC port, use one of the standard HDMI inputs on the soundbar and connect an optical audio cable from your TV's optical output to the soundbar's optical input (if available).

4. **Power Connection:** Connect the power cables to the soundbar and the subwoofer, then plug them into a wall outlet.

5. **Initial Power On:** Turn on the soundbar using the power button on the unit or the remote control. Follow any on-screen prompts for initial setup.

## OPERATING INSTRUCTIONS

---

Operating your Harman Kardon Citation Multibeam 700 Soundbar is straightforward thanks to its intuitive controls and versatile connectivity options.

- **Power On/Off:** Press the power button on the soundbar or the remote control to turn the unit on or off.
- **Input Selection:** Use the input selection button on the remote or the soundbar's control panel to switch between HDMI inputs, Bluetooth, or other available sources.
- **Volume Control:** Adjust the volume using the volume up/down buttons on the remote or the soundbar.
- **Bluetooth Pairing:**
  - a. Select the Bluetooth input on your soundbar.
  - b. On your smartphone or tablet, enable Bluetooth and search for available devices.
  - c. Select "Harman Kardon Citation Multibeam 700" from the list to pair.
  - d. Once paired, you can stream audio wirelessly from your device.
- **Using the LCD Screen:** Navigate through settings and options using the color LCD screen and accompanying controls on the soundbar. This screen provides visual feedback for input selection, volume levels, and other settings.

## MAINTENANCE

---

Proper maintenance ensures the longevity and optimal performance of your Harman Kardon Citation Multibeam 700 Soundbar.

- **Cleaning:** Use a soft, dry cloth to clean the surfaces of the soundbar and subwoofer. Avoid using liquid cleaners, aerosols, or abrasive cleaning agents, as they may damage the finish or internal components. The Kvadrat fabric is designed to repel dust, but gentle dusting is recommended.
- **Ventilation:** Ensure that the ventilation openings on the soundbar and subwoofer are not blocked. Proper airflow prevents overheating.
- **Storage:** If storing the unit for an extended period, disconnect it from power and store it in a cool, dry place away from direct sunlight and extreme temperatures.
- **Cable Management:** Periodically check all cable connections to ensure they are secure and free from damage.

## TROUBLESHOOTING

---

If you encounter issues with your Harman Kardon Citation Multibeam 700 Soundbar, refer to the following common troubleshooting steps:

Problem	Possible Cause	Solution
No Power	Power cable not connected; Power outlet not working.	Ensure power cables are securely connected to the soundbar/subwoofer and a working power outlet.

Problem	Possible Cause	Solution
No Sound	Incorrect input selected; Volume too low; Cables loose or damaged; TV audio output settings.	<p>Verify the correct input source is selected on the soundbar.</p> <p>Increase the volume on both the soundbar and your TV.</p> <p>Check all audio cables (HDMI, optical) for secure connection and damage.</p> <p>Ensure your TV's audio output is set to external speakers or the correct HDMI ARC setting.</p>
Bluetooth Pairing Issues	Soundbar not in pairing mode; Device too far; Interference.	<p>Ensure the soundbar is in Bluetooth pairing mode.</p> <p>Move your Bluetooth device closer to the soundbar.</p> <p>Try unpairing and re-pairing the device.</p> <p>Restart both the soundbar and your Bluetooth device.</p>
Remote Control Not Working	Dead batteries; Obstruction; Remote sensor blocked.	<p>Replace batteries in the remote control. Ensure there is no obstruction between the remote and the soundbar's sensor.</p>

If the problem persists after trying these solutions, please contact Harman Kardon customer support for further assistance.

## SPECIFICATIONS

Key technical specifications for the Harman Kardon Citation Multibeam 700 Soundbar:

- **Brand:** Harman
- **Model Name:** HKCITAMB700S
- **Mounting Type:** Tabletop Stand
- **Speaker Type:** Soundbar
- **Compatible Devices:** Personal Computer, Notebook, Tablet, Television

## WARRANTY AND SUPPORT





For information regarding product warranty, please refer to the warranty card included with your purchase or visit the official Harman Kardon website.

If you require technical support or have questions not covered in this manual, please contact Harman Kardon customer service. You can typically find contact information on the official brand website or through your retailer.

**Return Policy:** This product is subject to a 30-day refund/replacement return policy. Please check with your retailer for specific details regarding returns and exchanges.

**Online Resources:** For additional support, FAQs, and software updates, visit the official Harman Kardon support page.

Related Documents

	<p><a href="#">Harman Authentics 300 Wireless Speaker EU Declaration of Conformity</a></p> <p>Official EU Declaration of Conformity for the Harman Authentics 300 Wireless Speaker, confirming compliance with RED and RoHS directives.</p>
	<p><a href="#">Harman ENCHANT SUB Wireless Subwoofer FCC &amp; ISED Certification Test Report</a></p> <p>Official FCC and ISED certification test report for the Harman ENCHANT SUB Wireless Subwoofer (Model: ENCHANT SUB, HVIN: SUB2). Details compliance testing by Guangdong Dongdian Testing Service Co., Ltd. against FCC Part 15, RSS-247, and RSS-Gen standards.</p>
	<p><a href="#">HARMAN Install Solutions 2025: Stadium Audio, Video, and Lighting Integration</a></p> <p>Explore HARMAN's comprehensive install solutions for stadiums in 2025, featuring leading brands like JBL, Crown, AMX, and Martin for unparalleled audio, video, and lighting experiences. Discover case studies and software.</p>
	<p><a href="#">Harman JBL Authentics 200 Wireless Speaker EU Declaration of Conformity</a></p> <p>Official EU Declaration of Conformity for the Harman JBL Authentics 200 Wireless Speaker, confirming compliance with relevant EU directives and standards.</p>