

Under Armour 1373718-012

# Under Armour Men's UA Vanish Woven 6" Shorts Instruction Manual

Model: 1373718-012

[Introduction](#)   [Wearing Instructions](#)   [Care & Maintenance](#)   [Specifications](#)   [Support](#)

## 1. INTRODUCTION

This instruction manual provides essential information for the proper use and care of your Under Armour Men's UA Vanish Woven 6" Shorts. These shorts are designed for athletic performance, featuring ultra-lightweight, durable woven fabric that wicks sweat and dries quickly to keep you comfortable during intense workouts. Please read this manual thoroughly to ensure optimal performance and longevity of your product.



Figure 1: Front view of the Under Armour Men's UA Vanish Woven 6" Shorts.

## 2. WEARING INSTRUCTIONS

---

The UA Vanish Woven 6" Shorts are designed for a semi-fitted feel, providing comfort and freedom of movement during physical activity.

### 2.1 Proper Fit

- Ensure the waistband sits comfortably around your waist. The elastic waistband with an internal drawcord allows for minor adjustments.
- The 6-inch inseam provides coverage while allowing for a full range of motion.
- The semi-fitted design means the shorts are not too tight or too loose, optimizing comfort and performance.





Figure 2: Side view of the shorts in use, demonstrating fit and length.

## 2.2 Usage

These shorts are suitable for various athletic activities, including running, training, gym workouts, and other sports where lightweight, moisture-wicking apparel is beneficial. The two hand pockets offer convenient storage for small items.

## 3. CARE AND MAINTENANCE

---

Proper care will extend the life and maintain the performance characteristics of your Under Armour shorts.

### 3.1 Washing Instructions

- **Machine Wash:** Wash in cold water with similar colors.
- **Detergent:** Use a mild detergent. Avoid fabric softeners, as they can clog the fabric's pores and reduce its moisture-wicking properties.
- **Bleach:** Do not bleach.
- **Drying:** Tumble dry low or hang dry for best results. High heat can damage the fabric.
- **Ironing:** Do not iron.
- **Dry Cleaning:** Do not dry clean.





Figure 3: Detail of the waistband, showing the elastic and internal drawcord for adjustment.

## 4. TROUBLESHOOTING

---

While these shorts are designed for durability and performance, minor issues can sometimes arise.

### 4.1 Common Concerns

- **Reduced Moisture Wicking:** If the shorts seem less effective at wicking sweat, ensure you are not using fabric softeners during washing, as these can leave a residue that impairs fabric performance.
- **Fit Issues:** If the shorts feel too loose or too tight, verify you have selected the correct size according to the Under Armour size guide. The internal drawcord can help adjust the waist.
- **Fabric Damage:** Avoid contact with rough surfaces or sharp objects that could snag or tear the fabric. Follow washing instructions carefully to prevent damage from excessive heat.








Figure 4: Detail of the Under Armour logo on the shorts, indicating brand authenticity.

## 5. PRODUCT SPECIFICATIONS

Feature	Detail
Model Number	1373718-012
Material	100% Polyester
Fit	Semi-fitted
Inseam	6 inches
Pockets	2 hand pockets (Slash Pocket style)
Care Instructions	Machine Wash
Origin	Made in the USA or Imported
Department	Men's
First Available	June 27, 2023





Figure 5: Full view of the shorts as part of an athletic outfit.

## 6. WARRANTY AND SUPPORT

---

For information regarding product warranty, returns, or additional support, please refer to the official Under Armour website or contact their customer service.







You can visit the official Under Armour store for more products and support information: [Under Armour Store on Amazon](#).





Figure 6: Detail of the side hem with perforated fabric for enhanced breathability.



	<p><a href="#">Under Armour UAFP03 Bluetooth Pod User Manual</a></p> <p>User manual for the Under Armour UAFP03 Bluetooth low energy pod, detailing features, specifications, and usage instructions for athletic performance analysis in smart shoes.</p>
	<p><a href="#">Under Armour True Wireless Streak Quick Start Guide</a></p> <p>This guide provides quick start instructions for the Under Armour True Wireless Streak headphones, covering pairing, charging, and button commands.</p>
	<p><a href="#">Under Armour Project Rock True Wireless X Headphones by JBL   Sport Earbuds</a></p> <p>Discover the Under Armour Project Rock True Wireless X in-ear sport headphones, engineered by JBL. Featuring UA sweat &amp; waterproof technology, Bionic Hearing, 50-hour battery life, and premium sound for athletes.</p>
	<p><a href="#">Under Armour Baby Shoe Size Guide</a></p> <p>Find the perfect fit for your baby with the Under Armour size guide. Learn how to measure your child's feet accurately and use the provided chart to select the correct shoe size.</p>
	<p><a href="#">Under Armour JBL Sport Wireless React Earphones: Secure-Fitting. Waterproof</a></p> <p>Discover the Under Armour JBL Sport Wireless React wireless sport earphones. Featuring UA Storm waterproof technology (IPX7), Bionic Hearing for awareness, 9-hour battery life, secure Sport Flex Fit ear tips, and JBL Charged Sound. Engineered for athletes, these earbuds provide motivation and safety during workouts.</p>
	<p><a href="#">Malmbergs Evon Pro WiFi/Bluetooth/4G EV Charging Station Installation and User Manual</a></p> <p>Comprehensive guide for the Malmbergs Evon Pro WiFi/Bluetooth/4G EV charging station, covering safety, installation, technical specifications, operation, and troubleshooting. This manual provides detailed instructions for commercial use.</p>

