

Miyavix OMSANWAYP501D/12

Miyavix OverLay Magic Protective Film User Manual

For Sanway 5-inch Portable Motorcycle GPS Navigation P501-D

Model: OMSANWAYP501D/12

1. PRODUCT OVERVIEW

The Miyavix OverLay Magic protective film is specifically designed to safeguard the screen of your Sanway 5-inch Portable Motorcycle GPS Navigation P501-D. This high-quality film offers advanced protection against scratches, fingerprints, and air bubbles, ensuring your device's display remains clear and functional.

Key features include a unique self-healing property that minimizes the appearance of minor scratches and an anti-fingerprint coating for a consistently clean screen. Manufactured in Japan, this film provides reliable and durable screen protection.



Image: Miyavix OverLay Magic protective film and its retail packaging.

2. FEATURES

- **Self-Healing Function:** The film incorporates a special NAR layer that naturally repairs minor scratches and scuffs over time, maintaining screen clarity.
- **Anti-Fingerprint Coating:** A durable coating resists fingerprints and smudges, making the screen easier to clean and keeping it looking pristine.
- **Anti-Bubble Application:** Designed with a self-adhesive layer that minimizes air bubbles during installation, allowing for a smooth and clean application.
- **High Transparency:** Ensures optimal screen visibility and maintains the original display quality of your GPS device.
- **Made in Japan:** Produced with high-quality domestic materials and manufacturing processes, ensuring reliability and durability.

キズ修復・耐指紋タイプ！

OverLay Magic®

擦り傷を修復する

キズ修復
耐指紋タイプ

キズ修復
タイプ
保護シート

修復前	修復後
	

自己修復機能



指紋がつきにくい

耐指紋
コーティング



液晶
本体
保護

自己吸着
貼り付け簡単



Image: Overview of the film's self-healing and anti-fingerprint properties.

傷修復機能搭載で いつでもキレイ



NAR層

シート表面の擦り傷を自然と修復してくれる傷修復機能を搭載
指紋が目立たず、ついた指紋が拭き取りやすい耐指紋コーティング

PET基材

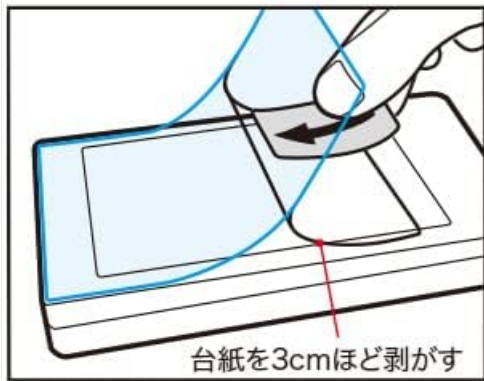

高精細なスクリーンの発色を妨げない

吸着層

自己吸着タイプで、簡単に貼り付けることが可能

Image: Detailed illustration of the film's layered construction, including the NAR layer, PET base, and adhesive layer.

傷を修復するキズ修復&耐指紋タイプ!



自己吸着型保護シート

自己吸着タイプなので、貼り付けに両面テープや接着剤は必要なし!
どなたでも簡単・綺麗に貼り付けることができます。

*詳しい貼り付け方法は、商品パッケージに記載の【貼り付け方】をご参照願います。

Image: Visual comparison demonstrating the film's scratch repair capability, showing a scratched surface before and after repair.

3. PACKAGE CONTENTS

The package for the Miyavix OverLay Magic protective film typically includes:

- 1 x Miyavix OverLay Magic Protective Film
- 1 x Cleaning Cloth

商品内容



オリジナルパッケージ



フィルム本体



クリーニングクロス

※機種や素材によって、フィルムの形が異なります。
※商品によっては、同梱しているものが異なります。

Image: The protective film, original packaging, and cleaning cloth included in the package.

4. INSTALLATION GUIDE

Follow these steps for optimal application of your protective film:

- Clean the Device Screen:** Use the provided cleaning cloth to thoroughly wipe the screen of your Sanway GPS device. Ensure there is no dust, dirt, or smudges. A clean screen is crucial for bubble-free application.
- Peel the Backing:** Carefully peel off approximately 3 cm (about 1.2 inches) of the backing paper from one end of the protective film. Avoid touching the adhesive side.
- Align the Film:** Align the exposed adhesive edge of the film with the corresponding edge of your GPS device's screen. Ensure precise alignment with all cutouts and edges.
- Apply Gradually:** Slowly and steadily lower the rest of the film onto the screen while simultaneously peeling off the remaining backing paper. Use a soft card (not included) or your finger wrapped in the cleaning cloth to gently press down the film, pushing out any air bubbles as you go.
- Remove Remaining Bubbles:** If any small bubbles remain, gently push them towards the nearest edge using the cleaning cloth. The self-adhesive nature of the film helps minimize bubbles.
- Final Check:** Once applied, ensure the film is securely adhered and the screen is clear.

Important Note: This film is designed to cover the flat surface of the screen. If your device has curved edges, the film may not extend to the very edge of the curve. The GPS device itself is not included with the film.



キズ修復・耐指紋タイプ

※対応機器本体は含まれません

Image: The protective film correctly applied to the Sanway 5-inch Portable Motorcycle GPS Navigation P501-D.

ご購入の前に、ご確認ください。

- ・商品ページ掲載の画像の赤枠(または緑枠)が、保護フィルムの形状となります。
※一部端末の保護フィルムは全面保護ではございません。
- ・対応機器本体は販売しておりません。




Image: Illustration clarifying that the film covers the flat screen area and the device is sold separately.

5. CARE AND MAINTENANCE

To ensure the longevity and effectiveness of your Miyavix OverLay Magic protective film, follow these care guidelines:

- **Cleaning:** Use the provided cleaning cloth or a soft, lint-free cloth to wipe the film. For stubborn smudges, slightly dampen the cloth with water.
- **Avoid Harsh Chemicals:** Do not use abrasive cleaners, alcohol, or chemical solvents on the film, as these can damage the coating and affect its performance.
- **Self-Healing:** The film's self-healing properties work best on minor scratches. Allow time for the film to repair itself.

6. TROUBLESHOOTING

- **Air Bubbles After Installation:** Small bubbles can often be pushed out to the edges using a soft cloth or a credit card wrapped in a cloth. For very small bubbles, they may dissipate naturally over 24-48 hours due to the film's adhesive properties.
- **Scratches Not Disappearing:** While the film has self-healing properties, it is designed for minor scratches and scuffs. Deep scratches or cuts that excessively abrade the film's surface may not fully repair.
- **Fingerprint Recognition Issues:** If your device uses fingerprint recognition, it is recommended to re-register your fingerprints after applying the film to improve recognition accuracy.

7. SPECIFICATIONS

Attribute	Detail
Brand	Miyavix
Model Number	OMSANWAYP501D/12
Compatibility	Sanway 5-inch Portable Motorcycle GPS Navigation P501-D
Product Dimensions	17 x 10 x 1 cm
Product Weight	10 g
Special Features	Scratch Repair, Anti-Fingerprint, Anti-Bubble
Manufacturing Origin	Japan

8. WARRANTY AND SUPPORT

Miyavix offers support for its products. This protective film is eligible for an application failure replacement service. If you encounter issues during the installation process, please refer to the seller's information for details on how to utilize this service.



Images: Information regarding support services, including application failure replacement.

