

**DOOGEE DOOGEE S110**

# DOOGEE S110 Rugged Smartphone

## USER MANUAL

### Product Overview

---

The DOOGEE S110 is a robust and high-performance rugged smartphone designed for durability and extensive use. It features a large battery, advanced camera system, and a unique rear display for enhanced convenience.



Front and rear view of the DOOGEE S110 Rugged Smartphone, highlighting its robust design and rear display.

- **Powerful Performance:** Equipped with 22GB RAM (12GB fixed + 10GB virtual) and 256GB ROM, expandable up to 2TB via TF card, powered by a 6nm chipset clocked at up to 2.2GHz.
- **Long-lasting Battery:** Features a 10800mAh battery with 66W super fast charging, providing up to 960 hours standby time and 45 hours talk time. Supports reverse charging.
- **Innovative Rear Display:** A 1.09-inch rear display for quick access to functions like battery level, music playback, and call management.

- **Advanced Camera System:** Includes a 50MP main camera, 32MP front camera, and a 24MP night vision camera for versatile photography.
- **Rugged Durability:** IP68/IP69K waterproof, dust-resistant, and MIL-STD-810H certified for drop resistance up to 1.5 meters.
- **Connectivity:** Supports Dual Nano SIM, NFC for Google Pay, Wi-Fi 2.4G/5G, Bluetooth 5.2, and multiple positioning modes (GPS, Glonass, Galileo, Beidou).

## Setup Guide

---

### 1. Inserting SIM Cards and TF Card

The DOOGEE S110 supports two Nano SIM cards or one Nano SIM card and one TF (microSD) card for expanded storage.

1. Locate the SIM card tray on the side of the device.
2. Use the provided SIM ejector tool to open the tray.
3. Carefully place your Nano SIM card(s) and/or TF card into the designated slots on the tray. Ensure the gold contacts are facing down.
4. Gently push the tray back into the device until it is flush.

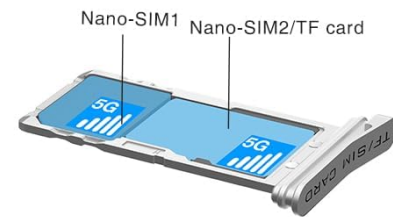
## Ultra-fast

Smooth Functional Connected



## Dual SIM 4G

WiFi 2.4G/5G



## NFC & Google Pay



## GPS+Galileo Beidou+GLONASS



## HiRes Dual Speaker



## Headset-Free FM Radio



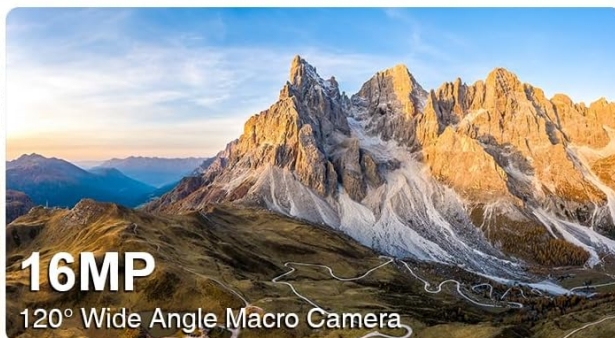

Illustration of inserting Nano SIM cards and a TF card into the DOOGEE S110's card tray.

## 2. Initial Charging and Power On

Before first use, it is recommended to fully charge the device.

1. Connect the USB Type-C cable to the charging port at the bottom of the phone.
2. Connect the other end of the cable to the 66W fast charger and plug it into a power outlet.
3. Allow the phone to charge until the battery indicator shows 100%.
4. To power on, press and hold the Power button (located on the side) until the DOOGEE logo appears on the screen.







**32MP**  
Clear Front Camera



**24MP**  
infrared sensors  
Night Vision



**50MP**  
IMX766 Main Rear Camera



**16MP**  
120° Wide Angle  
Macro Camera



The DOOGEE S110 connected to its 66W fast charger, illustrating the rapid charging capability.

## Operating Instructions

### Display and Interaction

The DOOGEE S110 features a 6.6-inch FHD+ display with a 120Hz refresh rate for smooth visuals. It is protected by Corning Gorilla Glass.

# 6.58" FHD+ Corning gorilla glass IPS Waterdrop Screen



**2408\*1080**  
FHD+Resolution



**85%**  
Screen-to-body ratios



**480 cd/ m²**  
Brightness



**120Hz**  
Refresh rate



The vibrant 6.6-inch FHD+ display of the DOOGEE S110, showcasing its visual quality.

## Camera Functions

Capture high-quality photos and videos with the versatile camera system.

- **50MP Main Camera:** For detailed and clear images in various lighting conditions.
- **32MP Front Camera:** Ideal for selfies and video calls.
- **24MP Night Vision Camera:** Utilizes infrared sensors to capture clear images in complete darkness.



# Massive Battery For All-day Use

66w Type C For Fast Charging



**OTG**  
Reverse Charging



**960H**  
Standby



**50H**  
Calling



**60H**  
Music



**28H**  
Video



An overview of the DOOGEE S110's camera capabilities, including the 50MP main, 32MP front, and 24MP night vision cameras.

## Using the Innovative Rear Display

The 1.09-inch rear display provides quick access to essential information and controls without needing to activate the main screen.

- **Wake Up:** Double-click the rear display, flip the phone, or synchronize with the main screen to activate it.
- **Functions:** Check battery level, manage music playback, view incoming call reminders, and capture quick photos.

# The Industry-Leading Technology for Rear Display

Personalized outdoor operating experience



Check battery level



Accept/cancel call



Cancel/snooze out the alarm



Play/pause/switch music



Notifications & reminders



Quick photo capture

The DOOGEE S110's innovative rear display showing various functions like battery check, music control, and call management.

## Connectivity Features

The S110 offers robust connectivity options for seamless communication and navigation.

- **NFC:** For contactless payments via Google Pay and quick data transfer.
- **Dual SIM 4G:** Supports two Nano SIM cards for flexible network usage.
- **Wi-Fi:** Supports 2.4G/5G for fast internet access.
- **GPS:** Integrated GPS, GLONASS, Galileo, and Beidou for accurate positioning.

## Maintenance

The DOOGEE S110 is built to withstand harsh environments, but proper maintenance ensures its longevity.





**MIL-STD-810H**

1.5M Drop-proof



**IP68**

Waterproof

30 minutes

1.5m deep



**IP69K**

Dustproof 360°

Visual representation of the DOOGEE S110's MIL-STD-810H, IP68, and IP69K ratings, demonstrating its durability against drops, water, and dust.

- **Cleaning:** Wipe the device with a soft, damp cloth. Avoid using harsh chemicals or abrasive materials.
- **Port Protection:** Ensure all port covers (USB-C, SIM tray) are securely closed to maintain water and dust resistance, especially before exposure to liquids or dusty environments.
- **Temperature:** Avoid exposing the phone to extreme temperatures (very hot or very cold) for prolonged periods, as this can affect battery life and internal components.
- **Impact:** While rugged, avoid unnecessary drops or impacts. The MIL-STD-810H rating provides protection but is not a guarantee against all damage.

## Troubleshooting

This section addresses common issues you might encounter with your DOOGEE S110.

- **Device Not Powering On:** Ensure the battery is charged. Connect to the charger and wait a few minutes before attempting to power on again. If unresponsive, try a forced restart by holding the Power button for 10-15 seconds.

- **Poor Signal/Connectivity:** Check if SIM cards are correctly inserted. Ensure you are within network coverage. Try toggling Airplane Mode on and off. If issues persist, contact your carrier.
- **Apps Crashing/Slow Performance:** Close background applications. Clear app cache (Settings > Apps > [App Name] > Storage > Clear Cache). Restart the device. Ensure sufficient storage space is available.
- **Battery Draining Quickly:** Reduce screen brightness. Disable unused features like Wi-Fi, Bluetooth, GPS when not needed. Limit background app refresh. Check battery usage in settings to identify power-hungry apps.
- **Rear Display Not Responding:** Ensure the main screen is active or try double-tapping the rear display. Check for any system updates that might resolve software glitches.

For persistent issues, consider performing a factory reset (backup your data first) or contact customer support.

## Specifications

Feature	Detail
Model Name	DOOGEE S110
Operating System	Android 13.0
RAM Memory Installed Size	22 GB (12GB + 10GB Virtual)
Memory Storage Capacity	256 GB (Expandable up to 2TB TF)
Screen Size	6.58 Inches
Resolution	1920 x 1080 (FHD+)
Refresh Rate	120Hz
CPU Speed	2.2 GHz
Battery Capacity	10800 Milliamp Hours
Charging	66W Fast Charging
Main Camera	50MP
Front Camera	32MP
Night Vision Camera	24MP
Rear Display	1.09 inches
Durability Ratings	IP68, IP69K, MIL-STD-810H
Connectivity	NFC, Wi-Fi, Bluetooth, GPS
Item Weight	1.57 pounds

## Warranty and Support

DOOGEE is committed to providing excellent customer service and support for your S110 Rugged Smartphone.

- **2-Year Warranty:** The DOOGEE S110 comes with a 2-year limited warranty covering manufacturing defects.

- **30-Day Money Back Guarantee:** Enjoy a 30-day money-back guarantee and free return policy.
- **24/7 Technical Support:** Access to 24/7 online technical support for any queries or assistance you may need.

For warranty claims or technical assistance, please visit the official DOOGEE support website or contact their customer service team directly.

© 2024 DOOGEE. All rights reserved.

## Documents - DOOGEE – DOOGEE S110



[\[pdf\]](#)

zkrácená verze návodu k obsluze pro Mobilní telefon Doogee S110 NÁVOD K OBSLUZE Databáze  
návodů v češtině mobilni doogee s110 120760 locked navod cz preview 121 |||

S110 Series Contents English 02 Franais 09 Deutsche 14 Italiano 19 Espaol 24 29  
Portugus 34 39 Polskie 44 49 54 Magyar 59 Nederlands 64 69 75 01 1 2 02 Obsah je  
uzamcen Dokoncete, prosm, proces objednvky. Nsledn budete mt pstup k celmu  
dokumentu. Proc je dokument uzam...

lang:hr score:19 filesize: 484.45 K page\_count: 4 document date: 2023-11-09



[\[pdf\]](#)

mobilni telefon doogee s110 120759 locked navod k obsluze cz preview 121 |||

S110 Series Contents English 02 Franais 09 Deutsche 14 Italiano 19 Espaol 24 29  
Portugus 34 39 Polskie 44 49 54 Magyar 59 Nederlands 64 69 75 01 1 2 02 Obsah je  
uzamcen Dokoncete, prosm, proces objednvky. Nsledn budete mt pstup k celmu  
dokumentu. Proc je dokument uzam...

lang:hr score:18 filesize: 484.45 K page\_count: 4 document date: 2023-11-09