

Manuals+

[Q & A](#) | [Deep Search](#) | [Upload](#)

[manuals.plus](#) /

› [PETLIBRO](#) /

› [PETLIBRO Automatic Cat Feeder, Wi-Fi Rechargeable Cats Food Dispenser Battery-Operated with 30-Day Life, AIR 2.4G Wi-Fi Timed Pet Feeder for Cats & Dogs, 2L Auto Cat Feeder, Black 2L-with WiFi Black](#)

PETLIBRO PLAF108

PETLIBRO Automatic Cat Feeder

Model: PLAF108 | Brand: PETLIBRO

INTRODUCTION

The PETLIBRO Automatic Cat Feeder is an innovative solution designed to simplify pet feeding and ensure your beloved companions receive their meals consistently and on time. This Wi-Fi enabled feeder offers intelligent control through a dedicated mobile application, allowing for customized feeding schedules and remote management. Its rechargeable battery provides extended operation, offering flexibility in placement without being tethered to a power outlet. The feeder is built with convenience and pet well-being in mind, featuring a secure design to prevent overeating and easy-to-clean components for optimal hygiene.



The PETLIBRO Automatic Cat Feeder, showcasing its sleek design, accompanying mobile app interface, and an indicator for its rechargeable battery.

What's in the Box

Upon unboxing your PETLIBRO Automatic Cat Feeder, please ensure all the following components are present:

- WiFi automatic pet feeder (main unit)
- Stainless Steel Bowl
- Charger
- User Manual
- Quick Guide

SETUP

Physical Setup

1. **Assemble the Feeder:** Place the stainless steel bowl into its designated slot at the base of the feeder. Ensure it is securely seated.
2. **Charge the Battery:** Before first use, fully charge the feeder's built-in rechargeable lithium battery. A full charge takes approximately 8 hours and provides up to 30 days of battery life. Connect the charger to the feeder and a power outlet.
3. **Choose Placement:** Thanks to its cordless design, the feeder offers flexible placement options. Position it in a suitable indoor location, ensuring it is within range of your 2.4GHz Wi-Fi network.
4. **Fill the Food Tank:** Open the lid on top of the feeder. Pour dry kibble (with a diameter of 2-15mm) into the food tank. Close the lid securely, ensuring it is locked to prevent spills and maintain food freshness.

Spill-proof design

Keep pet food secure even if the feeder topples over



The cordless design allows for flexible placement of the feeder in various areas of your home, suitable for multi-pet environments.

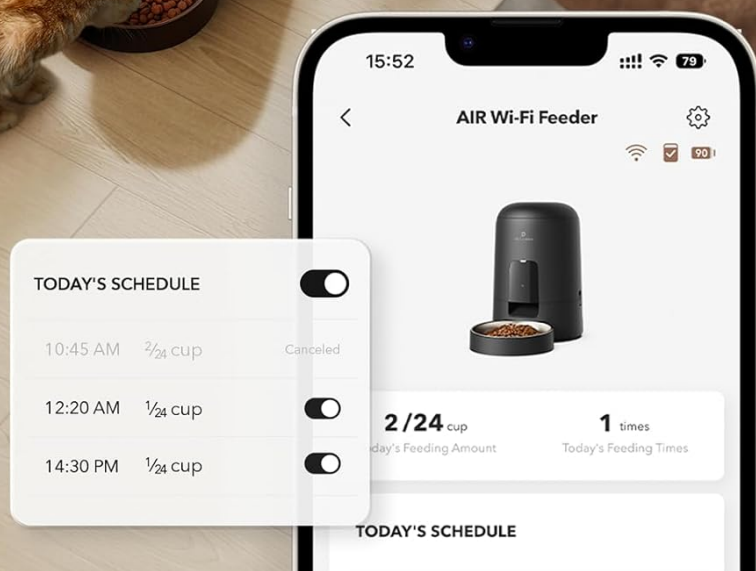
App Setup and Wi-Fi Connection

1. **Download the App:** Search for and download the "PETLIBRO" mobile app from your device's app store.
2. **Create an Account:** Follow the in-app instructions to create a new user account or log in if you already have one.
3. **Add Device:** In the app, select the option to add a new device. Follow the on-screen prompts to connect your feeder to your home Wi-Fi network. **Important: The feeder only supports 2.4GHz Wi-Fi networks.**
4. **Confirm Connection:** Once connected, the app will confirm successful pairing. You can now control and monitor your feeder remotely.

Personalized, smart feeding

Customize feeding easily with the PETLIBRO app

Note:
2.4GHz only



Customize feeding schedules easily with the PETLIBRO app for personalized, smart feeding.

OPERATING INSTRUCTIONS


Scheduling Feeds

The PETLIBRO app allows you to create and manage a customized feeding schedule for your pet:

- Open the PETLIBRO app and select your feeder.
- Navigate to the "Schedule" section.
- Add new feeding times, specifying the hour and minute for each meal.
- Set the portion size for each meal. The feeder dispenses in units of 1/24 cup. You can set up to 10 meals per day, with a maximum of 2/3 cups per meal.
- Save your schedule. The feeder will automatically dispense food at the programmed times.

Fresh food delivered on-time

Scheduled feeding for a happy pet



Ensure fresh food is delivered on-time with scheduled feeding for a happy pet.


Manual Feeding

You can also dispense food instantly outside of the scheduled times:

- Open the PETLIBRO app and select your feeder.
- Look for the "Feed Now" or "Manual Feed" option.
- Select the desired portion size and confirm to dispense food immediately.

Remote pet feeding

Feed or monitor your pets with just one tap



Feed or monitor your pets with just one tap using the remote pet feeding feature.

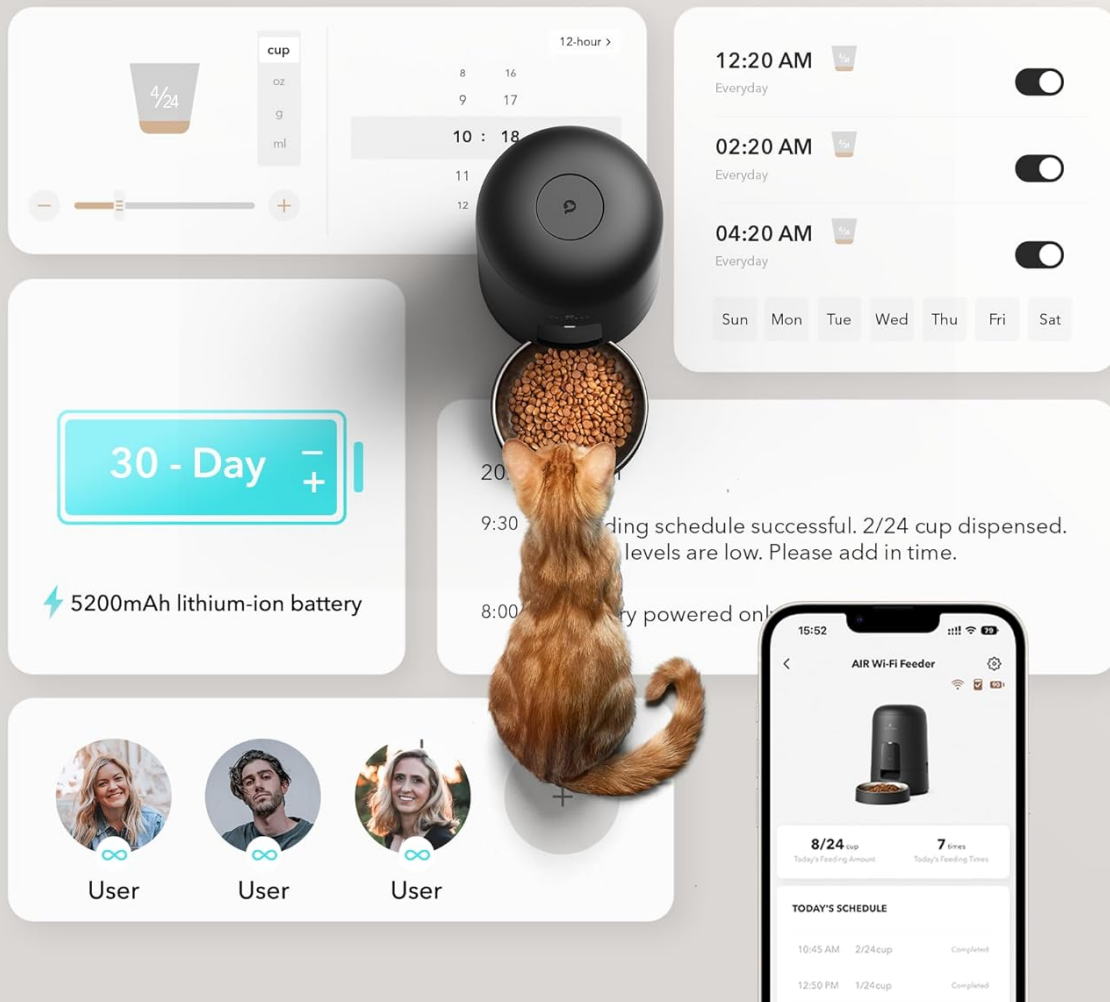
App Features and Notifications

The PETLIBRO app provides comprehensive control and monitoring capabilities:

- **Feeding Logs:** Review a detailed history of all dispensed meals, including time and portion size.
- **Notifications:** Receive real-time alerts for important events such as low food levels, low battery power, or any operational anomalies.
- **24/7 Wireless Connectivity:** The feeder maintains a stable wireless connection, even during power outages, thanks to its built-in rechargeable battery, ensuring emergency feeding and continuous functionality.
- **Multi-User Access:** Share access to the feeder's app functionality with up to 5 users simultaneously, ideal for multi-person households.

Rechargeable battery and 24/7 app access

Seamless wireless functionality



The feeder offers rechargeable battery operation and 24/7 app access for seamless wireless functionality.

MAINTENANCE

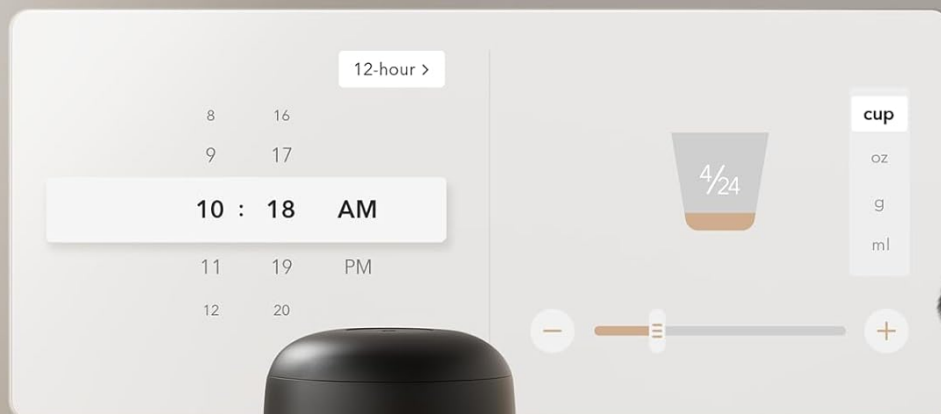
Cleaning

Regular cleaning ensures the longevity and hygiene of your feeder. The PETLIBRO feeder is designed for easy disassembly and maintenance:

- **Disassembly:** The feeder can be completely disassembled in three simple steps for thorough cleaning.
- **Washable Parts:** The stainless steel bowl and the food tank are detachable and can be washed with water and mild detergent.
- **Non-Washable Parts:** **Do not wash the main machine base with water.** Wipe it clean with a damp cloth.
- **Drying:** Ensure all parts are completely dry before reassembling the feeder and refilling with food.

Fresh food delivered on-time

Scheduled feeding for a happy pet



*Maximum of 2/3 cups per meal, 0-10 meals/day

Cleaning is made simple with easy maintenance and detachable components. Remember: Do not wash the base.

Battery Charging

To maintain optimal performance, charge the feeder's battery when the app indicates a low battery level. A full charge takes approximately 8 hours and provides up to 30 days of operation, depending on usage.

TROUBLESHOOTING

If you encounter issues with your PETLIBRO Automatic Cat Feeder, please refer to the following common solutions:

- **Feeder Not Connecting to Wi-Fi:** Ensure your Wi-Fi network is 2.4GHz. The feeder does not support 5GHz networks. Check your router settings or contact your internet service provider for assistance.
- **Food Not Dispensing:** Verify that the food tank is not empty and that the kibble size is within the recommended range (2-15mm). Larger kibble or wet food can cause jamming. Check for any obstructions in the dispensing mechanism.

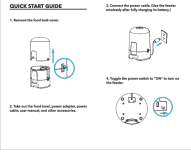
- **Pet Overeating/Accessing Food:** Ensure the lid is securely locked. The feeder features a press-to-lock lid designed to prevent pets from accessing food outside of scheduled times.
- **Battery Life Shorter Than Expected:** Ensure the battery is fully charged (8 hours). Frequent manual feeds or poor Wi-Fi signal strength can impact battery life.
- **General Malfunction:** Try restarting the feeder by turning it off and on. If the issue persists, refer to the detailed troubleshooting section in the full User Manual (PDF) available online or contact PETLIBRO customer support.

SPECIFICATIONS

Model Number	PLAF108
Item Weight	3.63 pounds
Item Dimensions (LxWxH)	11.42 x 7.68 x 7.68 inches
Material	Stainless Steel, Acrylonitrile Butadiene Styrene
Color	Black
Size	2L-with WiFi
Power Source	Rechargeable Battery (30-day life, 8-hour charge)
Wi-Fi Connectivity	2.4GHz only
Recommended Kibble Size	2-15mm

WARRANTY AND SUPPORT

The PETLIBRO Automatic Cat Feeder comes with a **24 Months Warranty** from the date of purchase. For warranty claims, technical support, or any inquiries not covered in this manual, please contact PETLIBRO customer service. You can also refer to the comprehensive [User Guide \(PDF\)](#) for more detailed information and instructions.

 <p>QUICK START GUIDE</p> <p>1. Remove the food bowl cover</p> <p>2. Connect the power supply. Turn the power switch on the back of the feeder.</p> <p>3. Add food. The feeder will automatically dispense food when the pet is hungry.</p> <p>4. Download the app and connect to the WiFi network.</p> <p>5. Set the feeding schedule and portion size.</p>	<p>PETLIBRO Air WiFi Automatic Pet Feeder PLAF108 Quick Start Guide</p> <p>A concise guide to setting up your PETLIBRO Air WiFi Automatic Pet Feeder (PLAF108). Learn how to assemble, power on, add food, connect to the app, and schedule feedings for your pet.</p>
<p>User Manual of Product 1:</p> <p>PETLIBRO Automatic Cat Food Dispenser. Automatic Cat Feeder. Battery Operated with 180-Day Battery Life. APP Pet Feeder for Cat & Dog. Timed Cat Feeder Program 1-6 Meals Control. 3L Auto Cat Feeder.</p> <p>User Manual of Product 2:</p> <p>PETLIBRO Automatic Cat Food Dispenser. Automatic Cat Feeder. Battery Operated with 180-Day Battery Life. APP Pet Feeder for Cat & Dog. Timed Cat Feeder Program 1-6 Meals Control. 3L Auto Cat Feeder.</p>	<p>PETLIBRO AIR Automatic Pet Feeder User Manual</p> <p>Comprehensive user manual for the PETLIBRO AIR Automatic Pet Feeder, detailing setup, operation, meal settings, maintenance, troubleshooting, and safety guidelines for pet owners.</p>
<p>User Manual of Product 1:</p> <p>PETLIBRO Automatic Cat Food Dispenser. Automatic Cat Feeder. Battery Operated with 180-Day Battery Life. APP Pet Feeder for Cat & Dog. Timed Cat Feeder Program 1-6 Meals Control. 3L Auto Cat Feeder.</p> <p>User Manual of Product 2:</p> <p>PETLIBRO Automatic Cat Food Dispenser. Automatic Cat Feeder. Battery Operated with 180-Day Battery Life. APP Pet Feeder for Cat & Dog. Timed Cat Feeder Program 1-6 Meals Control. 3L Auto Cat Feeder.</p>	<p>PETLIBRO AIR Automatic Pet Feeder User Manual - Setup, Operation, and Troubleshooting</p> <p>Comprehensive user manual for the PETLIBRO AIR Automatic Pet Feeder (Model PLAF008). Learn about setup, time and meal settings, manual feeding, indicators, cleaning, troubleshooting, specifications, safety, and warranty.</p>
	<p>PETLIBRO Air WiFi Feeder User Manual</p> <p>User manual for the PETLIBRO Air WiFi Feeder (Model PLAF108), detailing product features, setup instructions, operation, specifications, safety guidelines, and warranty information.</p>
	<p>PETLIBRO Granary Automatic Pet Feeder PLAF103 User Manual - WiFi Control 3L/5L</p> <p>Comprehensive user manual for the PETLIBRO Granary Automatic Pet Feeder (PLAF103) with WiFi control, available in 3L and 5L capacities. Includes setup, app control, care, troubleshooting, specifications, and safety guidelines for optimal pet feeding.</p>
<p>User Manual of Product 1:</p> <p>PETLIBRO Automatic Cat Feeder for Two Cats. 5L Dry Food Dispenser with Splitter and Two Stainless Bowls. No Need Call and Timer Setting. 50 Portions 6 Meals Per Day for Cat and Dog/Dog.</p>	<p>PETLIBRO Automatic Cat Feeder User Manual (PLAF005/PLAF006) - Setup, Operation, and Care</p> <p>User manual for the PETLIBRO Automatic Cat Feeder (Model PLAF005/PLAF006), a 5L dry food dispenser designed for two cats or dogs. It features a splitter, two stainless steel bowls, a 10-second meal call, timer settings, and capacity for 50 portions across 6 meals per day. The manual covers safety guidelines, product overview, operation instructions, cleaning, and troubleshooting.</p>