

Ballu NCA2-4.0EF-WHITE

Ballu Mica Infrared Space Heater

MODEL: NCA2-4.0EF-WHITE

Brand: Ballu

1. Introduction

The Ballu Mica Infrared Space Heater, Model NCA2-4.0EF-WHITE, is designed to provide efficient and comfortable heating for indoor spaces. Utilizing mica far-infrared and aerodynamic principles, it promotes natural air circulation for both convection and infrared heating, ensuring quiet operation without drying out the air. This 1500W heater features a digital thermostat, remote control, and smart control options for enhanced user convenience.

2. Important Safety Instructions

WARNING: To reduce the risk of fire, electric shock, or injury, read and understand all instructions before using this appliance.

- Always plug heaters directly into a wall outlet/receptacle. Never use with an extension cord or relocatable power tap (outlet/power strip).
- Do not operate any heater with a damaged cord or plug or after the heater malfunctions or has been dropped or damaged in any manner.
- Ensure the power cord is not hot to the touch during operation. If the cord becomes excessively hot, discontinue use immediately and contact support.
- Do not cover the heater. Maintain a minimum clearance of 3 feet (0.9 m) from the front and sides of the heater to any combustible materials.
- This heater is equipped with a safety tip-over switch that automatically shuts off the heater if it is tipped over.
- The heater has overheat protection, which will automatically shut off the unit if it becomes too

hot.

- A child lock feature is available to prevent unintended operation.
- **Important Note:** Some users have reported that the heater may turn on automatically when power is restored after an outage, regardless of previous settings. Always unplug the heater when not in use or during power outages to prevent unintended operation.

3. Package Contents

- Ballu Mica Infrared Space Heater Unit
- Detachable Feet with Wheels (2 pcs)
- Screws for feet assembly
- Wall Mounting Brackets and Hardware
- Remote Control
- User Manual / Quick Start Guide

4. Setup

4.1 Freestanding Assembly

1. Carefully unpack the heater and all accessories.
2. Lay the heater on its side on a soft, flat surface to prevent scratches.
3. Identify the 'Left' and 'Right' feet.
4. Align each foot with the corresponding mounting holes on the bottom of the heater.
5. Secure each foot using the provided screws. Ensure they are tightened firmly.
6. Carefully stand the heater upright.

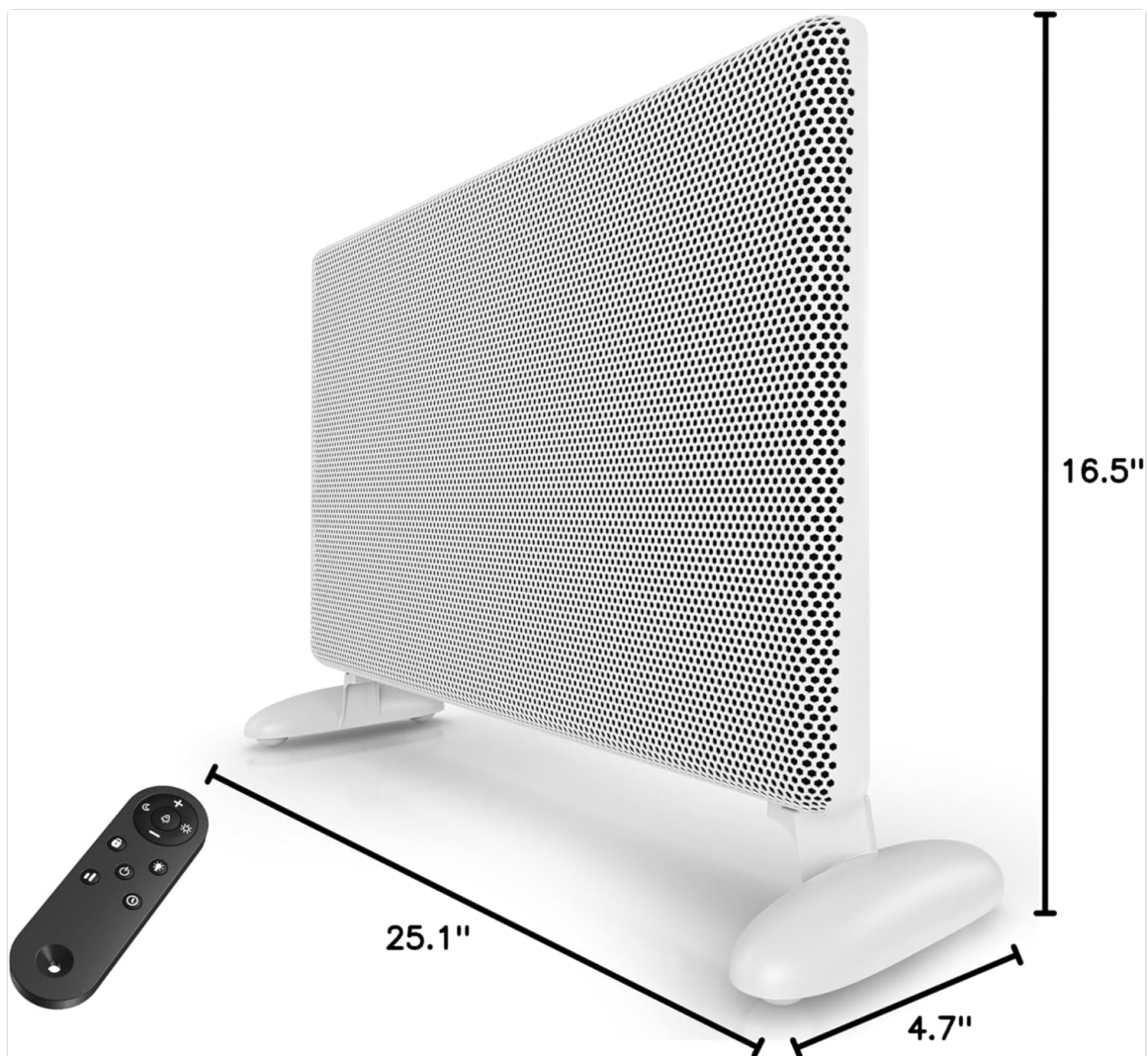


Figure 1: Heater with feet attached, showing dimensions (4.7"D x 25.1"W x 16.5"H).

4.2 Wall Mounting

The heater can also be wall-mounted. Mounting brackets and hardware are included in the package. Refer to the detailed user manual for specific wall mounting instructions and ensure proper installation for safety.



Figure 2: Heater shown in a wall-mounted configuration.

5. Operating Instructions

5.1 Control Panel

The heater features a touch control panel conveniently located on the top. The digital display shows the current temperature and settings.



Figure 3: Digital Control Panel with various touch buttons.

- **Power Button:** Turns the heater on/off.

- **Temperature Adjustment:** Use the up/down arrows to set the desired temperature (50°F-86°F).
- **Mode Button:** Cycles through heating modes:
 - **Eco Mode:** Energy-saving mode, maintains a lower temperature (default 64°F).
 - **Comfort Mode:** Standard heating mode (default 68°F).
 - **Boost Mode:** Rapid heating to quickly reach the desired temperature.
 - **Anti-frost Mode:** Maintains a minimum temperature to prevent freezing (default 41°F).
- **Power Level:** Select between 750W and 1500W heating power.
- **Timer:** Set a 24-hour timer for automatic on/off operation.
- **Light On/Off:** Controls the display light.
- **Child Lock:** Activates/deactivates the child lock feature to prevent accidental changes to settings.

5.2 Remote Control

The included remote control provides convenient access to all heater functions from a distance.



- All functions available on the control panel can be operated via the remote.
- Includes dedicated buttons for Power, Light, Boost, Comfort, Eco, Timer, and Temperature adjustment.





5.3 Smart Control (App & Voice)

The Ballu Mica Infrared Space Heater supports smart control via a mobile app and voice assistants.

- **Mobile App:** Download the

Related Documents - NCA2-4.0EF-WHITE

	<p>Ballu NCA2-4.4 Series Convection Heater: Product Instruction Manual</p> <p>Comprehensive instruction manual for the Ballu NCA2-4.4 series convection heater, covering components, installation, operation, app functions, troubleshooting, care, and safety guidelines. Features WiFi and app control.</p>
	<p>Ballu Quick Start Guide: Convection Space Heater - Setup and Operation</p> <p>Get started quickly with your Ballu convection space heater. This guide covers component identification, foot installation, control panel operation, mode selection (Boost, Comfort, Eco), timer functions, and safety instructions for efficient and safe heating.</p>

 <p>Ballu® Product instruction manual NCA2-4.3-WHITE NCA2-4.3-BLACK</p> <p>Need Help? Contact us to get expert support. ✉ BalluCustomerService@gmail.com 🌐 www.Ballu-Service.com</p>	<p>Ballu NCA2-4.3-WHITE/BLACK Convection Heater: User Manual & Instructions</p> <p>Comprehensive user manual for the Ballu NCA2-4.3-WHITE and NCA2-4.3-BLACK convection heaters. Includes installation guides, operating instructions, safety precautions, troubleshooting, app control, and warranty information.</p>
 <p>Ballu® Product instruction manual NCA2-3.0EF-PRO WHITE</p> <p><small>For the correct usage of the product, read the user manual carefully and keep it handy. https://ballu.com/</small></p>	<p>Ballu NCA2-3.0EF-PRO WHITE: Product Instruction Manual</p> <p>This document provides comprehensive instructions for the Ballu NCA2-3.0EF-PRO WHITE panel heater. It covers product components, installation (foot fitting and wall mounting), operation modes (Comfort, Eco, Boost), Wi-Fi control via the Smart Life app, troubleshooting common issues, care and cleaning procedures, important safety warnings, and warranty information.</p>
 <p>Ballu® Product instruction manual NCA2-4.5-PRO-WHITE NCA2-4.5-PRO-BLACK</p> <p>Need Help? Contact us to get expert support. ✉ BalluCustomerService@gmail.com 🌐 www.Ballu-Service.com</p>	<p>Ballu NCA2-4.5-PRO Convection Heater: Product Instruction Manual</p> <p>Comprehensive instruction manual for the Ballu NCA2-4.5-PRO convection heater, covering installation, operation, safety, smart app control, troubleshooting, and warranty. Learn how to use your Ballu heater efficiently and safely.</p>
 <p>Ballu® Product instruction manual NCA2-4.6-PRO WHITE NCA2-4.6-PRO BLACK</p> <p>Need Help? Contact us to get expert support. ✉ support@ballu.com 🌐 www.ballu.com/support</p>	<p>Ballu NCA2-4.6-PRO Series Electric Heater Instruction Manual</p> <p>Comprehensive instruction manual for the Ballu NCA2-4.6-PRO WHITE and BLACK electric convection heaters, covering installation, operation, safety, app control, troubleshooting, and warranty.</p>

[\[pdf\]](#) User Manual Instructions Troubleshooting Guide
Warranty

NCA1 4 0EF 0816 Leon White User Manual Amazon Ballu Mica Infrared
Space Heaters for Indoor Use Whole Room Heater with Ditial Thermostat
Remote 24h Timer Eco mode Portable Standing Wall mount 1500W
Panel Electric Large Home Kitchen C1C1Z44HhPL m media amazon
images I |||

NCA2-4.0EF- WHITE NCA2-4.0EF-BLACK CONTENTS
COMPONENTS FOOT INSTRUCTIONS WALL
MOUNTING INSTRUCTIONS OPERATING YOUR
HEATER TROUBLESHOOTING CARE AND CLEANING
IMPORTANT SAFETY INSTRUCTIONS WARRANTY AND
SERCIVE 01 02 03-04 05-07 08-09 10 11-13 14
COMPONENTS Infrared heater Heat outlet Feet Air int...
lang:en **score:37** filesize: 6.98 M page_count: 17 document
date: 2023-08-18



[\[pdf\]](#) User Manual Instructions Troubleshooting Guide
Warranty

NCA1 4 0EF 0816 Leon White Ballu Mica Infrared Space Heaters for
Indoor Use Whole Room Heater with Ditial Thermostat Remote 24h Timer
Eco mode Portable Standing Wall mount 1500W Panel Electric Large
Control in Moon NCA2 0EF WHITE User Manual B0CL44RYNQ
B0CDBPHTQ9 B0CDBSPN3G B0CDBVQTNH C1por0q0PZL m media
amazon images I |||

NCA2-4.0EF- WHITE NCA2-4.0EF-BLACK CONTENTS
COMPONENTS FOOT INSTRUCTIONS WALL
MOUNTING INSTRUCTIONS OPERATING YOUR
HEATER TROUBLESHOOTING CARE AND CLEANING
IMPORTANT SAFETY INSTRUCTIONS WARRANTY AND
SERCIVE 01 02 03-04 05-07 08-09 10 11-13 14
COMPONENTS Infrared heater Heat outlet Feet Air int...
lang:en **score:37** filesize: 7.18 M page_count: 17 document
date: 2023-11-09