

Jetson JJ7-BLK

Jetson Arro Folding Electric Bike

USER MANUAL

Introduction

Welcome to the Jetson Arro Folding Electric Bike user manual. The Jetson Arro is designed for efficient and convenient urban travel, featuring a powerful 350-Watt motor, easy-folding mechanism, and versatile riding modes. This manual provides essential information for safe operation, assembly, maintenance, and troubleshooting to ensure you get the most out of your electric bike.

Please read this manual thoroughly before your first ride and keep it for future reference.

Safety Information

Your safety is paramount. Always adhere to the following guidelines when operating the Jetson Arro Electric Bike:

- This product is certified to UL 2849 standards by SGS, ensuring electrical safety.
- Recommended for ages 14 and older.
- Always wear a helmet and appropriate safety gear.
- Obey all local traffic laws and regulations.
- Perform a pre-ride inspection before each use, checking brakes, tires, and all connections.
- Be aware that transportation of this item is subject to hazardous materials regulations due to its battery.
- Do not operate the bike under the influence of alcohol or drugs.
- Avoid riding in adverse weather conditions or on slippery surfaces.

What's in the Box

Upon unpacking your Jetson Arro Electric Bike, please ensure all the following components are present:

- Jetson Arro Electric Bike
- Charger
- User Manual (this document)



Image: The Jetson Arro Folding Electric Bike in its complete form, ready for assembly.

Assembly and Setup

The Jetson Arro Electric Bike requires some assembly before its first use. Follow these steps carefully:

1. **Unpack:** Carefully remove all components from the packaging.
2. **Unfold the Frame:** Locate the folding mechanism on the frame and carefully unfold the bike until it locks into place. Ensure the locking mechanism is securely engaged.
3. **Adjust Handlebars:** Loosen the handlebar stem clamp, raise the handlebars to a comfortable height, and tighten the clamp securely.
4. **Adjust Seat:** Use the quick-release lever to adjust the seat post height. Ensure your feet can comfortably touch the ground when stopped. Tighten the lever firmly.



Image: Detail of the adjustable seat post, showing the range of height adjustment.

5. **Inflate Tires:** Check tire pressure and inflate to the recommended PSI (usually found on the tire sidewall).
6. **Charge Battery:** Before your first ride, fully charge the battery using the provided charger. Connect the charger to the bike's charging port and then to a power outlet. The indicator light on the charger will change when fully charged.



Image: Side profile of the Jetson Arro Electric Bike, highlighting its compact design.

Operating Instructions

Familiarize yourself with the controls and features of your Jetson Arro Electric Bike:

- **Power On/Off:** Locate the power button (usually on the handlebar or battery pack) and press to turn the bike on or off.
- **Twist Throttle:** The Jetson Arro features a twist throttle for electric propulsion. Gently twist the throttle grip to engage the 350-Watt motor and accelerate. The bike can reach speeds of up to 15.5 mph using the throttle.
- **Pedal Assist:** For extended range and assistance while pedaling, engage the pedal assist mode. This system provides power boosts as you cycle, allowing you to travel farther than with throttle-only use.
- **Braking:** The bike is equipped with dual disc brakes for reliable stopping power. Squeeze the brake levers on the handlebars to slow down or stop.
- **Headlight and Taillight:** The integrated headlight and taillight improve visibility. Activate them using the designated switch, typically located on the handlebars.



Image: The bright LED headlight, essential for night riding and visibility.

- **Folding Mechanism:** The Arro's easy-folding mechanism allows for compact storage and transport. To fold, disengage the frame and stem locking mechanisms. The bike folds down to a compact size of 28.0" (L) x 17.3" (H) x 22.8" (W).



Image: The Jetson Arro in its folded state, demonstrating its portability.

ARRO

FOLDING ELECTRIC BIKE



15-Mile
Throttle Range



350-Watt
Hub Motor



15.5 Mph
Max Speed



JETSON



Image: A rider demonstrating the use of the Jetson Arro Electric Bike in an urban setting.

Maintenance

Regular maintenance ensures the longevity and safe operation of your Jetson Arro Electric Bike:

- **Battery Care:** Charge the battery regularly, even if not in use, to maintain its health. Avoid fully draining the battery. Store the bike and battery in a cool, dry place.
- **Tire Pressure:** Check tire pressure before each ride. Maintain the recommended PSI to ensure optimal performance and prevent flats.
- **Brake Inspection:** Regularly inspect brake pads and cables for wear. Ensure brakes are responsive and properly adjusted.
- **Cleaning:** Clean the bike with a damp cloth. Avoid using high-pressure water jets directly on electrical components.
- **General Check:** Periodically check all nuts, bolts, and quick-release levers to ensure they are tight and secure.

Troubleshooting

Here are some common issues and their potential solutions:

Problem	Possible Cause	Solution
Bike does not power on.	Low battery; Power button not pressed correctly; Loose connection.	Charge the battery; Ensure power button is fully pressed; Check all visible cable connections.
Motor not engaging.	Throttle issue; Pedal assist not active; Brake levers engaged.	Ensure throttle is twisted fully; Check pedal assist setting; Release brake levers completely.
Brakes feel weak.	Worn brake pads; Loose brake cable.	Inspect and replace brake pads if worn; Adjust brake cable tension.
Unusual noises during operation.	Loose components; Lack of lubrication.	Check all bolts and connections; Lubricate chain and moving parts.

If you encounter issues not listed here or if solutions do not resolve the problem, please contact customer support.

Specifications

Feature	Detail
Bike Type	Electric Bike, Folding Bike
Age Range (Description)	Adult (Ages 14+)
Brand	Jetson
Number of Speeds	1
Color	Black
Wheel Size	14 Inches
Frame Material	Alloy Steel
Suspension Type	Rigid
Special Feature	Adjustable Seat, Dual Disc Brake, Foldable, Headlight, Portable
Included Components	Electric Bike, charger, manual
Size	Regular
Brake Style	Disc
Item Weight	45.2 Pounds
Model Name	Jetson Arro
Power Source	Electric
Wattage	350 watts
Wheel Material	Rubber
Lithium Battery Energy Content	216 Watt Hours

Feature	Detail
Warranty Type	Limited
Assembly Required	Yes
Number of Handles	1
Global Trade Identification Number	00840290205422
UPC	840290205422
Bicycle Drivetrain Type	Hub Motor
Manufacturer	Jetson
Product Dimensions	48.8 x 21 x 40.1 inches

Warranty and Support

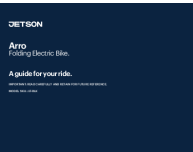
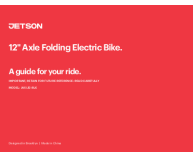
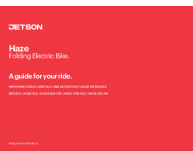

The Jetson Arro Electric Bike comes with a**Limited Warranty**. For specific terms and conditions, please refer to the warranty documentation included with your purchase or visit the official Jetson website.

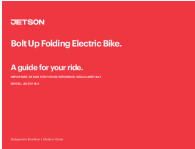

For customer support, troubleshooting assistance, or to inquire about replacement parts, please visit the official Jetson Store:

[Visit the Jetson Store on Amazon](#)

© 2023 Jetson. All rights reserved.
Model: JJ7-BLK

Related Documents - JJ7-BLK

	<p>Jetson Arro Folding Electric Bike User Manual</p> <p>Your essential guide to the Jetson Arro Folding Electric Bike. This manual provides comprehensive instructions on safety, setup, operation, maintenance, and care for your electric bike. Learn how to ride safely and enjoy your journey.</p>
	<p>Jetson 12" Axle Folding Electric Bike User Manual</p> <p>User manual and guide for the Jetson 12" Axle Folding Electric Bike (Model JAXL12-BLK), covering safety, assembly, specifications, operation, and maintenance.</p>
	<p>Jetson Haze Folding Electric Bike User Manual and Guide</p> <p>Comprehensive guide for the Jetson Haze Folding Electric Bike, covering safety, setup, operation, maintenance, and specifications. Learn how to ride safely and get the most out of your e-bike.</p>
	<p>Jetson Core Folding Electric Mountain Bike User Manual and Guide</p> <p>Comprehensive user manual and guide for the Jetson Core Folding Electric Mountain Bike (SKU: JCORE-BLK). Learn about setup, operation, safety, features like the RackIt Smart Cargo System, and maintenance. Includes official resources from Jetson.</p>

	<p>Jetson Bolt Up Folding Electric Bike User Guide</p> <p>Comprehensive guide for the Jetson Bolt Up Folding Electric Bike, covering safety, assembly, operation, and maintenance. Learn how to safely operate and care for your electric bike.</p>
	<p>Jetson Bolt Pro Folding Electric Bike User Manual & Guide</p> <p>Comprehensive guide for the Jetson Bolt Pro Folding Electric Bike, covering safety, setup, operation, charging, maintenance, and specifications. Model JBLTP-BLK.</p>