

Lekaby S2

Lekaby S2 Wireless Bluetooth Earbuds User Manual

Model: S2 | Brand: Lekaby

1. INTRODUCTION

Thank you for choosing the Lekaby S2 Wireless Bluetooth Earbuds. These earbuds are designed to provide a superior audio experience with advanced features such as Bluetooth 5.3 connectivity, HiFi stereo sound, Environmental Noise Cancellation (ENC) microphone for clear calls, and a long-lasting battery. This manual will guide you through the setup, operation, and maintenance of your new earbuds to ensure optimal performance.



Lekaby S2 Wireless Earbuds in their charging case, displaying the digital LED power indicator.

2. PRODUCT OVERVIEW

Key Features:

- **Bluetooth 5.3:** Ensures stable and efficient wireless connection.
- **HiFi Stereo Sound:** Delivers rich and immersive audio quality.
- **ENC Microphone:** Provides clear call quality by reducing environmental noise.
- **Long Battery Life:** Up to 7 hours on earbuds, 30 hours with charging case (total 37 hours).
- **Digital LED Display:** Shows battery percentage of the charging case and earbuds.
- **IP7 Waterproof:** Resistant to sweat and rain, suitable for workouts and outdoor activities.
- **Ultra-Lightweight:** Each earbud weighs only 4.2g for comfortable wear.

- **Smart Touch Control:** Intuitive controls for music, calls, and voice assistant.
- **Type-C Fast Charging:** Quick and convenient charging.

Built-in ENC Noise Reduction Chip

Stereo sound without background noise



Diagram illustrating the built-in ENC Noise Reduction Chip and microphone placement, showing 40dB noise reduction.

Ultra Lightweight

Earbud only 4.2g, comfort and secure fit



Image of a person wearing an earbud, highlighting its ultra-lightweight design at only 4.2g for comfortable and secure fit.

3. SETUP

3.1 Charging the Earbuds and Case

Before first use, fully charge the earbuds and the charging case. Connect the provided Type-C USB cable to the charging port on the case and a power source. The digital LED display on the case will show the charging progress. A full charge takes approximately 1.5 hours.

Ultra-long Battery Life

7Hrs

Earbuds

30Hrs

With Charging case

1.5Hrs

Charging time



Graphic illustrating the battery life: 7 hours for earbuds, 30 hours with the charging case, and 1.5 hours charging time, with a Type-C fast charging port.

Digital Power Display

With a digital LED display,
it clearly shows the power of the charging box and earphones.



Image of the charging case with its digital LED display showing battery percentage, alongside a smartphone screen indicating Bluetooth connection, highlighting the clear power display.

3.2 Pairing with Your Device

1. Ensure the earbuds are charged.
2. Open the charging case. The earbuds will automatically enter pairing mode.
3. On your device (smartphone, tablet, etc.), enable Bluetooth.
4. Search for available Bluetooth devices and select "S2" (or similar name) from the list.
5. Once connected, you will hear a confirmation tone, and the earbuds will be ready for use.

The Lekaby S2 earbuds feature one-step auto pairing for stable transmission with Bluetooth 5.3.

One-Step Auto Pairing

Stable transmission with Bluetooth 5.3



Image showing the earbuds and charging case next to a smartphone screen displaying Bluetooth pairing settings, emphasizing one-step auto pairing and stable Bluetooth 5.3 transmission.

4. OPERATING INSTRUCTIONS

4.1 Smart Touch Controls

The Lekaby S2 earbuds feature intuitive touch controls on each earbud. Refer to the diagram below for specific functions:

Smart Touch Control

More Music, No Wires, Touch Control for Hassle Free Listening



Close-up of an earbud with a fingerprint icon, accompanied by a diagram of touch control gestures for various functions like play/pause, calls, volume, and track control.

- **Play/Pause:** Double tap L/R earbud.
- **Answer Calls:** Double tap L/R earbud.
- **Hang Up Calls:** Long press L/R earbud.
- **Digital Assistant (Siri/Google Assistant):** Triple tap L/R earbud.
- **Volume +:** Single touch R earbud.
- **Volume -:** Single touch L earbud.
- **Track Forward:** Long press R earbud.
- **Track Reverse:** Long press L earbud.

Contrôle Tactile Intelligent



Comprehensive guide to smart touch controls, detailing gestures like long press 'R' for next track, single touch 'R' for volume up, long press 'L' for previous track, single touch 'L' for volume down, double tap L/R for play/pause, triple tap L/R for voice assistant, and long press 'R' for hang up/reject call.

4.2 Music Playback and Calls

Enjoy high-fidelity stereo sound for your music. The built-in ENC microphone ensures your voice is clear during calls, even in noisy environments.

Illustration of superior stereo sound with a 14.2mm dynamic speaker, composite film, and pure copper voice coils. Also highlights ergonomic design, voice assistance integration (Hey Siri), and a prompt for questions.

5. MAINTENANCE

5.1 Cleaning

- Regularly clean the charging contacts on both the earbuds and inside the charging case with a dry, soft cloth or an alcohol wipe to ensure proper charging.
- Clean the ear tips and mesh of the earbuds. Earwax buildup can obstruct sound over prolonged use.

5.2 Water Resistance

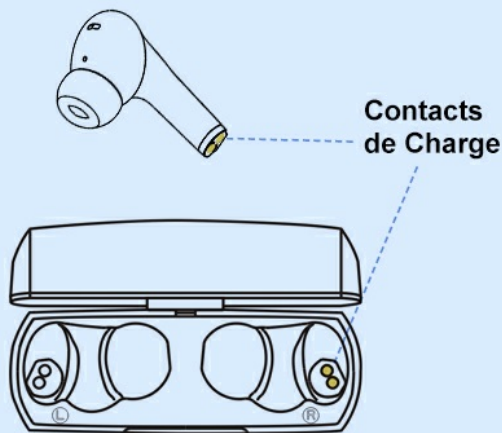
The Lekaby S2 earbuds are IP7 waterproof, meaning they are protected against temporary immersion in water. However, they are not designed for swimming or showering. Ensure the earbuds are dry before placing them back in the charging case.

6. TROUBLESHOOTING

If you encounter any issues, please refer to the common solutions below:

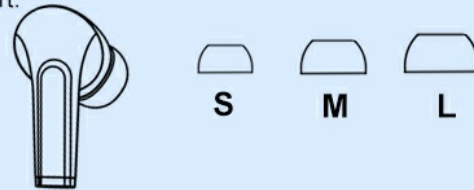
Impossible de Charger

Si les écouteurs ne peuvent pas être chargés, nettoyez les contacts de charge avec de l'alcool.

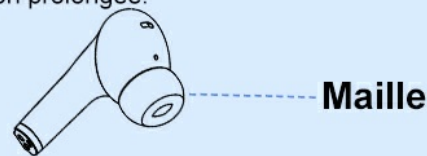


Mauvaise Qualité Sonore

① Choisissez la bonne taille de bouchon d'oreille. Cela permet d'améliorer les basses, l'isolation du bruit et le confort.



② Nettoyez les bouchons d'oreille et les mailles. Le cérumen peut obstruer le son des écouteurs en cas d'utilisation prolongée.



Troubleshooting section addressing 'Unable to Charge' (clean charging contacts with alcohol) and 'Poor Sound Quality' (choose correct ear tip size S, M, L and clean ear tips and mesh).

6.1 Unable to Charge

- Ensure the charging cable is securely connected to both the case and the power source.
- Clean the charging contacts on the earbuds and inside the charging case with alcohol to remove any dirt or debris.

6.2 Poor Sound Quality

- **Choose the correct ear tip size:** Selecting the appropriate ear tip size (S, M, L) can significantly improve bass, noise isolation, and overall comfort.
- **Clean ear tips and mesh:** Earwax or debris can block the sound output. Regularly clean the ear tips and the mesh on the earbuds.
- Ensure the earbuds are properly seated in your ears.

6.3 Pairing Issues

- Ensure Bluetooth is enabled on your device and the earbuds are in pairing mode.
- Try forgetting the device from your phone's Bluetooth settings and re-pairing.
- Ensure the earbuds are sufficiently charged.

7. SPECIFICATIONS

Feature	Specification
Brand	Lekaby
Model Number	S2

Connectivity Technology	Wireless (Bluetooth 5.3)
Ear Placement	In-Ear
Material	Plastic
Item Weight	40 Grams
Water Resistance Level	IP7 (Waterproof)
Charging Time	1.5 hours
Battery Composition	Lithium-polymer
Battery Life (Earbuds)	7 Hours
Battery Life (with Case)	30 Hours
Microphone Technology	Stereo (ENC Mic included)
Control Type	Volume Control, Touch Control
Included Components	Earbuds, Charging Case, USB Type-C Cable

8. WARRANTY AND SUPPORT

8.1 Manufacturer Warranty

The Lekaby S2 Wireless Bluetooth Earbuds come with a **1-year manufacturer warranty** from the date of purchase. This warranty covers defects in materials and workmanship under normal use.

Please note that the availability of spare parts is currently unavailable. Software updates are also not guaranteed beyond the initial release.

8.2 Customer Support

For any questions, technical assistance, or warranty claims, please contact Lekaby customer support through the retailer where you purchased the product or visit the official Lekaby store page on Amazon.