

## Manuals+

[Q & A](#) | [Deep Search](#) | [Upload](#)

Manuals.plus /

- › [LASTAR](#) /
- › LASTAR LED Desk Lamp User Manual

## LASTAR CM024

# LASTAR LED Desk Lamp User Manual

Model: CM024

## INTRODUCTION

Thank you for choosing the LASTAR LED Desk Lamp. This versatile lamp is designed to provide optimal lighting for various activities, including reading, working, and light therapy. With its flexible gooseneck, multiple light settings, and convenient control options, it enhances your environment and well-being.



*The LASTAR LED Desk Lamp, featuring its clamp, remote control, and touch interface.*

## PRODUCT FEATURES

- **20 Light Combinations:** Features 72 yellow and 72 white lamp beads, offering 5 adjustable brightness levels (5%-100%) and 4 color temperatures (3000K/4000K/5000K/6000K) for customized illumination.
- **Smart Remote & Touch Control:** Easily control the lamp via intuitive touch buttons on the lamp body or with the included remote control, effective up to 65.6 feet.
- **Versatile Clamp Design:** The metal clamp allows for secure attachment to various surfaces, providing a

stable and space-saving lighting solution. The lamp stands 24.2 inches high when fully extended.

- **Flexible Gooseneck & Timing Function:** A 360° adjustable gooseneck allows precise light positioning. Includes 4 timing settings (15/30/45/60 minutes) for automated shut-off.
- **Sunlight Therapy Function:** Equipped with a 5.5-inch luminous panel providing up to 10,000 Lux, simulating full-spectrum natural light to help boost mood, energy, and focus.




*The LASTAR lamp providing 10,000 Lux light therapy for a user at their desk.*

# 20 Lighting Modes

## 4 Color Temperatures



## 5 Brightness Levels



Visual representation of the 20 lighting modes, combining 4 color temperatures and 5 brightness levels.

## 360° Flexible Adjustment



*The lamp's 360° flexible gooseneck design and clamp attachment for versatile positioning.*

## PACKAGE CONTENTS

Please check the package contents upon unboxing:

- LASTAR LED Desk Lamp (Model: CM024)
- Remote Control
- Power Adapter
- User Manual



*All components included in the LASTAR LED Desk Lamp package.*

## SETUP INSTRUCTIONS

- 1. Attach the Clamp:** Loosen the clamp handle by rotating it counter-clockwise. Position the clamp onto a stable surface (desk, table, shelf) with a thickness suitable for the clamp's opening (up to 2.8 inches). Tighten the clamp securely by rotating the handle clockwise until the lamp is firmly in place.
- 2. Connect Power:** Insert the power adapter's DC plug into the lamp's power input port, located on the lamp's main body. Plug the power adapter into a standard wall outlet.

3. **Adjust Gooseneck:** Gently bend and position the flexible gooseneck to direct the light as desired. The 360° rotation allows for versatile lighting angles.

## 360° Flexible Adjustment

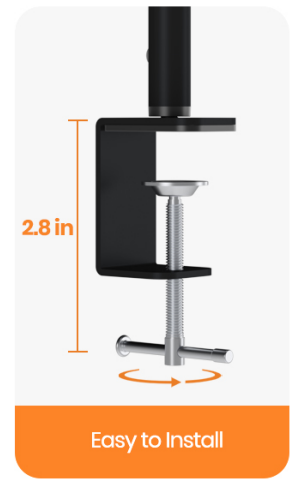


*Instructions for attaching the clamp and adjusting the gooseneck.*

## OPERATING INSTRUCTIONS

### Touch Control (on Lamp Body)







- **Power On/Off & Brightness:** Press the **Power** button to turn the lamp on or off. Short press the Power button repeatedly to cycle through 5 brightness levels (5%, 25%, 50%, 75%, 100%).
- **Color Temperature:** Press the **M** button to cycle through 4 color temperatures (3000K Warm White, 4000K Natural White, 5000K Cool White, 6000K Daylight).
- **Timer:** Press the **Timer** button to set an auto-off timer for 15, 30, 45, or 60 minutes. The corresponding indicator lights will illuminate.






Detailed view of the touch control panel on the lamp body.

## Remote Control


The remote control offers convenient operation from a distance.

- **Power On/Off:** Press the  button to turn the lamp on or off.
- **Brightness Adjustment:** Use the  and  buttons to fine-tune brightness.
- **Color Temperature Adjustment:** Use the  and  buttons to adjust the light color.
- **Pre-set Modes:** Access various lighting modes directly:
  - **Night Light Mode:** Ideal for low-light environments.
  - **Leisure Mode:** Soft, warm light for relaxation.
  - **Reading Mode:** Optimized for comfortable reading.
  - **Game Mode:** Bright, cool light for focused activities.
  - **Work Mode:** Clear, bright light for productivity.
- **Timer Settings:** Use the  button to set auto-off timers.

## Remote Control with Multiple Lighting Modes, User-friendly



Layout of the remote control with its various function buttons.



Visual examples of the four available color temperatures.



Visual examples of the five adjustable brightness levels.

Official video demonstrating the LASTAR LED Desk Lamp's features, including touch and remote control, and various lighting modes. (Duration: 1:19)

## MAINTENANCE

- Ensure the lamp is unplugged before cleaning.
- Wipe the lamp body and light panel with a soft, dry cloth. Do not use abrasive cleaners or solvents.
- Avoid exposing the lamp to excessive moisture or direct sunlight.

## TROUBLESHOOTING

Problem	Possible Cause	Solution
Lamp does not turn on.	No power supply.	Check if the power adapter is securely plugged into the lamp and the wall outlet. Ensure the outlet is functional.
Remote control not working.	Batteries are low or incorrectly inserted. Obstruction between remote and lamp.	Replace remote control batteries (if applicable). Ensure there are no obstructions. Point the remote directly at the lamp's sensor.

Problem	Possible Cause	Solution
Light flickers or is unstable.	Unstable power supply. Faulty connection.	Try plugging the lamp into a different power outlet. Check all connections for looseness.

## SPECIFICATIONS

- **Model:** CM024
- **Brand:** LASTAR
- **Product Dimensions:** 17.32 x 9.65 x 1.97 inches
- **Item Weight:** 2.3 Pounds
- **Material:** Metal
- **Finish Type:** Polished
- **Bulb Base:** GU10
- **Wattage:** 12 Watt-hours
- **Bulb Voltage:** 12 volts DC
- **Light Source:** 72 Yellow LED beads, 72 White LED beads
- **Brightness Levels:** 5 (5%, 25%, 50%, 75%, 100%)
- **Color Temperatures:** 4 (3000K, 4000K, 5000K, 6000K)
- **Timer Settings:** 15, 30, 45, 60 minutes
- **Max Lux:** 10,000 Lux

## WARRANTY AND SUPPORT

For warranty information or technical support, please refer to the official LASTAR website or contact customer service through your purchase platform.

### Protection Plans:

- 3-Year Protection Plan: Available for purchase.
- 4-Year Protection Plan: Available for purchase.
- Complete Protect: Monthly plan covering eligible purchases.

**User Manual (PDF):** [Download PDF User Manual](#)