

[Manuals.plus](#) /

> [Aechonow](#) /

> Aechonow 14" Cat Tree Tower User Manual

Aechonow CTT00150A109

Aechonow 14" Cat Tree Tower User Manual

Model: CTT00150A109

PRODUCT OVERVIEW

The Aechonow 14" Cat Tree Tower is designed to provide a comfortable and engaging space for your feline companions. Featuring a spacious top perch, a cozy condo cave, and durable scratching surfaces, this cat tree is suitable for cats of all ages, including senior cats and larger breeds.



Figure 1: The Aecheonow 14-inch Cat Tree Tower, showcasing its top perch, enclosed condo, and scratching ramp. Two cats are comfortably using the structure.

SETUP AND ASSEMBLY

Assembly of the Aecheonow Cat Tree Tower is straightforward. Please follow the included instructions carefully. Ensure all components are present before beginning assembly.

Components Checklist:

- Main base unit
- Top perch platform
- Cat condo enclosure
- Sisal scratching post
- Scratching ramp/board
- Spring ball toy
- Removable perch sofa/cushion
- All necessary screws and tools (usually an Allen wrench)

Assembly Steps:

1. Unpack all components and verify against the checklist.
2. Attach the sisal scratching post to the main base unit using the provided hardware.
3. Secure the cat condo enclosure to the main base unit.
4. Mount the top perch platform onto the cat condo enclosure and scratching post.
5. Attach the scratching ramp/board to the main base unit, ensuring it is stable.
6. Place the removable perch sofa onto the top platform.
7. Attach the spring ball toy to the designated spot on the base.

Note: For detailed visual instructions, refer to the assembly diagram provided in the product packaging.

Maximum Load capacity 80 lbs

Max Area=3.19 Ft²

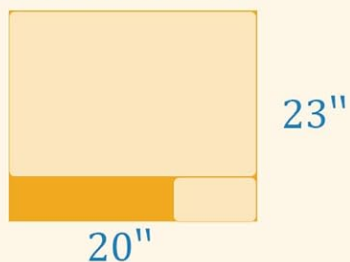


Figure 2: Product dimensions and maximum load capacity. The cat tree is 14 inches high, with a 20x23 inch

footprint, and can support up to 80 lbs.

OPERATING INSTRUCTIONS

The Aecheonow Cat Tree Tower is designed for intuitive use by your cats. No complex operation is required.

Key Features and Usage:

- **Top-Tier Perch:** The spacious 20 x 16.5 inch top platform provides an elevated resting and observation spot, ideal for larger adult cats or multiple smaller cats.



Figure 3: The generous 20x16.5 inch top perch provides ample space for cats to relax.

- **Cat Condo Cave:** The 16.5 x 11.8 inch enclosed condo offers a private and secure retreat for rest and privacy.

- **Sisal Scratching Surfaces:** The natural, fragrance-free sisal rope on the post and the scratching ramp provides an ideal surface for cats to satisfy their natural scratching instincts, promoting healthy claws and protecting your furniture.






Figure 4: A cat utilizing the sisal scratching ramp, designed for claw health and enrichment.

- **Spring Ball Toy:** An attached spring ball toy provides interactive play and entertainment.



Spring Ball



Natural
Sisal Rope

Figure 5: Details of the spring ball toy and the natural sisal rope scratching post.

- **Senior-Friendly Design:** The 14-inch height makes it easily accessible for senior cats or those with limited mobility, allowing them to comfortably reach the top perch.

MAINTENANCE

Regular maintenance will ensure the longevity and hygiene of your Aechonow Cat Tree Tower.

- **Cleaning the Perch Sofa:** The top perch features a removable sofa with soft cushions. This can be detached and laundered for easy cleaning. Follow fabric care instructions, typically machine wash on a gentle cycle with mild detergent and air dry.



Before

Unfixed Mat, Easy to Slide;



Now

Mat won't slide, so cats can lie down fancy-free,

Figure 6: Illustration of the removable and fixed perch mat for easy cleaning and stability.

- **General Cleaning:** Vacuum the plush surfaces regularly to remove loose fur and dust. Spot clean any soiled areas with a damp cloth and mild, pet-safe cleaner. Avoid harsh chemicals.
- **Sisal Rope Care:** The sisal scratching surfaces are durable. If they become worn, monitor for loose fibers and trim as necessary to prevent ingestion by your pet.
- **Structural Check:** Periodically check all screws and connections to ensure they remain tight and secure for your cat's safety.

TROUBLESHOOTING

Common issues and their solutions for the Aecheonow Cat Tree Tower.

Problem	Possible Cause	Solution
Cat Tree is Wobbly	Loose screws or uneven surface.	Tighten all assembly screws. Ensure the cat tree is placed on a flat, stable surface.
Cat Not Using Scratching Post	Preference for other surfaces or unfamiliarity.	Encourage use by sprinkling catnip on the sisal. Gently guide your cat's paws to the scratching surface. Place the tree in a prominent area.
Perch Mat Slides Off	Mat not properly secured or worn.	Ensure the removable perch sofa is correctly positioned and secured. If it's an older model, consider adding non-slip padding underneath.

SPECIFICATIONS

Attribute	Detail
Brand	Aechonow
Model Name	CTT00150A109
Product Dimensions (L x W x H)	20" x 23" x 14"
Item Weight	10.23 pounds
Material	Polyester, Natural Sisal Rope
Color	Dark Gray
Maximum Load Capacity	80 lbs
Target Audience	Cats (All Life Stages)
Care Instructions	Machine Wash (removable parts)

WARRANTY AND SUPPORT

Aechonow stands behind the quality of its products. While specific warranty details are not provided in this manual, the manufacturer offers "Peerless Customer Care" to ensure your satisfaction. For any queries, concerns, or assistance with your Aechonow Cat Tree Tower, please contact Aechonow customer service. Refer to the product packaging or the official Aechonow website for contact information.

You can also visit the official Aecheonow Store on Amazon for more information:[Aecheonow Amazon Store](#).

© 2025 Aecheonow. All rights reserved.